


金大鹰 主编



透制图



第3版

机械工业出版社
CHINA MACHINE PRESS



趣味制图

第 3 版

金大鹰 主编

机械工业出版社

本书是在《趣味制图》第2版的基础上修订而成的。这次修订,增加了一些新设计的图例,优化了部分内容,并对编排顺序作了必要的调整。

不同于一般的制图书,本书旨在帮助具有一定制图基础的读者提高空间想象能力,掌握看图本领。本书的特点是带有趣味性:所出题目皆为根据形状完全相同的两个视图(如主、俯视图皆为“回”字形),求作第三视图;图形新颖,且带有迷惑性;给题看似简单,但想形却很不易;加之,有些图形还会出现一题多解的情况,因此,研究起来兴趣甚浓。为避免作图出现不得其解的情况,书中每题都有参考答案,且均配置了清晰、醒目、标准的立体图,对学习看图颇为有益,本书定将成为您学习机械制图和识图的良好益友。

本书可作为大学、高专、高职、中专、技校、职高、夜校等各级学校学生和机械行业的工人、技术人员学习看、画机构图的辅助读物,同时也是制图教师从事教学、拟定考题和制图竞赛题极为有价值的参考书。

图书在版编目(CIP)数据

趣味制图/金大鹰主编. —3版. —北京:机械工业出版社, 2013. 6

ISBN 978-7-111-42869-5

I. ①趣… II. ①金… III. ①机械制图—习题集
IV. ①TH126-44

中国版本图书馆CIP数据核字(2013)第127686号

机械工业出版社(北京市百万庄大街22号 邮政编码100037)

责任编辑:杨民强 封面设计:姚毅 责任印制:乔宇

北京铭成印刷有限公司印刷

2013年7月第3版第1次印刷

260mm×184mm·13.5印张·310千字

0001—3000册

标准书号:ISBN 978-7-111-42869-5

定价:35.00元

凡购本书,如有缺页、倒页、脱页,由本社发行部调换
网络服务
电话服务

社服务中心:(010)88361066 教材网:<http://www.cmpedu.com>

销售一部:(010)68326294 机工官网:<http://www.cmpbook.com>

销售二部:(010)88379649 机工官博:<http://weibo.com/cmp1952>

读者购书热线:(010)88379203 封面防伪标均为盗版

前 言

本书是在《趣味制图》第2版的基础上修订而成的。这次修订,增加了一些新设计的图例,优化了部分内容,并对编排顺序作了必要的调整:第一部分为“根据两视图补画第三视图”,题目排在单页,参考答案排在双页;第二部分为第一部分所出题目的立体图。

学习机械制图的关键是如何将物体用平面图形表示出来,并根据平面图形想象出物体的立体形状。而学习制图的难点就在于建立物体的空间概念。

编写本书旨在帮助具有一定制图基础的读者,提高空间想象能力,掌握看图本领。

本书不同于一般的制图书,书中所给出的两视图,均为形状、方向相同或形状相同、方向相反。这类图形看似简单,但想象形状却很不易,加之有些图形还会出现一题多解的现象,所以它虽为技术图书,可识读起来却带有较强的迷惑性和浓厚的趣味性,这就将空间想象能力的提高与读图能力的增强融于其中了。

设计本书图形的指导思想是尽量从简单图形入手,与机械制图的学习内容相贴近,以提高读者的看图能力。为了提高学习效果,书中每道题都有参考答案,且均配置了清晰、醒目、标准的立体图。

本书具有练习看图、画图的双重作用。进行看图练习时,首先应根据给出的两视图,想象物体的形状,进而补画出所缺的视图,再与参考答案相对照,最后再参看立体图,以验证所想象的物体形状是否正确。进行画图练习时,首先应看懂立体图,并画出三视图,再与参考答案进行对照,以验证画出的三视图是否正确。这里应特别强调指出:只进行“图”(视图)、“物”(立体图)对照,或作图时未经深入思考便参看答案的做法,都是不利于培养和提高自己的看图能力和画图能力的。

本书可作为大学、高专、高职、中专、技校、职高、夜校等各级学校学生和机械行业的工人、工程技术人员学习看、画机械图的辅助读物,也可供制图教师教学及拟定考题、制图竞赛题时参考。

参加本书修订工作的有:金大鹰、张鑫、高俊芳、金晓光、王忠强、高航怡、邓毅红,由金大鹰任主编。

由于我们的水平所限,书中的缺点在所难免,希望读者批评指正。

编 者

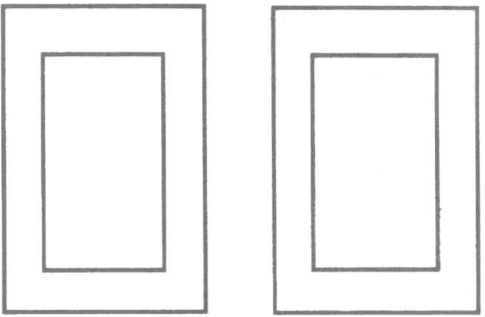
目 录

前言	
一、根据两视图，补画第三视图(题目在单页，参考答案在双页)	1
二、立体图	141

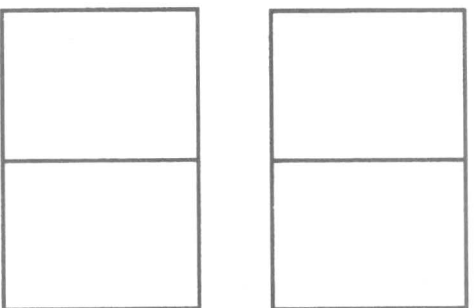
一、根据两视图，补画第三视图（答案在下一页）

1-1 根据两视图，补画第三视图（答案在下一页）。

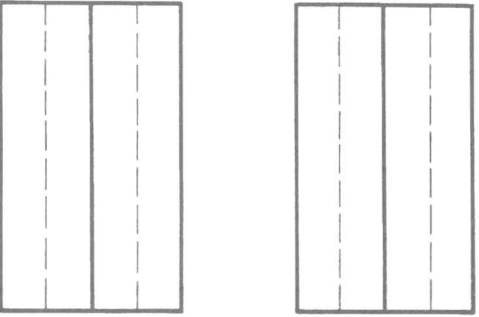
1.



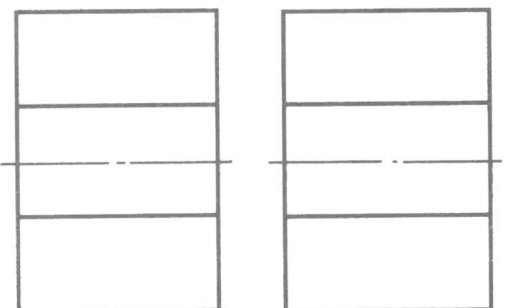
2.



3.

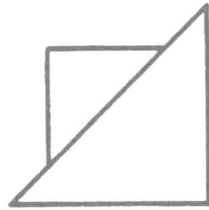
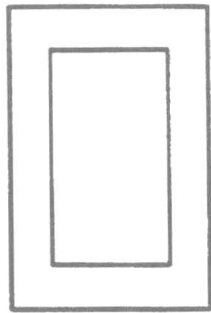
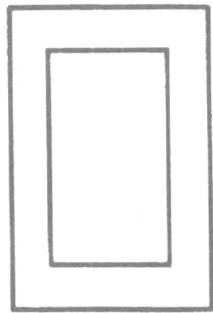


4.

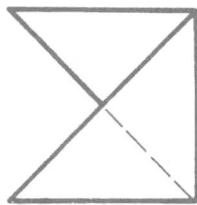



1-2 前页题参考答案(立体图在 141 页)。

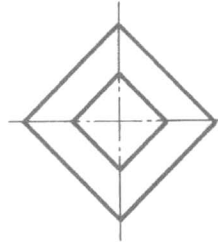
1.



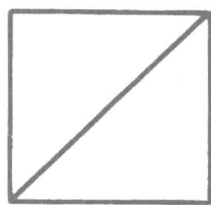

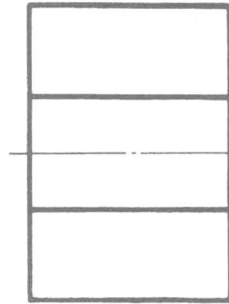
2.



3.

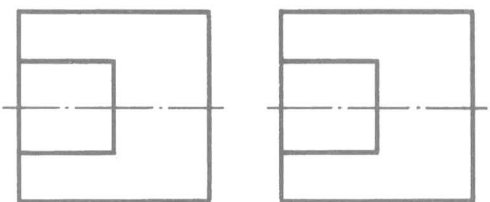


4.

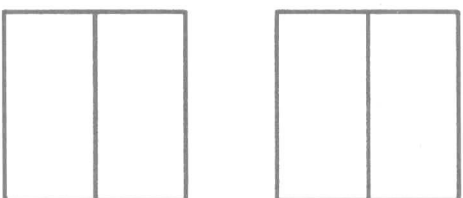


1-3 根据两视图，补画第三视图(答案在下页)。

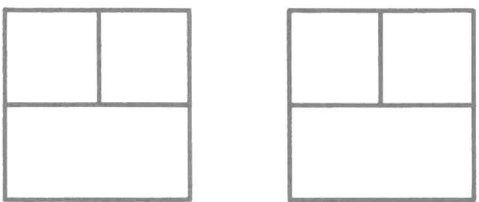
5.



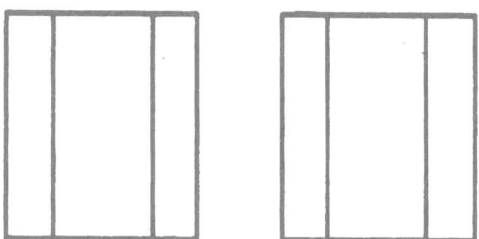
6.



7.

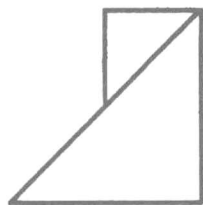
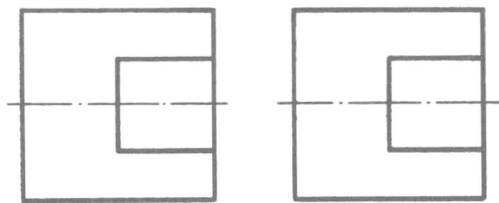


8.


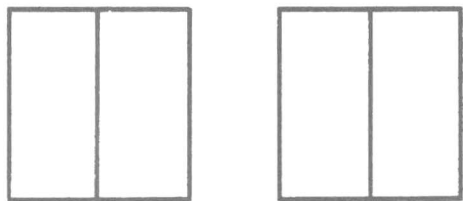


1-4 前页参考答案(立体图在 142 页)。

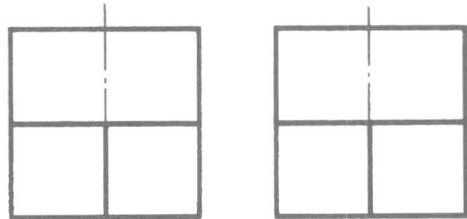
5.



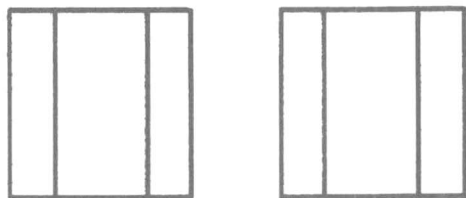
6.



7.

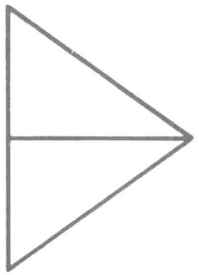
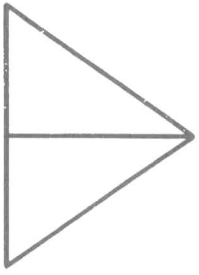


8.

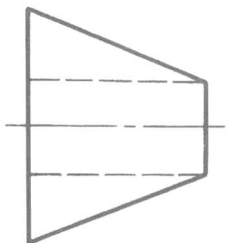
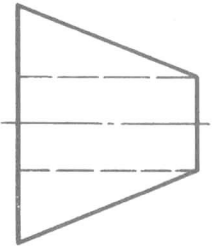


1-5 根据两视图，补画第三视图(答案在下页)。

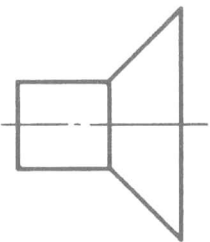
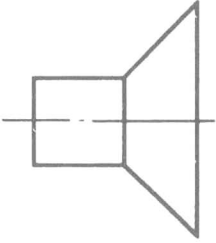
9.





10.



11.

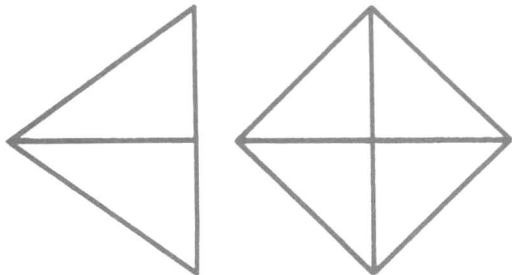


12.

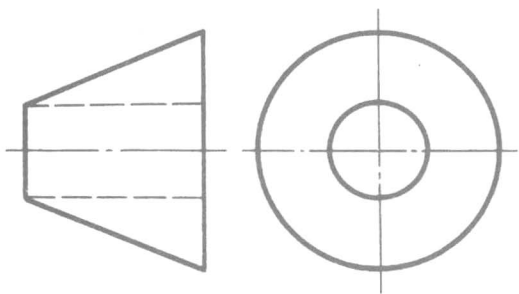


1-6 前页题参考答案(立体图在 143 页)。

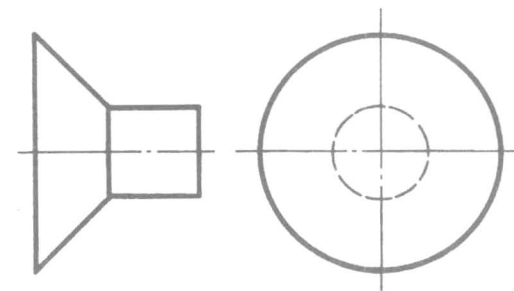
9.



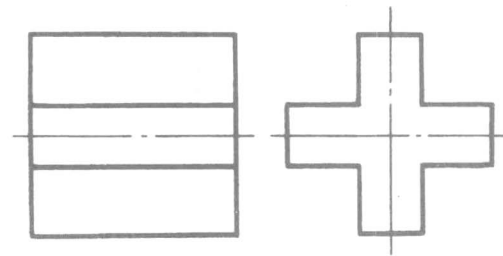
10.



11.

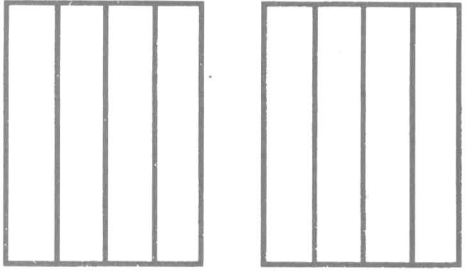


12.

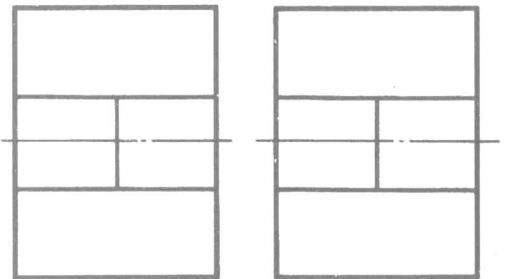


1-7 根据两视图，补画第三视图(答案在下页)。

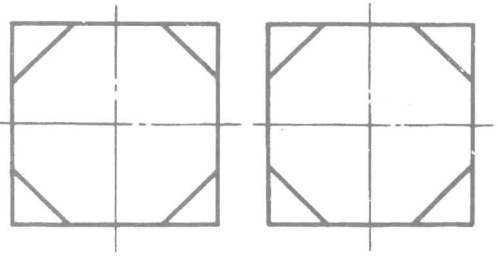
13.



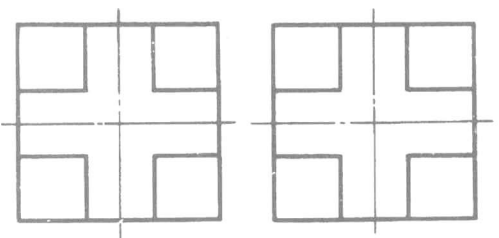
14.



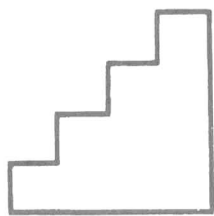
15.



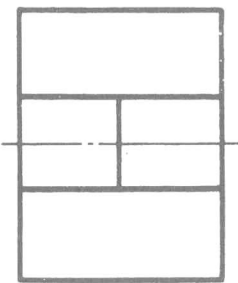
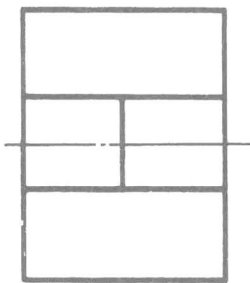
16.



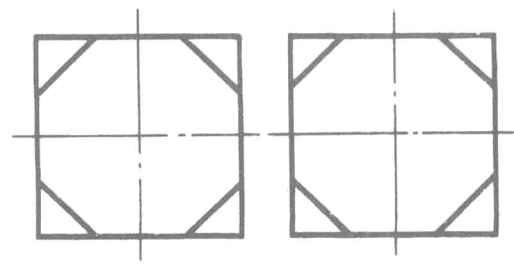
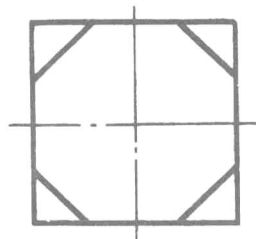
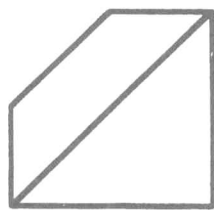
1-8 前页题参考答案(立体图在144页)。



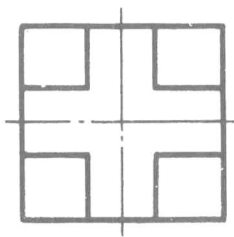
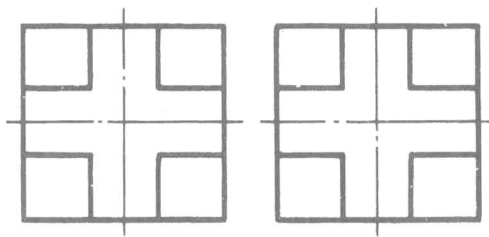
13.



14.



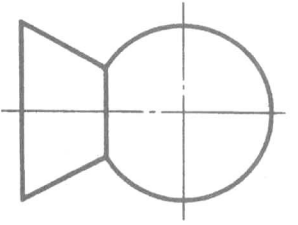
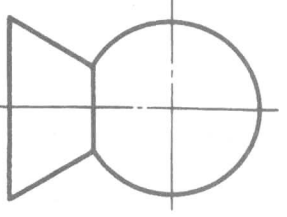
15.



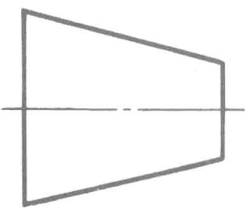
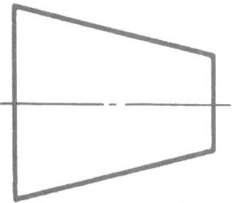
16.

1-9 根据两视图，补画第三视图(答案在下页)。

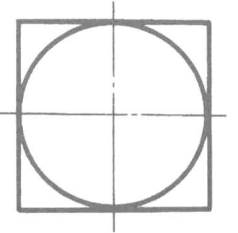
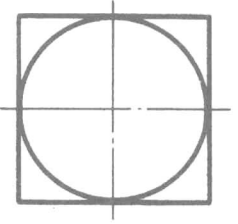
17.



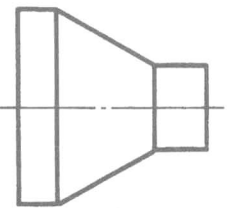
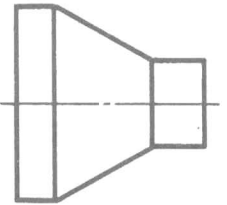
18.



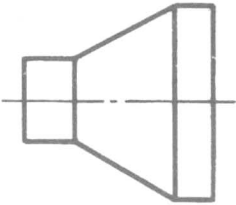
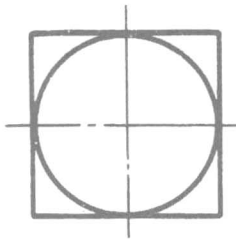
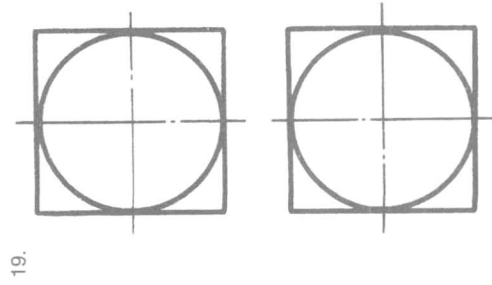
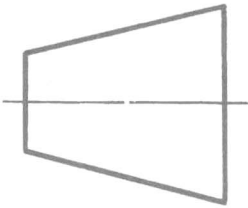
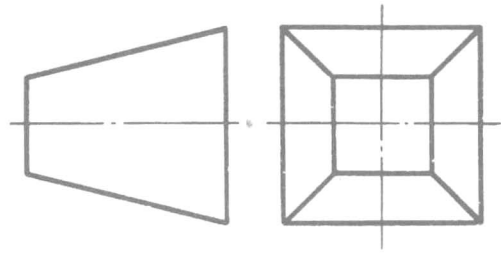
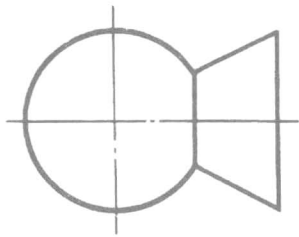
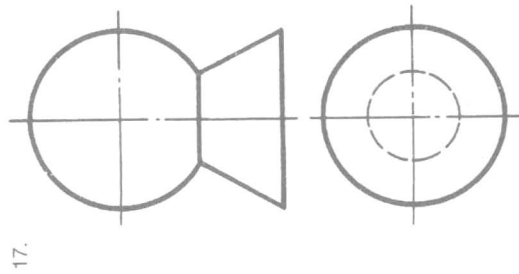
19.



20.

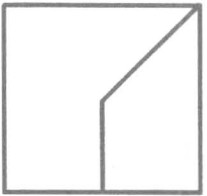
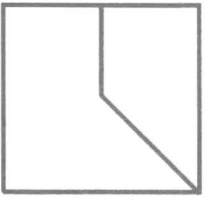


1-10 前页题参考答案(立体图在 145 页)。





1-11 根据两视图，补画第三视图(答案在下页)。

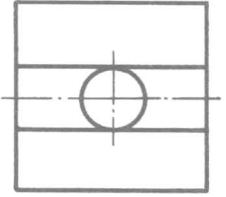
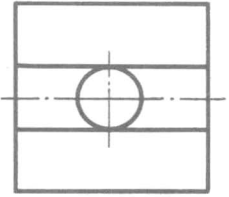
21.



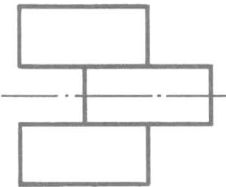
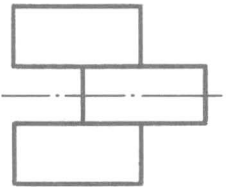
22.

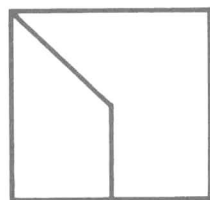
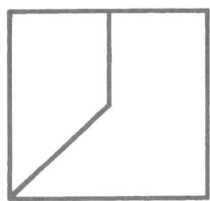


23.

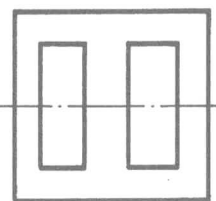
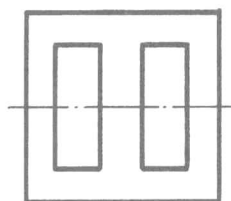
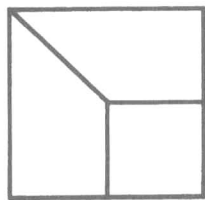


24.

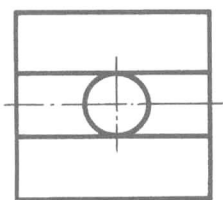
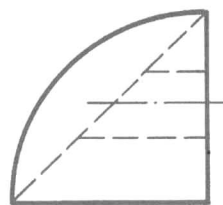




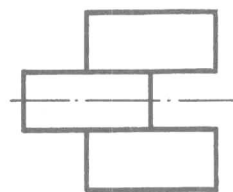
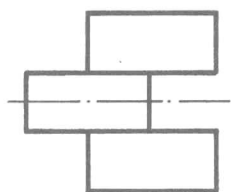
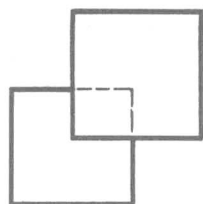
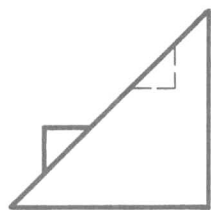
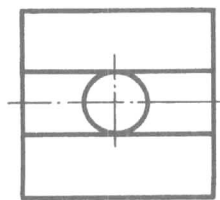
21.



22.



23.



24.