

经全国中小学教材审定委员会2002年初审通过

Learning English

初中起始版

[中国] 河北教育出版社
[加拿大] DC加拿大国际交流中心

合作编写

义务教育课程标准实验教科书

初中英语 Student Book 2

(供7年级第2学期使用)

*It's fun!
It's easy!*



大象出版社 出版
河北教育出版社

义务教育课程标准实验教科书

初中英语

2

Learning English

Student Book 2

(初中起始版)

(供 7 年级第 2 学期使用)



[中 国] 河北教育出版社



[加 拿 大] DC 加拿大国际交流中心

合作编写

大象出版社

河北教育出版社

本书根据河北教育出版社与 DC 加拿大国际交流中心合编的《学英语》教材改编

原书编者:

特约编委	胡壮麟	章兼中			
主 编	Jim Parsons [美]	Tara Fenwick [加]	田贵森 [中]		
编 者	Jim Parsons	Tara Fenwick	Lynn Zwicky	Walter Guo	
	田贵森	李孝明	冀荣江	李 萍	



由加拿大 Duval House Publishing 负责编辑、校对、绘图、设计

编 辑	Lynn Zwicky	校 对	Shauna Babiuk		
绘 图	Chao Yu	设 计	Jean Poulin [法]	Tracy Menzies	

改编编者:

改编主编	田贵森				
改编副主编	冀荣江				
改编编者	张敬彩	朱勇弟	孙 燕	李梅玺	
策 划	王亚民	刘建新	邓子平		
责任编辑	刘贵廷	刘 彦	任晓霞	徐全生	
特约编辑	Lorin Yochim				
绘图设计	张尧杰				
责任印制	杨彦梅				



请到以下网址下载本教材配套的电脑家教版

英语听说训练专家

第 1 课免费使用

<http://www.100e.com/lejh002.asp>

义务教育课程标准实验教科书

初中英语

2

(初中起始版)

(供 7 年级第 2 学期使用)

(中 国) 河北教育出版社 合作编写

(加拿大) DC 加拿大国际交流中心

大象出版社(郑州市开元路 18 号)

河北教育出版社(石家庄市联盟路 705 号) 出版

信阳博达印务有限公司印刷

河南省新华书店发行

开本 787 × 1092 1/16 6.5 印张 137 千字

2004 年 12 月第 3 版 2010 年 12 月河南第 7 次印刷

ISBN 978 - 7 - 5434 - 4909 - 1

G · 3295(课) 定价: 6.28 元

著作权所有, 请勿擅用本书制作各类出版物, 违者必究
若发现印、装质量问题, 影响阅读, 请与承印厂联系调换。

印厂地址 信阳市羊山大道北段

邮政编码 464000

电话 (0376) 6375355


Contents

UNIT 1	A Trip to Beijing	(1)
UNIT 2	On the Train	(11)
UNIT 3	Having Fun in Beijing	(21)
UNIT 4	Did You Have a Nice Trip?	(31)
UNIT 5	Li Ming Goes to Canada!	(41)
UNIT 6	Winter in Canada	(51)
UNIT 7	Sports and Good Health	(61)
UNIT 8	Li Ming Goes Home!	(71)
	<i>IPA Symbols</i>	(81)
	<i>Vocabulary (I)</i>	(83)
	<i>Vocabulary (II)</i>	(90)
	<i>Structures and Expressions</i>	(97)

UNIT 1

Lessons 1 ~ 8

A Trip to Beijing



You Will Learn

Functions

- ▶ Talking About Distance
- ▶ Asking for Permission
- ▶ Showing Intentions

Grammar

- ▶ Numerals (II)

Structures

- ▶ May I ____? Yes, you may./No, you may not.
- ▶ How far is ____? It's ____ kilometre(s).
- ▶ Let's take a bus/go by train!
- ▶ I want to ____.

Lesson 1: May I Go to Beijing?



THINK ABOUT IT!

- What direction is Beijing from your hometown?
- Where do you want to go? Why?
- What does Li Ming want to do in Beijing?

Li Ming: Mom, may I go on a trip to Beijing?

Mom: To Beijing? I don't know, Li Ming.

Li Ming: But it's the capital city of our country!

Mom: You're too young to go, Li Ming. And you are too busy at school.

Li Ming: No, I'm not. You can go, too. Please, Mom?

Mom: But Beijing is far from our city.

Li Ming: Mom! It's only two hundred seventy-eight kilometres from Shijiazhuang to Beijing!

Mom: Okay, Li Ming! You are a good boy, and you work hard in school. You may go. I will go, too!

Great! And ... Mom?
May I go to
Tian'anmen Square?

Yes, Li Ming,
you may.



Li Ming: May I go shopping?

Mom: Yes, Li Ming, you may.

Li Ming: May I eat in restaurants?

Mom: Yes, you may.

Li Ming: May I go to a hotel?

Mom: Yes, you may. You ask too many questions, Li Ming.

Li Ming: Sorry, Mom. May I live in Beijing? Beijing is so great!

Mom: No, Li Ming, you may not!

LET'S DO IT!



With a partner, talk about something you want to do or a place you want to go. Use "May I ..." to ask politely.

Lesson 2: May I Invite Danny and Jenny?

LESSON 2



THINK ABOUT IT!

- Do you want to go to Beijing? Why or why not?
- Who do you want to take with you? Why?
- Who does Li Ming want to take to Beijing?

Li Ming: I want Danny and Jenny to come to China. I want them to come on our trip to Beijing. May I invite them, Mom?

Mom: I don't know, Li Ming. They live in Canada. Canada is far from China.

Li Ming: Please, Mom? Please talk to Mrs. Smith.

Mom: Okay, Li Ming.

(Mrs. Li calls Mrs. Smith on the telephone.)

Mrs. Smith: Hello?

Mrs. Li: Hello. May I speak with Mrs. Smith, please?

Mrs. Smith: Yes, this is Mrs. Smith. Who's that?

Mrs. Li: This is Mrs. Li. Li Ming wants to invite Danny and Jenny to China. We are going on a trip to Beijing. Can they come?

Oh, please, Mom?
Please! Please!



Mrs. Smith: Yes, Jenny can come. And I can talk to Danny's mother.

That's wonderful,
Mrs. Smith!



Mrs. Smith: When do you leave for Beijing?

Mrs. Li: We leave on February 1st in the morning.

Mrs. Smith: When do you arrive in Beijing?

Mrs. Li: In the afternoon on February 1st.

Mrs. Smith: Okay! Thanks for the invitation. Good-bye.

Mrs. Li: Bye.

Hooray!



LET'S DO IT!



Work in pairs. One phones the other to invite him or her on a trip. Who else will go on the trip? Write a dialogue. Practice your dialogue and then present it to your classmates.

Lesson 3: How Far Is Beijing?



THINK ABOUT IT!

- How far is it from your home to your school?
- How far is it from your city to Beijing?
- Why is Mrs. Dinosaur worried?

Mrs. Dinosaur: Hello?

Mrs. Smith: Hello. This is Mrs. Smith speaking. Is Mrs. Dinosaur in?

Mrs. Dinosaur: Yes, this is Mrs. Dinosaur. How are you, Mrs. Smith?

Mrs. Smith: I'm fine, thank you. Mrs. Li called me from China this morning. She and Li Ming want Danny and Jenny to come to China. They will go on a trip to Beijing.

Mrs. Dinosaur: But how far is it from China to Canada?

Mrs. Smith: Canada is far from China. I think it's about 8 500 kilometres.

Mrs. Dinosaur: Oh? Danny! Come here!

Danny: Yes, Mom?

Mrs. Dinosaur: Li Ming wants you to visit him in China. But it is too far.

Danny: No, it's not, Mom! It's only about 9 600 kilometres from Edmonton to Shijiazhuang.

Mrs. Dinosaur: 9 600 kilometres!

Mrs. Smith: *(She laughs.)* Don't worry, Mrs. Dinosaur. Jenny will be there, too.

Danny: Please, Mom. Please!

OK. Danny can go.

Hooray!



With a partner, practice saying hundred, thousand and kilometre.



100 one hundred

200 two hundred

278 two hundred and seventy-eight

1 000 one thousand

2 000 two thousand

2 457 two thousand four hundred and fifty-seven

LET'S DO IT!



Work with a partner. Bring a map or draw a map of your city. Practice asking the distance between two places. Use these sentences: Where is ____? How far is it from ____ to ____?

Lesson 4: How Can We Go to Beijing?



THINK ABOUT IT!

- How do you go to school?
- How do you like to travel?
- How does Li Ming like to travel?

Let's go to Beijing by plane, Mom!

No, Li Ming. I want to take a bus.



Li Ming: But a plane is fast! A bus is slow! I don't want to go by bus!

Mom: Yes, Li Ming. A bus is slow, but a

bus is about thirty-five yuan. That's cheap. A plane is about two hundred yuan. That's expensive.

Li Ming: Let's take a train! A train is slower than a plane but faster than a bus!

Mom: And it's about forty yuan, not two hundred yuan! Great!

Learning Tips

Opposites:

slow – fast

cheap – expensive

Let's sing a song!

A plane is fast.
A bus is slow.
Let's take a plane!
That is how I want to go!



A plane is fast,
But let's take a bus.
A bus is slow,
But it doesn't cost as much!



Please, not a bus!
Let's take a train!
It's faster than a bus,
And it's cheaper than a plane!



A train's just right!
Oh, hooray, Li Ming!
We can take a train
On our trip to Beijing!



Lesson 5: Planning a Trip



THINK ABOUT IT!

- Do you like to make plans for your life? Why or why not?
- Is there an interesting place in your town or city? What is it?
- What does Li Ming change in the plan?

Danny and Jenny arrive in Shijiazhuang on Friday, January 29th. They stay with Li Ming's family for two days.

Li Ming: I made a plan for our trip to Beijing. What do you think of it?

Danny: It's OK, but I want to go to the Great Wall. I don't know when.

Jenny: Yes. I want to go to the Great Wall, too.


Li Ming: How about Thursday? We don't need the whole day to write home.

Danny: I can write to my parents on

Thursday evening. I'll tell them about the interesting places in Beijing.

That's great!

Okay. I will change the plan for Thursday.



Plan of Our Trip

Sunday

Danny and Jenny shop in Shijiazhuang.

Monday

We leave Shijiazhuang and arrive in Beijing.

Tuesday

We go to Tian'anmen Square.

Wednesday

We go to the Palace Museum.

Thursday

We write home. We go to the Great Wall.

Friday

We go shopping.

Saturday

Jenny and Danny leave China and go back to Canada.

We have a week for our trip to Beijing. Here's what we want to do. What do you want to do in Beijing?



LET'S DO IT!



Work in a small group. Talk about where you want to go. What will you do there? Make a plan for your trip.

Lesson 6: Li Ming Packs His Suitcase



THINK ABOUT IT!

- Do you have a suitcase? Is it big or small? What colour is it?
- When you go on a trip, what things do you like to take?
- What doesn't Li Ming need?

Jenny: What are you doing, Li Ming?

Li Ming: I'm packing my suitcase with my clothes.

Jenny: May I help you?

Li Ming: Sure!

Jenny: Do you want this jacket?

Li Ming: No, thanks. I want that jacket, please. That jacket is new.

Jenny: How many pairs of socks do you have?

Li Ming: I have one pair of socks.

Jenny: One pair! You need more socks!

Do you want these socks?

No, I want those socks, please.



Jenny: How many shirts do you have?

Li Ming: One.

Jenny: You need more shirts, too! Do you want this shirt?

Li Ming: Yes, please! That's my favourite shirt!

Jenny: Don't forget your teddy bear.

Li Ming: That's not my teddy bear! I don't need a teddy bear!



Learning Tips

Practice saying the "th" /ð/ sound.

Where does your tongue go?

Let's chant!

This is near.
That is far.
This is my ear.
That is a star.

I have these.
You have those.
These are my knees.
Those are your toes.

This, that, these, those,
Near, far, now we know!



Lesson 7: At the Train Station



THINK ABOUT IT!

- Do you like to take the train? Why or why not?
- What can you see at the train station?
- How does Danny feel about the train trip?

It's Monday morning. Everyone goes to the train station to buy tickets.

Li Ming: How much for a ticket on the T58 from Shijiazhuang to Beijing, please?

Ticket Seller: Do you want soft or hard seats?

Li Ming: Hard seats, please.

Ticket Seller: Forty-two *yuan* each.

Li Ming: When does the train leave?

Ticket Seller: At 11:20.

Li Ming: When does the train arrive?

Ticket Seller: It arrives in Beijing at 2:00 in the afternoon.

Li Ming: I need four tickets, please.

Ticket Seller: Here are your tickets.



Jenny: What time is it now?

Li Ming: It's 11:00.


Jenny: I'm excited.

Li Ming: Me, too! I love going on trips!

Danny: I'm excited, too! Trains are so fun! Beijing is so great! I want to run! I want to jump! I want to sing! Come on, Jenny and Li Ming! Let's run, jump and sing!

Mrs. Li: Please don't run or jump, Danny!

Danny: OK, Mrs. Li. But I'm too excited!



LET'S DO IT!



Do you sometimes get excited? What makes you excited? Write a short passage about it, then read it to a partner.

Lesson 8: Unit Review

I. Building Your Vocabulary

A. Fill in the blank with the proper word. The first letter is given.

1. It's two k_____ from my home to my school.
2. Li Ming works very h_____ at school. He is a good student.
3. We a_____ in Shijiazhuang by train at six in the morning.
4. Li Ming makes a p_____ for the trip to Beijing.
5. Children feel e_____ when they are on the train.

B. Fill in each blank with a proper word or phrase from the list.

fast cheap trip clothes
go shopping leave for

1. — When do you _____ China?
— On February 1st.

2. The book is only 10 yuan. It is _____.
3. I need some new c_____ for Spring Festival.
4. A plane is _____. A bus is slow.
5. I want to have a _____ from Shijiazhuang to Beijing.
6. I want to buy a new dress. Let's _____.

C. Complete the following passage.

There are _____ days in a week.
_____ is the first day of the week.
_____ is the second day of the week.
_____ is the _____ day of the week.
_____ is the _____ day of the week.
_____ is the _____ day of the week.
_____ is the _____ day of the week.
_____ is the _____ day of the week.

II. Grammar in Use

A. Read these numbers aloud, then write them in English.

21 _____	100 _____	8 000 _____
22 _____	240 _____	10 000 _____
30 _____	586 _____	
47 _____	900 _____	

B. In pairs, ask questions, then answer them.

Example:

A: How much for one ticket?

B: It's one hundred yuan.



A: _____?
B: _____.



A: _____?
B: _____.



A: _____?
B: _____.



A: _____?
B: _____.

III. Speaking the Language

A. Match the sentences in Column A and Column B.

A

- 1. May I borrow your bike, please?
- 2. How far is your home?
- 3. How do you get home?
- 4. How much for a ticket to Beijing?
- 5. How many tickets do you want?

B

- a. I'll take three tickets, please.
- b. Sure!
- c. It's 2 kilometres.
- d. A ticket to Beijing is 25 yuan.
- e. I get home by bike.

B. Do a survey, then make a chart.

Names	Where do you like to travel? Why?	How far is it?	How do you like to travel? Why?

IV. Put It All Together

Rules of Pronunciation

Read these words, then put them into the table according to the sound of the red letters. Can you find any rules?

paint	table	east	big	is	and	egg	back	blue	dog
right	sing	Danny	sixty	me	Bob	meet	map	pencil	friend
many	supper	student	favourite						

/i:/		/p/	
/ɪ/		/b/	
/e/		/t/	
/æ/		/d/	



Do You Know?

Talking About Distance

How far is it from China to Canada?
It's about eight thousand five hundred kilometres.

Asking for Permission

May I go on a trip to Beijing?
Yes, you may./No, you may not.

Showing Intentions

I want to go to the Great Wall.
Let's take a train.

Numerals (II)

- 21 twenty-one 22 twenty-two
- 30 thirty 40 forty
- 50 fifty 90 ninety
- 100 one hundred
- 900 nine hundred
- 8 000 eight thousand
- 10 000 ten thousand

UNIT 2

Lessons 9 ~ 16

On the Train



You Will Learn

Functions

- ▶ Having Meals (II)

Grammar

- ▶ Plural Forms of Nouns
- ▶ Present Continuous Tense (II)

Structures

- ▶ What would you like? I would like ____.
- ▶ What are you doing? I am ____.
- ▶ look out of

Lesson 9: Getting on the Train




THINK ABOUT IT!

- Do you argue with your friends? Why?
- Do you have a friend who gets very excited? Who? Why?
- Why is Jenny angry with Danny?

Li Ming, Danny, Jenny and Mrs. Li are getting on the train. Danny is very excited.

(Danny runs onto the train and sits in the first seat he sees.)

Man: *(He speaks in Chinese.)* Excuse me, but you are in my seat.



Danny: Pardon me? Can you please speak English? Li Ming, what did that man say?

Li Ming: Danny! You have to move. This is Seat 1. You are in Seat 5.

Danny: Sorry!

Man: No problem.

Danny: But where are ours?

Mrs. Li: Here we are! You're in Seat 5. I'm in Seat 7. Jenny and Li Ming are in Seats 8 and 9.

Danny: Who is in Seat 6?

Mrs. Li: I don't know.

Danny: Where will we sit, Jenny?

Jenny: Look at your ticket, Danny.

Danny: Oh! Let's see ... seat ... 32 D ...

Jenny: Danny! That's your plane ticket to Canada!

Danny: Oh! Mrs. Li, can you help me?

Mrs. Li: Sure, Danny. Get on the train.

LET'S DO IT!



Draw a map of the inside of a train. Draw the seats and write their numbers. You should also draw the door, washroom, stairs and hot water room on the map. Describe your map to a partner. Where do you like to sit? Why?

Lesson 10: What Are They Looking at?



THINK ABOUT IT!

- Look out of the window of your classroom. What do you see?
- What can you see out of your bedroom window?
- What do Danny and Jenny see outside?

Danny, Jenny, Li Ming and Mrs. Li get on the train. There are many people on the train. It's crowded. They find their seats, and the train leaves the station. Danny is very excited. He looks here and there at the people on the train. Then he looks out of the window.

Danny: Look! There's a big brown cow!
Can you see it, Jenny?

Jenny: Yes, I can. It is eating grass.

Li Ming: I see a woman with a sheep.
Can you see them, Jenny?

Jenny: No. Point to them, please.

Danny: Look! There they are and there's
a small village! Can you see it, Jenny?


Jenny: Yes, I can. There are many houses in the village!

(Danny points to something far away.)

Danny: What's the
red thing over
there?

Jenny: I think it's a
flag at the top of a
school.

Danny: This is fun!



LET'S DO IT!



Work with two partners. Write and practice a dialogue. What else do you think Jenny, Danny and Li Ming see? Present your dialogue to your classmates.