


★ 为幼儿园小朋友准备的分阶段英语学习资料

用美国



幼儿园课本

AMERICAN  
SCHOOL  
TEXTBOOK

学英语

Listening &  
Speaking  
Key

[美] 普特莱克  
韩国逸创文化 著




step  
**1**

 中国纺织出版社

用美国

幼儿园课本




AMERICAN  
SCHOOL  
TEXTBOOK

学英语

Listening &  
Speaking  
Key

〔美〕 普特莱克  
韩国逸创文化 著



 中国纺织出版社

## 图书在版编目(CIP)数据

用美国幼儿园课本学英语. step 1 / (美) 普特莱克, 韩国逸创文化著. —北京: 中国纺织出版社, 2015. 9

ISBN 978-7-5180-1727-0

I. ①用… II. ①普… ②韩… III. ①英语课-学前教育-教学参考资料 IV. ①G613.2

中国版本图书馆CIP数据核字(2015)第140929号

原文书名: 미국교과서 읽는 리스닝 & 스피킹 Preschool 예비과정 1

原作者名: Michael A. Putlack, e-Creative Contents

Copyright © 2013 by Key Publications

All rights reserved.

Simplified Chinese copyright © 2015 by China Textile & Apparel Press

This Simplified Chinese edition was published by arrangement with Key Publications through Agency Liang

本书中文简体版经Key Publications授权, 由中国纺织出版社独家出版发行。本书内容未经出版者书面许可, 不得以任何方式或任何手段复制、转载或刊登。

著作权合同登记号: 图字: 01-2014-5047

---

策划编辑: 张向红

责任编辑: 张向红

责任设计: 林听瑶

责任印制: 储志伟

---

中国纺织出版社出版发行

地址: 北京市朝阳区百子湾东里A407号楼

邮政编码: 100124

销售电话: 010-67004422 传真: 010-87155801

<http://www.c-textilep.com>

E-mail: [faxing@c-textilep.com](mailto:faxing@c-textilep.com)

中国纺织出版社天猫旗舰店

官方微博<http://weibo.com/2119887771>

北京睿特印刷厂印刷 各地新华书店经销

2015年9月第1版第1次印刷

开本: 787×1092 1/16 印张: 7.25

字数: 200千字 定价: 29.80元

---

凡购本书, 如有缺页、倒页、脱页, 由本社图书营销中心调换

American School Textbook

## Listening & Speaking Key




### Preschool

## The Best Preparation for Building Basic Listening and Speaking Skills

The Listening & Speaking Key preschool series is designed to help children, especially preschoolers and kindergarteners, communicate in English.

This series helps children develop their listening and speaking skills in a fun and easy way.



### Features

- Learning high-frequency words that appear most often in print
- A step-by-step learning process involving the learning of words, sentences, and then questions and answers
- Building basic communication skills and listening comprehension skills
- Exciting topics for preschoolers and kindergarteners that focus on using sight words
- Various activities, including reading, listening, speaking, and writing exercises
- Full-color photographs and illustrations

# Syllabus



Unit	Let's Listen	Let's Listen More	Let's Speak
<b>Unit 1</b> <b>What Is It?</b>	<b>What is it?</b> <ul style="list-style-type: none"> <li>It's a lion.</li> </ul>	<b>Is it a snake?</b> <ul style="list-style-type: none"> <li>Yes, it is. It's a snake.</li> <li>No, it isn't. It's an elephant.</li> </ul>	<b>What is it?</b> <ul style="list-style-type: none"> <li>It's a tiger.</li> </ul>
<b>Unit 2</b> <b>Who Are You?</b>	<b>Who are you?</b> <ul style="list-style-type: none"> <li>Hi. I'm Jane. I'm a girl.</li> </ul>	<b>Do you have long hair?</b> <ul style="list-style-type: none"> <li>Yes, I do. I have long hair.</li> <li>No, I don't. I have short hair.</li> </ul>	<b>What's your name?</b> <ul style="list-style-type: none"> <li>My name is Mimi.</li> </ul>
<b>Unit 3</b> <b>Who's He?</b>	<b>Who's he?</b> <ul style="list-style-type: none"> <li>He's my father.</li> </ul> <b>Who's she?</b> <ul style="list-style-type: none"> <li>She's my mother.</li> </ul>	<b>What does he have?</b> <ul style="list-style-type: none"> <li>He has a dog.</li> </ul> <b>What does she have?</b> <ul style="list-style-type: none"> <li>She has a rabbit.</li> </ul>	<b>Who's he?</b> <ul style="list-style-type: none"> <li>He's my brother.</li> </ul> <b>What does he have?</b> <ul style="list-style-type: none"> <li>He has a dog.</li> </ul>
<b>Unit 4</b> <b>What Are You Doing?</b>	<b>What are you doing?</b> <ul style="list-style-type: none"> <li>I'm walking.</li> </ul>	<b>What is he doing?</b> <ul style="list-style-type: none"> <li>He's eating pizza.</li> </ul> <b>What is she doing?</b> <ul style="list-style-type: none"> <li>She's drinking milk.</li> </ul>	<b>What are you doing?</b> <ul style="list-style-type: none"> <li>I'm walking.</li> </ul>
<b>Unit 5</b> <b>What Are They Doing?</b>	<b>What are they?</b> <ul style="list-style-type: none"> <li>They are kangaroos.</li> </ul>	<b>What are they doing?</b> <ul style="list-style-type: none"> <li>They are jumping.</li> </ul>	<b>What are they doing?</b> <ul style="list-style-type: none"> <li>They are running.</li> </ul>
<b>Unit 6</b> <b>I Like to Run.</b>	<b>Can you run?</b> <ul style="list-style-type: none"> <li>Yes, I can. I can run fast.</li> <li>No, I can't. I can swim fast.</li> </ul>	<b>Do you like to sing?</b> <ul style="list-style-type: none"> <li>Yes, I do. I like to sing.</li> <li>No, I don't. I like to dance.</li> </ul>	<b>What can you do?</b> <ul style="list-style-type: none"> <li>I can run fast. I like to run.</li> </ul>
<b>Unit 7</b> <b>She Likes to Run.</b>	<b>What do you see?</b> <ul style="list-style-type: none"> <li>I see a girl. She runs fast.</li> </ul>	<b>Does he like to sing?</b> <ul style="list-style-type: none"> <li>Yes, he does. He likes to sing.</li> <li>No, he doesn't. He likes to dance.</li> </ul>	<b>What do you see?</b> <ul style="list-style-type: none"> <li>I see a girl. She likes to dance.</li> </ul>
<b>Unit 8</b> <b>Where Did You Go?</b>	<b>Where did you go yesterday?</b> <ul style="list-style-type: none"> <li>I went to school.</li> </ul>	<b>What did you do yesterday?</b> <ul style="list-style-type: none"> <li>I had a party.</li> </ul>	<b>What did you do yesterday?</b> <ul style="list-style-type: none"> <li>I went to school.</li> </ul>



Let's start!



# Table of Contents



Unit 1	What Is It?	• 1
Unit 2	Who Are You?	• 9
Unit 3	Who's He?	• 17
Unit 4	What Are You Doing?	• 25
Unit 5	What Are They Doing?	• 33
Unit 6	I Like to Run.	• 41
Unit 7	She Likes to Run.	• 49
Unit 8	Where Did You Go?	• 57

**Word List** • 65



**Components**

Workbook for Daily Review • Answers and Scripts





A

Let's Listen

Listen to the Words.



01

a. Listen and say the words.



lion



giraffe



monkey



zebra

b. Listen again and check the correct pictures.

1.

☐

2.

☐☐

3.

☐☐

4.

☐☐

# Listen to the Sentences.




02

a. Listen and say the sentences.



It's a lion.



It's a giraffe.




It's a monkey.



It's a zebra.

b. Listen again and number the correct pictures.



# Listen and Speak.

Practice the questions and answers.

03



What is it?

2 It's a giraffe.

3 It's a monkey.

4 It's a zebra.

1 It's a lion.



## B Let's Listen More

### Listen to the Words.




04

a. Listen and say the words.



tiger



elephant





hippo



snake

b. Listen again and check the correct pictures.



## Listen to the Sentences.



05

a. Listen and say the sentences.



It's a tiger.



It's an elephant.




It's a hippo.



It's a snake.

b. Listen again and number the correct pictures.



## Listen and Speak.

Practice the questions and answers.


06



Is it a snake?

1 Yes, it is.  
It's a snake.

2 No, it isn't.  
It's an elephant.



Is it a hippo?

3 Yes, it is.  
It's a hippo.

4 No, it isn't.  
It's a tiger.



a. Listen and circle.

1.

a



b



2.

a



b




3.

a



b



b. Listen and answer. Then check.

1.



Yes, it is.



No, it isn't.

2.



Yes, it is.



No, it isn't.

# D Let's Speak

Practice the questions and answers.

08

What is it?




It's a tiger.



## Your Turn Ask and answer.

What is it?





A

Let's Listen

Listen to the Words.



09

a. Listen and say the words.



girl



boy



cat



dog

b. Listen again and check the correct pictures.

1.



2.



3.



4.



# Listen to the Sentences.



10

a. Listen and say the sentences.



I'm a girl.



I'm a boy.



I'm a cat.



I'm a dog.

b. Listen again and number the correct pictures.



1

