

让你惊叹的新概念英语完美演练!

# 新概念英语 巧学精练 1

New concept  
English 新版

巧学知识

精练技能

紧扣考点

讲练融合

学术顾问 包凡一  
编 著 贺珮倩



首都师范大学出版社  
CAPITAL NORMAL UNIVERSITY PRESS



新概念英语学习辅导系列

# 新概念英语 *巧学精练* 1

让你惊叹的新概念英语完美演练!


New concept  
English 新版

学术顾问: 包凡一

编 著: 贺珮倩



首都师范大学出版社  
CAPITAL NORMAL UNIVERSITY PRESS



图书在版编目(CIP)数据

新概念英语巧学精练. 1 / 贺珮倩编著. —北京:  
首都师范大学出版社, 2014. 7

ISBN 978-7-5656-1979-3

I. ①新… II. ①贺… III. ①英语—自学参考资料  
IV. ①H31

中国版本图书馆 CIP 数据核字 (2014) 第 156464 号

XINGAINIAN YINGYU QIAOXUE JINGLIAN 1

新概念英语巧学精练 1

包凡一 学术顾问 贺珮倩 编著

责任编辑 李 冰 封面设计 红十月设计室

责任校对 李佳艺 责任印制 何景贤

首都师范大学出版社出版发行

地 址 北京西三环北路 105 号

邮 编 100048

电 话 68418523 (总编室) 68982468 (发行部)

网 址 www.cnupn.com.cn

北京九天志诚印刷有限公司

全国新华书店发行

版 次 2014 年 10 月第 1 版

印 次 2014 年 10 月第 1 次印刷

开 本 787mm × 1092mm 1/16

印 张 12

字 数 257 千

定 价 23.80 元

版权所有 违者必究

如有质量问题 请与出版社联系退换

# 序

# 言

《新概念英语》教材几十年风靡全国、历久弥新，深受广大英语学习者的青睐；与之相关的教辅书籍、练习材料更是层出不穷、比比皆是。今天又一本崭新力作和英语学习者见面了，此刻，我们不敢说这是一本最好的辅导书，但我们可以肯定地说这本书凝结了编者多年的英语学习感悟和英语教学经验，相信本书定会为你带来卓有成效的学习体验。

本书编者获北京外国语大学外国语言学专业博士学位，曾赴英国剑桥大学英语及应用语言学研究学中心访学，有多年的基础英语、等级考试英语以及出国考试英语的教学经验。凭借扎实的语言研究理论和丰富的英语教学经验，以及自身对英语语言学习的深刻理解，编者从“巧学知识，精练技能，紧扣考点，讲练结合”的基本编写思路出发，在本书编排上凸显了以下特性——

**讲练融合：**本书不仅结合每课课文设置了针对性练习，更增加了教学辅助内容，也就是每课练习前所设置的“点点睛”栏目。此栏目罗列并详解了每课的重点知识、句式、语词等，这是学完课文后所应必会的内容。“点点睛”可以为讲授者提供详尽而明确的教学参考，也能为学习者自测学习效果提供方便而准确的参照。

**重点突显：**本书的练习根据相应英语类考试（小升初，中考，PETS 一级，剑桥少儿英语考试 2 级、3 级，剑桥通用英语 PET 证书）的知识点要求突出了每课的知识重点，并据此将课文中的必会词句提炼出来设置成专项练习，使新概念教材内容与课堂教学及考试内容巧妙结合，相得益彰，做到重点知识“课课练”。

**情趣兼容：**本书所设置的练习充分考虑到了情景和趣味这两个对于语言学习有重要影响的因素。为了考查单词拼写和记忆，本书引入

了字谜 (crosswords) 的形式, 与常见的字母填空等枯燥的、割裂的形式相比, 无疑增加了单词学习的趣味性。而且本书所有选择题和填空题都是在句子或段落层面进行练习的, 加强了情景的作用。

**学以致用:** 本书练习的设计突出了“用”这一语言学习的核心目标。测试手段科学合理, 通过问答搭配、对话填空、描述图片等形式的练习, 注重对基础知识的强化和巩固, 侧重于在语境中考查学习者对英语各项技能的掌握度, 能够帮助学习者真正掌握所学的英语知识。

**图文并茂:** 考虑到目前《新概念英语》第一册的学习者多为青少年, 本书在设计练习的时候使用了大量有趣、美观的图片, 更显直观易懂、生动活泼。

本书旨在帮助学习者学得精, 学得细, 学得会。希望本书能伴随您开启英语学习的大门, 一路前行!

# 目

# 录

Lesson 1—2 / 1
Lesson 3—4 / 4
Lesson 5—6 / 6
Lesson 7—8 / 9
Lesson 9—10 / 11
Lesson 11—12 / 13
Lesson 13—14 / 16
Lesson 15—16 / 18
Lesson 17—18 / 20
Lesson 19—20 / 22
Lesson 21—22 / 24
Lesson 23—24 / 26
Lesson 25—26 / 28
Lesson 27—28 / 30
Lesson 29—30 / 32
Lesson 31—32 / 34
Lesson 33—34 / 37
Lesson 35—36 / 40
Lesson 37—38 / 43
Lesson 39—40 / 46
Lesson 41—42 / 48
Lesson 43—44 / 50
Lesson 45—46 / 52
Lesson 47—48 / 55
Lesson 49—50 / 57
Lesson 51—52 / 60

Lesson 53—54 / 62
Lesson 55—56 / 65
Lesson 57—58 / 67
Lesson 59—60 / 69
Lesson 61—62 / 72
Lesson 63—64 / 75
Lesson 65—66 / 77
Lesson 67—68 / 79
Lesson 69—70 / 81
Lesson 71—72 / 83
Lesson 73—74 / 85
Lesson 75—76 / 87
Lesson 77—78 / 90
Lesson 79—80 / 92
Lesson 81—82 / 95
Lesson 83—84 / 97
Lesson 85—86 / 99
Lesson 87—88 / 101
Lesson 89—90 / 103
Lesson 91—92 / 105
Lesson 93—94 / 107
Lesson 95—96 / 110
Lesson 97—98 / 112
Lesson 99—100 / 114
Lesson 101—102 / 116
Lesson 103—104 / 118

Lesson 105—106 / 120

Lesson 107—108 / 122

Lesson 109—110 / 124

Lesson 111—112 / 126

Lesson 113—114 / 128

Lesson 115—116 / 130

Lesson 117—118 / 132

Lesson 119—120 / 134

Lesson 121—122 / 136

Lesson 123—124 / 138

Lesson 125—126 / 140

Lesson 127—128 / 142

Lesson 129—130 / 144

Lesson 131—132 / 146

Lesson 133—134 / 148

Lesson 135—136 / 150

Lesson 137—138 / 152

Lesson 139—140 / 154

Lesson 141—142 / 156

Lesson 143—144 / 158

参考答案 / 160



1 Excuse me! 对不起!

2 *Is this your ...?* 这是你的……吗?



这个短语常用于与陌生人搭话、打断别人的对话或引起别人注意。常用场景还有:

- 请别人让路；
- 打喷嚏或咳嗽前后。

用升调说 Yes? 是对 Excuse me! 的回应。也可以用于别人叫自己时的回应。例如:

A: Bob! B: Yes?

全句为 I beg your pardon?意思是“请再说一遍”。

Is this ...? 是一般疑问句。例如: Is this your book?

肯定回答: Yes, it is.

否定回答: No, it isn't.

答语中不能用 **this**。其中 **isn't** 是 **is not** 的缩写形式, **not** 表示否定含义。

~~~~~

一、猜字谜。请按照表格中的字母提示写出英文单词，并在相应的横线上写出该单词的中文意思。



[illegible]

1. \_\_\_\_\_ (橫向)  
 \_\_\_\_\_ (縱向)
2. \_\_\_\_\_



3. \_\_\_\_\_
4. \_\_\_\_\_
5. \_\_\_\_\_
6. \_\_\_\_\_
7. \_\_\_\_\_
8. \_\_\_\_\_
9. \_\_\_\_\_

二、请在下面括号中填上相应的单词。

|                                                                                   |                                                                                   |                                                                                   |                                                                                    |
|-----------------------------------------------------------------------------------|-----------------------------------------------------------------------------------|-----------------------------------------------------------------------------------|------------------------------------------------------------------------------------|
|  |  |  |  |
| schoolbag                                                                         | briefcase                                                                         | purse                                                                             | handbag                                                                            |

- ( ) 1. Every student uses it every day. You can put your books in it.
- ( ) 2. Women like to use it very much. Women put their personal things in it.
- ( ) 3. Men put their money in it.
- ( ) 4. Businessmen and some officemen like to use it. They usually put some files in it.

三、选择正确答案。

1. \_\_\_\_\_, what time is it?  
A. Pardon      B. Excuse me      C. Thank you      D. Please
2. My coat, \_\_\_\_\_.  
A. sorry      B. pardon      C. please      D. excuse me
3. A: "Is this your handbag?"  
B: "Yes, it is. \_\_\_\_\_."  
A. Pardon      B. Excuse      C. Thank you      D. Sorry
4. \_\_\_\_\_, is this your coat?  
A. Sorry      B. Excuse me      C. Pardon      D. Please
5. A: "Is this your dress?"  
B: "\_\_\_\_\_?"  
A: "Is this your dress?"  
A. Beg      B. I beg      C. Pardon      D. I pardon
6. A: "Is this your handbag?"  
B: "\_\_\_\_\_."

- A. No, it is      B. Yes, it isn't      C. Yes, it is      D. No, this is
7. A: "Is this your book?"  
B: "\_\_\_\_\_. Thank you very much."  
A. Yes, it is      B. No, it isn't      C. No, it is      D. Yes, it isn't
8. A: "Here is your handbag."  
B: "\_\_\_\_\_."  
A. Thank      B. Thanks you      C. Thank you very      D. Thank you very much
9. \_\_\_\_\_, I am late.  
A. Excuse me      B. Sorry      C. Please      D. Pardon
10. A: "Thank you very much."  
B: "\_\_\_\_\_."  
A. Please      B. Yes      C. Thank you      D. You are welcome

#### 四、仿照例句，用所给的单词写句子。

例: handbag Is this your handbag?

1. book \_\_\_\_\_?
2. car \_\_\_\_\_?
3. coat \_\_\_\_\_?
4. dress \_\_\_\_\_?
5. skirt \_\_\_\_\_?

#### 五、根据句子内容，填入短语 Excuse me 或 I'm sorry。

1. \_\_\_\_\_. I broke your glass.  
我把你的杯子摔坏了。
2. \_\_\_\_\_. I want to go to the toilet.  
我要去趟洗手间。
3. \_\_\_\_\_. Are you Mr. Wang?  
请问你是王先生吗?
4. \_\_\_\_\_. I am late.  
我迟到了。

#### 六、汉译英。

1. 这不是我的外衣。 \_\_\_\_\_.
2. 多谢。 \_\_\_\_\_.
3. 劳驾! \_\_\_\_\_!
4. 这是你的小汽车吗? \_\_\_\_\_?

# Lesson

3 Sorry, sir. 对不起, 先生。

4 Is this your ...? 这是你的……吗?

## 点点睛

1. My coat and my umbrella please.

当想让某人把某物递给你或出示某物时常常使用 please。

例如: Tickets, please!

A cup of coffee, please!

2. Here is my ticket.

Here is ..., 此句为倒装句, 副词 here/there 置于句首时, 主谓要倒装。正常语序为 My ticket is here.

3. Sir

对男士的礼貌称呼, 对女士的礼貌称呼是 madam 或 lady。

## 课课练

一、看图写单词。

|                                                                                     |                                                                                     |                                                                                     |                                                                                     |                                                                                      |                                                                                       |
|-------------------------------------------------------------------------------------|-------------------------------------------------------------------------------------|-------------------------------------------------------------------------------------|-------------------------------------------------------------------------------------|--------------------------------------------------------------------------------------|---------------------------------------------------------------------------------------|
|  |  |  |  |  |  |
| 1. _____                                                                            | 2. _____                                                                            | 3. _____                                                                            | 4. _____                                                                            | 5. _____                                                                             | 6. _____                                                                              |

二、把下面这些表示家庭成员的单词填入对应的图画下的横线上。

father

mother

grandfather

grandmother

son

daughter

|                                                                                     |                                                                                     |                                                                                     |                                                                                     |                                                                                     |                                                                                      |
|-------------------------------------------------------------------------------------|-------------------------------------------------------------------------------------|-------------------------------------------------------------------------------------|-------------------------------------------------------------------------------------|-------------------------------------------------------------------------------------|--------------------------------------------------------------------------------------|
|  |  |  |  |  |  |
| 1. _____                                                                            | 2. _____                                                                            | 3. _____                                                                            | 4. _____                                                                            | 5. _____                                                                            | 6. _____                                                                             |

## 三、选择正确答案。

- My coat and \_\_\_\_\_ umbrella please.  
A. my                      B. your                      C. you                      D. I
- A: "Excuse me, is this your book?"  
B: "\_\_\_\_\_."  
A. Yes, it isn't    B. No, it is                      C. Yes, this is                      D. No, it isn't
- Lily \_\_\_\_\_ a student, and \_\_\_\_\_ mother is a teacher.  
A. is/her                      B. is/she                      C. are/her                      D. are/she
- A: "\_\_\_\_\_?"  
B: "I am a student."  
A. What are you doing                      B. What do you do  
C. How are you                      D. How do you do
- A: "Is he your son?"  
B: "Yes, \_\_\_\_\_."  
A. it is                      B. it isn't                      C. he is                      D. this is
- A: "\_\_\_\_\_."  
B: "Thank you."  
A. Here is my ticket                      B. My ticket is here  
C. My ticket here is                      D. Ticket here
- Mum. I'm *thirsty* (口渴). Would you please give me some \_\_\_\_\_?  
A. pencils                      B. cakes                      C. water                      D. books
- What is \_\_\_\_\_ favorite color?  
A. his                      B. him                      C. he                      D. the

## 四、填写出相应的代词。

- This is \_\_\_\_\_ (我的) toy. I like it very much.
- This bike is \_\_\_\_\_ (她的), not \_\_\_\_\_ (他的).
- \_\_\_\_\_ (我的) coat is new and \_\_\_\_\_ (你的) is old.
- Are \_\_\_\_\_ (他们的) pants long or short?
- A: Whose jacket is that?  
B: It is \_\_\_\_\_ (我的).

## 五、汉译英。

- 给您钢笔和手表。\_\_\_\_\_.
- 对不起, 先生, 这不是我的衬衫。\_\_\_\_\_.
- 请问这是你的雨伞吗? \_\_\_\_\_?
- 这不是我的书, 谢谢! \_\_\_\_\_!
- 比尔是他的老师。\_\_\_\_\_.

# Lesson

5 Nice to meet you. 很高兴见到你。

6 What make is it? 它是什么牌子的?

## 点点睛

### 1. This is ...

这个句型不仅可以介绍物，还可以介绍人。例如：This is my friend, Mike.

### 2. Nice to meet you!





用于初次与他人见面的问候语。答语是 Nice to meet you, too. 在正式的场合初次见面时还常用 How do you do? 相应的回答也是 How do you do? 这是一句问候语，并非问话。





### 3. Is it ...or...?

选择性疑问句。例如：Is Xiaohui a Chinese student or an Italian student? 回答切记不能是 yes 或 no，要直接说出正确的答案。是中国学生就说 She is a Chinese student. 是意大利学生就说 She is an Italian student.

## 课课练

一、根据图片写出相应的单词。单词首字母已给出。

|                                                                                     |                                                                                     |                                                                                     |                                                                                      |
|-------------------------------------------------------------------------------------|-------------------------------------------------------------------------------------|-------------------------------------------------------------------------------------|--------------------------------------------------------------------------------------|
|  |  |  |  |
| 1. C _____                                                                          | 2. F _____                                                                          | 3. G _____                                                                          | 4. A _____                                                                           |

|                                                                                     |                                                                                     |                                                                                     |                                                                                      |
|-------------------------------------------------------------------------------------|-------------------------------------------------------------------------------------|-------------------------------------------------------------------------------------|--------------------------------------------------------------------------------------|
|  |  |  |  |
| 5. K _____                                                                          | 6. I _____                                                                          | 7. S _____                                                                          | 8. J _____                                                                           |

二、选择正确答案。

1. Shanghai is a \_\_\_\_\_ city.

A. Chinese

B. French

C. German

D. American

2. Hans is \_\_\_\_\_ American boy.  
A. a                      B. an                      C. the                      D. /
3. You are reading English; I am reading English, \_\_\_\_\_.  
A. also                      B. too                      C. either                      D. to
4. A: "Hello, What's her name?"  
B: "\_\_\_\_\_."  
A. My name is Kate                      B. Her name is Gina  
C. His name is Tom                      D. She name is Sonia
5. This is \_\_\_\_\_; He is Chinese.  
A. Miss Zhang    B. Zhang Miss    C. Mr. Zhang    D. Zhang Mr.
6. A: "Is the boy Chinese or Japanese?"  
B: "\_\_\_\_\_."  
A. Yes, he is    B. No, he isn't    C. He's Chinese    D. Yes, he does
7. A: "\_\_\_\_\_?"  
B: "Yes, please. I want a bag, a black bag."  
A. Hello                      B. Good morning    C. Can I help you    D. Hi
8. A: "Good morning."  
B: "\_\_\_\_\_."  
A. Thank you    B. The same to you    C. Me too                      D. Good morning

三、改错。每个句子只有一个错误，将正确的句子写在横线上。

1. Is this you dress?

\_\_\_\_\_

2. Here your umbrella and your coat.

\_\_\_\_\_

3. Thank very much.

\_\_\_\_\_

4. Nice meet you.

\_\_\_\_\_

5. This not is my skirt.

\_\_\_\_\_

6. Morning good, Mr. Blake!

\_\_\_\_\_

7. He is not you teacher.

\_\_\_\_\_

#### 四、答句配对。

- |                            |                           |
|----------------------------|---------------------------|
| ( ) 1. Good morning.       | A. Thank you.             |
| ( ) 2. Excuse me.          | B. Glad to see you, too.  |
| ( ) 3. Nice to meet you.   | C. Yes?                   |
| ( ) 4. Glad to see you.    | D. Good morning.          |
| ( ) 5. Here is your dress. | E. Nice to meet you, too. |

#### 五、请根据图画的提示填空。

1. A: Is this ruler short or \_\_\_\_\_?

B: It's \_\_\_\_\_.



2. A: Is this your house or your \_\_\_\_\_?

B: It's my \_\_\_\_\_.



3. A: Can she skate \_\_\_\_\_ or bad?

B: She can skate \_\_\_\_\_.



4. A: Do you go to school by bus or by \_\_\_\_\_?

B: I go to school by \_\_\_\_\_.



5. A: Would you like apples or \_\_\_\_\_?

B: I'd like \_\_\_\_\_.





# Lesson

7 Are you a teacher? 你是教师吗?

8 What's your job? 你是做什么工作的?

## 点点睛

1. Are you French, too?

Too 用在句子末尾, 是“也”的意思。Me too 是一个常用口语句型, 表示对前句所提到的内容有同感。例如: A: I'm tired. B: Me too.

2. What nationality are you?





用来询问国籍。同义表达还有 Where are you from? 或 Where do you come from?

3. What's your job?

对职业提问, 其他表达法还有 What do you do?

## 课课练

一、猜猜他们的职业, 并写出相应的单词。

|                                                                                   |                                                                                    |                                                                                    |                                                                                    |                                                                                    |                                                                                      |
|-----------------------------------------------------------------------------------|------------------------------------------------------------------------------------|------------------------------------------------------------------------------------|------------------------------------------------------------------------------------|------------------------------------------------------------------------------------|--------------------------------------------------------------------------------------|
|  |  |  |  |  |  |
| 1. _____                                                                          | 2. _____                                                                           | 3. _____                                                                           | 4. _____                                                                           | 5. _____                                                                           | 6. _____                                                                             |

二、连词成句。

1. job, what, your, is

\_\_\_\_\_?

2. are, what, nationality, you

\_\_\_\_\_?

3. an, man, engineer, that, is

\_\_\_\_\_.

4. too, we, are, Japanese

\_\_\_\_\_.

5. a, operator, keyboard, Jim, is

\_\_\_\_\_.

### 三、选择正确答案。

- Sam is a mechanic; \_\_\_\_\_ likes \_\_\_\_\_ job.  
A. His; his      B. He; him      C. He; his      D. His; him
- A: "What's her \_\_\_\_\_?"  
B: "She is \_\_\_\_\_ housewife."  
A. name; a      B. name; an      C. job; a      D. job; an
- My sister is \_\_\_\_\_ student, and my brother is \_\_\_\_\_ engineer.  
A. a; a      B. a; an      C. an; the      D. a; the
- A: "What nationality \_\_\_\_\_ you?"  
B: "I \_\_\_\_\_ Chinese."  
A. are; is      B. are; am      C. is; are      D. is; am
- Tom, what's your new \_\_\_\_\_?  
A. job      B. a job      C. work      D. a work
- A: "Where \_\_\_\_\_ you from?"  
B: "I \_\_\_\_\_ Korean."  
A. are; is      B. are; am      C. is; are      D. is; am

### 四、填写适当的 be 动词。

- I \_\_\_\_\_ Kitty.
- She \_\_\_\_\_ a student.
- Jane and Tom \_\_\_\_\_ my friends.
- My sisters \_\_\_\_\_ tall.
- \_\_\_\_\_ there a table in the room?
- I \_\_\_\_\_ at school now.
- We \_\_\_\_\_ students.
- They \_\_\_\_\_ in the zoo.
- Yang Ling \_\_\_\_\_ ten years old.
- There \_\_\_\_\_ an apple on the plate.

### 五、把相应的答案写在括号中。

- |                                            |                                           |
|--------------------------------------------|-------------------------------------------|
| (     ) 1. Who is this young man?          | a. They are over there—behind the kettle. |
| (     ) 2. Where are my magazines?         | b. They're playing in the garden.         |
| (     ) 3. What are the children doing?    | c. He is our office assistant.            |
| (     ) 4. What are you going to do?       | d. I'm going to see Dan.                  |
| (     ) 5. What's your job?                | e. They're red.                           |
| (     ) 6. What colour are your new shoes? | f. I'm a nurse.                           |
| (     ) 7. What are their jobs?            | g. We're Chinese.                         |
| (     ) 8. What nationality are you?       | h. They're policemen.                     |