

中学英语 阅读与理解

· 初 一 ·

北京市教育局教学研究部外语教研室 编

学 术 期 刊 出 版 社

中学英语阅读与理解

初一

北京市教育局教学研究部

外语教研室 编

学术期刊出版社

1989年

中学英语阅读与理解

初一

北京市教育局教学研究部

外语教研室 编

学术期刊出版社出版

(北京海淀区学院南路 86 号)

学术期刊出版社照排中心排版

北京密云胶印厂印刷

1989 年 1 月第 1 版 开本: 787×1092 毫米 1/32

1989 年 1 月第 1 次印刷 印张: 1.625

印数: 1-60 000 册 字数: 57 千字

ISBN 7-80045-251-4/G·58

定价: 1.20 元

说 明

《全日制中学英语教学大纲》明确指出：“中学英语教学的目的，是对学生进行听、说、读、写的基本训练，培养学生在口头上和书面上初步运用英语的能力，侧重培养阅读能力，为进一步学习和运用英语切实打好基础。”“要提高学生阅读英语的能力，单纯通过教科书中的课文教学是远远不够的，还要按年级和学生的具体情况，有计划地指导学生在课外阅读一定数量的读物。”为了贯彻和实施英语教学大纲的要求，促进我市英语教学质量的提高，根据我市目前学生的实际情况，北京市教育局教研部外语教研室组织编写了这套《中学英语阅读与理解》。

《中学英语阅读与理解》是配合中学各年级英语教学而编写的学生英语读物，密切结合各年级的英语教材内容和教学要求，其中侧重对阅读理解能力的要求。课文的深浅程度和各年级英语课本大致同步，生词量一般不超过3%。为了锻炼和提高学生的自学能力和理解能力，根据各年级的学习基础，对课文中出现的少量派生词，复合词和兼类词，课文中未予注释，而只对学生确感困难的个别生词作了汉语注释。根据“开发智力，提高能力”的原则，每篇阅读课文后边都精心设计了不同类型的检查练习题，每册书后都附有答案。练习题除了检查学生对课文字面意义的正确理解以外，还检查学生根据已知信息的逻辑思维和推理判断能力、总结概括能力。

本书编写力求照顾不同年级学生的年龄特点。初一年级

侧重锻炼学生的形象思维能力,各课都配有大量插图;初二年级除阅读课文之外,每课后又分别配以小诗歌、绕口令、谜语、笑话、幽默故事和简单常用的谚语等;初三年级则侧重培养整体接受信息的能力。课文的选材注意到思想教育性,同时力求语言地道,文章题材多样,内容丰富,兼顾知识性和趣味性。

本书作为教科书的同步阅读材料,可以在教师的指导下,根据学生的实际情况,提出不同的要求,加以灵活使用。一般每星期阅读1~3篇课文,并不太多地增加学生的负担。既可以在课堂上布置阅读,同时提出时限要求,读后检查练习,也可以布置学生课后自读,自行对照答案,检查练习。希望有计划地使用本书,力求学生巩固各项基础知识,培养技能,提高能力。

受北京市教育局教研部委托,《初中英语阅读与理解》由李占瑞、李达荣、冯建芬、王晓勤四位同志编写。市教育局教研部外语教研室的同志参加了组织编写工作。

市、区部分负责外语教研的同志参加了审稿会议,提出了不少宝贵意见,在此一并表示感谢。

由于编者水平有限,加之时间仓促,本书难免存在错误或缺点,敬希广大师生批评指正。

编者

1988年10月

目 录

1. Lesson One	1
2. Lesson Two	2
3. Lesson Three	4
4. Lesson Four	5
5. Lesson Five	6
6. Lesson Six	6
7. Lesson Seven	7
8. Lesson Eight	8
9. Lesson Nine	9
10. Lesson Ten	9
11. Lesson Eleven	10
12. Lesson Twelve	12
13. Lesson Thirteen	14
14. Lesson Fourteen	15
15. Lesson Fifteen	16
16. Lesson Sixteen	17
17. Lesson Seventeen	18
18. Lesson Eighteen	20
19. Lesson Nineteen	23
20. Lesson Twenty	24
21. Lesson Twenty-one	25
22. Lesson Twenty-two	26

23. Lesson Twenty-three	26
24. Lesson Twenty-four	28
25. Lesson Twenty-five	29
26. Lesson Twenty-six	31
27. Lesson Twenty-seven	32
28. Lesson Twenty-eight	33
29. Lesson Twenty-nine	36
30. Lesson Thirty	37
31. Key to Exercises	39

Lesson One

根据图填单词:

3 →



4 →



7 →

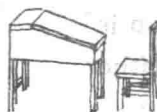


6 →



6

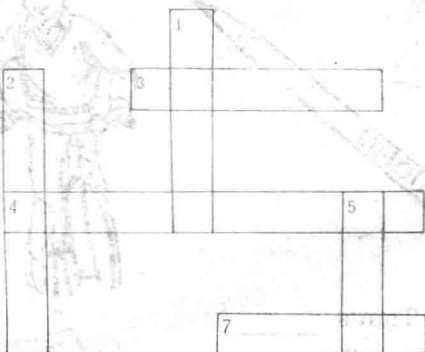
1 ↓



2 ↓



5 ↓




背诵下列绕口令:

A map is not a cap.

Lesson Two

看图完成下列句子:



1. That's _____
pencil.



2. Those are _____
bicycles.



3. That man is _____
father.



4. Those are _____
pencils.



5. That's _____ car.



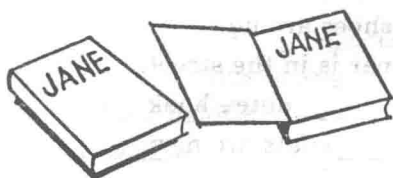
6. That woman is _____
mother.



7. That man is
_____ father.



8. That woman is
_____ mother.



9. Those are
_____ books.



10. Those girls are
_____ sisters.



11. That's _____
book.



12. Those girls are
_____ sisters.

Lesson Three

Exercise

用所给的词填空：

Example: girl The girl's dress is new.

Jane 1. It's _____ hat.

boy 2. It is the _____ house.

boys 3. The _____ house is new.

teacher 4. The _____ hat is on the table.

students 5. The _____ note - books are on
their desks.

John 6. _____ shoes are new.

Mr Vance 7. _____ car is in the street.

Fred 8. This is _____ note - book.

girls 9. The _____ coats are new.

girl 10. The _____ homework is good.

man 11. The _____ hat is new.

men 12. The _____ desks were old.

woman 13. The _____ books are on the table.

women 14. The _____ chairs are in the room.

doctor 15. The _____ brother is my student.

Ann 16. _____ father is a doctor.

Mary 17. _____ pen is on the desk.

children 18. The _____ shirts are new.

Harry 19. _____ bicycle is broken.

teachers 20. The _____ books are in the office.

Lesson Four

阅读, 然后用物主代词填空:

1. The pen belongs to Mr Grant. It's _____ pen.
2. The book belongs to Mary. It's _____ book.
3. The shirt belongs to Tom. It's _____ shirt.
4. The bikes belongs to the boys. They are _____ bikes.
5. The house belongs to us. It is _____ house.
6. The coat belongs to Peter. It is _____ coat.
7. Those shoes belong to the children. They are _____ shoes.
8. The hat belongs to you. It's _____ hat.
9. The hats belong to you. They are _____ hats.
10. The book belongs to me. It's _____ book.
11. The pens belong to Mrs Williams. They're _____ pens.
12. This pen belongs to Mrs Williams. It is _____ pen.
13. The bottle of ink belongs to the students. It is _____ bottle of ink.
14. The bottle of ink belongs to the teacher. It is _____ bottle of ink.
15. The chairs belong to the girls. They are _____ chairs.
16. The chairs belong to Miss Smith. They are _____ chairs.

Lesson Five

A FAMILY

Mrs Brown is the wife of Mr Brown. Mr Brown is the husband of Mrs Brown. Mrs Brown is the mother of Mary Brown. Mary Brown is the daughter of Mrs Brown. Mary Brown is the sister of Richard Brown. Richard Brown is the brother of Mary Brown. Mary Brown and Richard Brown are the children of Mr and Mrs Brown.

Exercise

回答下列问题:

1. Who is the mother of Mary Brown?
2. Who is the daughter of Mrs Brown?
3. Who is the brother of Mary Brown?
4. Who is the husband of Mrs Brown?
5. Who is the wife of Mr Brown?
6. Who are the children of Mr and Mrs Brown?

Lesson Six

POEM

One, two, three, four,
Come in please and shut the door.
Five, six, seven, eight,

It's time for school, you are very late.
Nine, ten, nine, ten,
Don't be late for school again.

Exercise

背诵上述小诗

Lesson Seven

看图并用适当的介词填空：



Picture I.

The box is _____ the table. The plane is _____ the box. The boy is _____ the table. The table is _____ the boy. The dog and the cat are _____ the table. The dog is _____ the cat.

Picture II.

The plane is _____ the boy's hands. The cat is _____ the table. The dog is _____ the table.

Picture III.

The plane is _____ the sky. The boy is
 _____ the fence. The cat is _____ the fence, too.
 The dog is _____ the fence.

绕口令:

All small balls are behind the walls.

Lesson Eight

TWO RIDDLES

A. It is not in a house,

It is not outside a house,

It is part of a house,

What is it?

B. There is a duck in front of two ducks,

There is a duck between two ducks,

There is a duck behind two ducks,

How many ducks are there?

New Words:

outside *prep.* 在……外边 part *n.* 部分

duck *n.* 鸭子

between *prep.* 在……中间

绕口令:

There are three sheep in the green jeep.

Lesson Nine

There is a boy in the picture. He is playing football. There is a plane in the picture. It is in the sky. There are two men. They are looking at the plane. There is a house near the river. A dog is sitting in front of the house. There are some flowers behind the house. A girl is reading a book under an apple tree. You can see apples on the tree.

Exercise

根据文章所说的意思画一幅简图:

绕口令:

An old goat is under an old coat.

Lesson Ten


A CLASSROOM

This is a classroom in a school. There is a teacher in the room, and there are some other people. They are students. There is a table in the room; the teacher is near the table. The door is behind the teacher. There are two windows in the room. The window on the left is open, but the window on the right is closed. There is a clock on the wall, near the door. The door is closed. There are some pencils and some flowers on the table.

New Words:

left *n.* 左边 right *n.* 右边

behind *prep.* 在后面



Lesson Eleven

看图并用下列单词填空:

at, by, up, down, in, out, on, under.

1. Grandfather is _____ the door.
2. The cat is _____ the rug(地毯).
3. A man is _____ the van(运货车, 囚车).
4. A jar(罐子) is _____ the kettle.
5. The boys go _____.