


★ 为幼儿园小朋友准备的分阶段英语学习资料

用美国



幼儿园课本



AMERICAN
SCHOOL
TEXTBOOK

学英语

Listening &
Speaking
Key

[美] 普特莱克
韩国逸创文化 著



step
2

 中国纺织出版社

用美国

幼儿园课本



AMERICAN
SCHOOL
TEXTBOOK

学英语

Listening &
Speaking
Key

[美] 普特莱克
韩国逸创文化 著



 中国纺织出版社

图书在版编目(CIP)数据

用美国幼儿园课本学英语. step 2 / (美) 普特莱克, 韩国逸创文化著. —北京: 中国纺织出版社, 2015. 9

ISBN 978-7-5180-1728-7

I. ①用… II. ①普… ②韩… III. ①英语课-学前教育-教学参考资料 IV. ①G613.2

中国版本图书馆CIP数据核字(2015)第140926号

原文书名: 미국교과서 읽는 리스닝 & 스피킹 Preschool 예비과정 2

原作者名: Michael A. Putlack, e-Creative Contents

Copyright © 2013 by Key Publications

All rights reserved.

Simplified Chinese copyright © 2015 by China Textile & Apparel Press

This Simplified Chinese edition was published by arrangement with Key Publications through Agency Liang

本书中文简体版经Key Publications授权, 由中国纺织出版社独家出版发行。本书内容未经出版者书面许可, 不得以任何方式或任何手段复制、转载或刊登。

著作权合同登记号: 图字: 01-2014-5498

策划编辑: 张向红

责任编辑: 张向红

责任设计: 林昕瑶

责任印制: 储志伟

中国纺织出版社出版发行

地址: 北京市朝阳区百子湾东里A407号楼

邮政编码: 100124

销售电话: 010-67004422 传真: 010-87155801

http: //www. c-textilep. com

E-mail: faxing@c-textilep.com

中国纺织出版社天猫旗舰店

官方微博http: //weibo. com/2119887771

北京睿特印刷厂印刷 各地新华书店经销

2015年9月第1版第1次印刷

开本: 787×1092 1/16 印张: 7.25

字数: 200千字 定价: 29.80元

凡购本书, 如有缺页、倒页、脱页, 由本社图书营销中心调换

American School Textbook

Listening & Speaking Key




Preschool

The Best Preparation for Building Basic Listening and Speaking Skills

The Listening & Speaking Key preschool series is designed to help children, especially preschoolers and kindergarteners, communicate in English.

This series helps children develop their listening and speaking skills in a fun and easy way.



Features

- Learning high-frequency words that appear most often in print
- A step-by-step learning process involving the learning of words, sentences, and then questions and answers
- Building basic communication skills and listening comprehension skills
- Exciting topics for preschoolers and kindergarteners that focus on using sight words
- Various activities, including reading, listening, speaking, and writing exercises
- Full-color photographs and illustrations

Syllabus



Unit	Let's Listen	Let's Listen More	Let's Speak
Unit 1 Are You Tall?	Are you tall? <ul style="list-style-type: none"> • Yes, I am. I'm very tall. • No, I'm not. I'm short. 	Is it big? <ul style="list-style-type: none"> • Yes, it is. It's very big. • No, it isn't. It's small. 	Is it tall? <ul style="list-style-type: none"> • Yes, it is. It's very tall.
Unit 2 Is He Fat?	Is he fat? <ul style="list-style-type: none"> • Yes, he is. He's fat. • No, he isn't. He's thin. 	Who's this? <ul style="list-style-type: none"> • It's my father. He's handsome. Who's this? <ul style="list-style-type: none"> • It's my mother. She's beautiful. 	Who's this? <ul style="list-style-type: none"> • It's my sister. She's pretty.
Unit 3 Are They Happy?	Are you sleepy? <ul style="list-style-type: none"> • Yes, I'm sleepy. • No, I'm not sleepy. Are we happy? <ul style="list-style-type: none"> • Yes, we're happy. • No, we're not happy. 	Is he hungry? <ul style="list-style-type: none"> • Yes, he's hungry. • No, he's not hungry. Are they cold? <ul style="list-style-type: none"> • Yes, they're cold. • No, they're not cold. 	Are you happy? <ul style="list-style-type: none"> • No, I'm not happy. I'm sad.
Unit 4 How's the Weather?	How's the weather? <ul style="list-style-type: none"> • It's sunny. 	Is it cold today? <ul style="list-style-type: none"> • Yes, it is. / No, it isn't. Was it cold yesterday? <ul style="list-style-type: none"> • Yes, it was. / No, it wasn't. 	How's the weather? <ul style="list-style-type: none"> • It's rainy.
Unit 5 Is It Clean or Dirty?	Is it clean or dirty? <ul style="list-style-type: none"> • It's clean. Is the dog wet or dry? <ul style="list-style-type: none"> • It's dry. 	Is he good or bad? <ul style="list-style-type: none"> • He's good. Are they noisy or quiet? <ul style="list-style-type: none"> • They're noisy. 	Is it clean or dirty? <ul style="list-style-type: none"> • It's clean.
Unit 6 Is It a New Car?	Is it a new car? <ul style="list-style-type: none"> • Yes, it is. It's a new car. • No, it isn't. It's an old car. 	What color is this? <ul style="list-style-type: none"> • It's red. It's a red flower. Do you like red? <ul style="list-style-type: none"> • Yes, I do. / No, I don't. 	What's this? <ul style="list-style-type: none"> • It's a pencil. It's a red pencil.
Unit 7 Who's Taller?	Who's taller? <ul style="list-style-type: none"> • My sister is taller than my mother. 	Who's faster? <ul style="list-style-type: none"> • The rabbit is faster than the turtle. Is Tom faster than Ann? <ul style="list-style-type: none"> • Yes, he is. / No, he isn't. 	Who's taller? <ul style="list-style-type: none"> • Jane is taller than Ann.
Unit 8 Who's the Tallest?	Who's the tallest? <ul style="list-style-type: none"> • Mike is the tallest. 	Who's the most handsome? <ul style="list-style-type: none"> • Brownie is the most handsome. 	Who's the youngest in your family? <ul style="list-style-type: none"> • My sister is the youngest in my family.





Table of Contents



Unit
1

Are You Tall?

• 1

Unit
2

Is He Fat?

• 9

Unit
3

Are They Happy?

• 17

Unit
4

How's the Weather?

• 25

Unit
5

Is It Clean or Dirty?

• 33

Unit
6

Is It a New Car?

• 41

Unit
7

Who's Taller?

• 49

Unit
8

Who's the Tallest?

• 57

Word List • 65



Components

Workbook for Daily Review • Answers and Scripts



Unit
1

Are You Tall?


A Let's Listen

Listen to the Words.




01

a. Listen and say the words.



tall short



strong weak

b. Listen again and check the correct pictures.

1.



2.



3.



4.



Listen to the Sentences.



02

a. Listen and **say** the sentences.



I'm tall.



I'm short.




I'm strong.



I'm weak.

b. Listen again and **number** the correct pictures.



Listen and Speak.


Practice the questions and answers.

03



Are you tall?

1 Yes, I am.
I'm very tall.



2 No, I'm not.
I'm short.



Are you strong?

3 Yes, I am.
I'm very strong.




4 No, I'm not.
I'm weak.

Listen to the Words.




04

a. Listen and say the words.



big

small

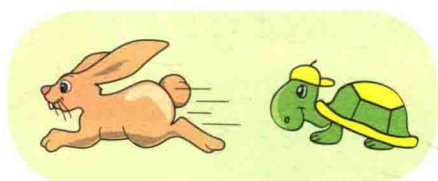


fast


slow

b. Listen again and check the correct pictures.


1.




2.



3.



4.




Listen to the Sentences.



05

a. Listen and say the sentences.



It's an elephant.
It's big.



It's a mouse.
It's small.




It's a rabbit.
It's fast.



It's a turtle.
It's slow.

b. Listen again and number the correct pictures.



Listen and Speak.

Practice the questions and answers.

06




Is it big?




1 Yes, it is.
It's very big.

2 No, it isn't.
It's very small.



Is it fast?



3 Yes, it is.
It's very fast.



4 No, it isn't.
It's very slow.

C


Listening Check-up

07

a. Listen and circle.

1.

a




b




2.

a



b



3.

a



b



b. Listen and answer. Then check.

1.




- ☐ Yes, it is.
- ☒ No, it isn't.

2.



- ☐ Yes, it is.
- ☐ No, it isn't.

Is it tall?




Yes, it is.
It's very tall.

Your Turn

Ask and answer.

Is it big?



Is it big?



Is it fast?

Is it fast?



A Let's Listen

Listen to the Words.




09

a. Listen and say the words.



fat

thin

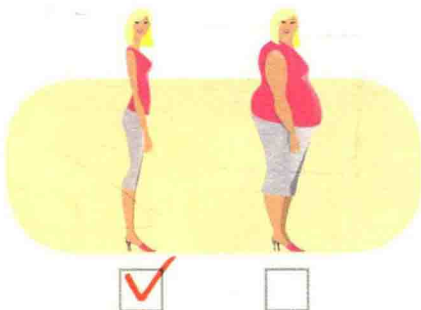


young

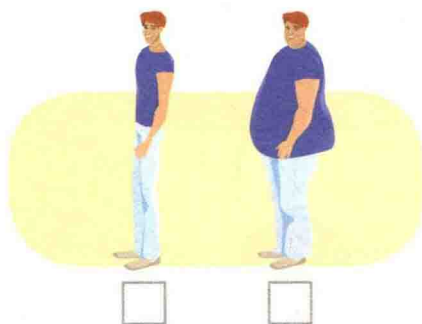
old

b. Listen again and check the correct pictures.

1.



2.



3.



4.



Listen to the Sentences.



10


a. Listen and say the sentences.



He's fat.



She's thin.



He's young.



She's old.

b. Listen again and number the correct pictures.

