


★ 为幼儿园小朋友准备的分阶段英语学习资料

用美国



幼儿园课本




AMERICAN  
SCHOOL  
TEXTBOOK

学英语

Listening &  
Speaking  
Key

〔美〕普特莱克  
韩国逸创文化 著



中国纺织出版社

用美国

幼儿园课本



AMERICAN  
SCHOOL  
TEXTBOOK

学英语

Listening &  
Speaking  
Key

[美] 普特莱克  
韩国逸创文化 著



中国纺织出版社

## 图书在版编目(CIP)数据

用美国幼儿园课本学英语. step 3 / (美) 普特莱克, 韩国逸创文化著. —北京: 中国纺织出版社, 2015. 9

ISBN 978-7-5180-1729-4

I. ①用… II. ①普… ②韩… III. ①英语课-学前教育-教学参考资料 IV. ①G613.2

中国版本图书馆CIP数据核字(2015)第140927号

原文书名: 미국교과서 읽는 리스닝 & 스피킹 Preschool 예비과정 3

原作者名: Michael A. Putlack, e-Creative Contents

Copyright © 2013 by Key Publications

All rights reserved.

Simplified Chinese copyright © 2015 by China Textile & Apparel Press

This Simplified Chinese edition was published by arrangement with Key Publications through Agency Liang

本书中文简体版经Key Publications授权, 由中国纺织出版社独家出版发行。本书内容未经出版者书面许可, 不得以任何方式或任何手段复制、转载或刊登。

著作权合同登记号: 图字: 01-2014-5499

---

策划编辑: 张向红  
责任设计: 林昕瑶

责任编辑: 张向红  
责任印制: 储志伟

---

中国纺织出版社出版发行

地 址: 北京市朝阳区百子湾东里A407号楼

邮政编码: 100124

销售电话: 010-67004422 传真: 010-87155801

http: //www. c-textilep. com

E-mail: faxing@c-textilep. com

中国纺织出版社天猫旗舰店

官方微博http: //weibo. com/2119887771

北京睿特印刷厂印刷 各地新华书店经销

2015年9月第1版第1次印刷

开 本: 787×1092 1/16 印张: 7.25

字 数: 200千字 定价: 29.80元

---

凡购本书, 如有缺页、倒页、脱页, 由本社图书营销中心调换



American School Textbook

## Listening & Speaking Key



### Preschool

## The Best Preparation for Building Basic Listening and Speaking Skills

*The Listening & Speaking Key* preschool series is designed to help children, especially preschoolers and kindergarteners, communicate in English.

This series helps children develop their listening and speaking skills in a fun and easy way.



### Features

- Learning high-frequency words that appear most often in print
- A step-by-step learning process involving the learning of words, sentences, and then questions and answers
- Building basic communication skills and listening comprehension skills
- Exciting topics for preschoolers and kindergarteners that focus on using sight words
- Various activities, including reading, listening, speaking, and writing exercises
- Full-color photographs and illustrations

# Syllabus



Unit	Let's Listen	Let's Listen More	Let's Speak
<b>Unit 1</b> <b>Do You Like Birds?</b>	<b>What's this?</b> • It's a monkey. <b>What are these?</b> • They're bears.	<b>Do you like birds?</b> • Yes, I do. I like birds. • No, I don't. I like rabbits.	<b>Do you like rabbits?</b> • Yes, I do. I like rabbits. • No, I don't. I like birds.
<b>Unit 2</b> <b>How Many Apples?</b>	<b>Is there an apple?</b> • Yes, there is. • No, there isn't. <b>Are there apples?</b> • Yes, there are. • No, there aren't.	<b>How many tomatoes are there?</b> • There is one tomato. • There are three tomatoes.	<b>How many oranges are there?</b> • There are two oranges. <b>Do you like oranges?</b> • Yes, I do. I like oranges.
<b>Unit 3</b> <b>I Have Two Eyes.</b>	<b>Touch your eyes!</b> <b>How many eyes do you have?</b> • I have two eyes.	<b>Do dogs have legs?</b> • Yes, they do. <b>Do fish have legs?</b> • No, they don't.	<b>Touch your ears!</b> <b>How many ears do you have?</b> • I have two ears.
<b>Unit 4</b> <b>How Do You Go to School?</b>	<b>What's this?</b> • It's a car. <b>What's that?</b> • It's a train.	<b>How do you go to school?</b> • I go to school by bus. • I go to school by bike. • I walk to school.	<b>How do you go to school?</b> • I go to school by subway.
<b>Unit 5</b> <b>Is This Your Pencil?</b>	<b>What's this?</b> • It's a desk. <b>Is this a bag?</b> • Yes, it is. • No, it isn't.	<b>Is this your pencil?</b> • Yes, it is. It's my pencil. • No, it isn't. It's your pencil.	<b>Is this your pen?</b> • Yes, it is. It's my pen. • No, it isn't. It's your pen.
<b>Unit 6</b> <b>What Does He Do?</b>	<b>Who's he?</b> • He's a teacher. <b>Who are they?</b> • They're students.	<b>What does he do?</b> • He's a cook. <b>Is she a doctor or a nurse?</b> • She's a doctor.	<b>Who's this?</b> • It's my mother. <b>What does she do?</b> • She's a cook.
<b>Unit 7</b> <b>What's She Wearing?</b>	<b>What's she wearing?</b> • She's wearing a dress. <b>What's he wearing?</b> • He's wearing a sweater.	<b>Is he wearing shorts?</b> • Yes, he is. • No, he isn't.	<b>What's she wearing?</b> • She's wearing a skirt.
<b>Unit 8</b> <b>What's Your Favorite Food?</b>	<b>Do you like hamburgers?</b> • Yes, I do. • No, I don't.	<b>What's your favorite food?</b> • My favorite food is pizza.	<b>What's your favorite food?</b> • My favorite food is chicken.







# Table of Contents



Unit  
**1**

**Do You Like Birds?**

• 1

Unit  
**2**

**How Many Apples?**

• 9

Unit  
**3**

**I Have Two Eyes.**

• 17

Unit  
**4**

**How Do You Go to School?**

• 25

Unit  
**5**

**Is This Your Pencil?**

• 33

Unit  
**6**

**What Does He Do?**

• 41

Unit  
**7**

**What's She Wearing?**

• 49

Unit  
**8**

**What's Your Favorite Food?**

• 57

**Word List** • 65



**Components**

**Workbook for Daily Review • Answers and Scripts**





# Do You Like Birds?

## A Let's Listen

Listen to the Words.



01

a. Listen and say the words.



a bear



bears



a panda




pandas



a monkey



monkeys



an elephant




elephants

b. Listen again and check the correct pictures.

1.

☐

2.

☐☐

3.

☐☐

4.

☐☐



# Listen to the Sentences.



02

**a. Listen and say** the sentences.



It's a bear.



It's a panda.




They're monkeys.



They're elephants.

**b. Listen again and number** the correct pictures.



# Listen and Speak.

Practice the questions and answers.

03



What's this?

1 It's a monkey.



2 It's a panda.




What are these?

3 They're bears.



4 They're elephants.



# B

## Let's Listen More

### Listen to the Words.



04


a. Listen and say the words.




a bird



birds



a goldfish



goldfish



a turtle



turtles



a rabbit



rabbits



b. Listen again and check the correct pictures.

1.


☐

☒

2.


☐

☐

3.


☐

☐

4.


☐

☐



# Listen to the Sentences.



05

a. Listen and say the sentences.



I like birds.



I like goldfish.




I like turtles.



I like rabbits.

b. Listen again and number the correct pictures.

1



# Listen and Speak.

Practice the questions and answers.

06



Do you like birds?

1 Yes, I do.  
I like birds.

2 No, I don't.  
I like rabbits.



Do you like turtles?

3 Yes, I do.  
I like turtles.

4 No, I don't.  
I like goldfish.



a. Listen and circle.

1.

a



b



2.

a



b



3.

a



b



b. What do you like? Listen and check the correct pictures.


1.




2.



3.



4.





# D Let's Speak

Practice the questions and answers.

08

Do you like rabbits?

Yes, I do.  
I like rabbits.

No, I don't.  
I like birds.

## Your Turn Ask and answer.

Do you like monkeys?

Yes, \_\_\_\_\_. \_\_\_\_\_.



Do you like elephants?

No, \_\_\_\_\_. \_\_\_\_\_.



Do you like pandas?

Yes, \_\_\_\_\_. \_\_\_\_\_.



Do you like goldfish?

No, \_\_\_\_\_. \_\_\_\_\_.



# How Many Apples?

## A Let's Listen

**Listen to the Words.**



09

**a. Listen and say the words.**



an apple



apples



an orange



oranges



a banana



bananas




a pear



pears

**b. Listen again and check the correct pictures.**

1.

☐

2.

☐☐

3.

☐☐

4.

☐☐

# Listen to the Sentences.



10

**a. Listen** and **say** the sentences.



**There is** an apple.



**There is** an orange.



**There are** bananas.



**There are** pears.

**b. Listen again** and **number** the correct pictures.

