

Mc
Graw
Hill
Education

SRA
**READING FOR
INFORMATION**

美国中小學生拓展讀本

阅读广角

Level 4B

History & Geography

历史 & 地理



全國百佳圖書出版單位
中國出版政府獎先進出版單位



浙江教育出版社

ZHEJIANG EDUCATION PUBLISHING HOUSE

SRA

READING FOR INFORMATION

美国中小學生拓展讀本

閱讀廣角

Level 4B

History & Geography
历史 & 地理



图书在版编目(CIP)数据

阅读广角 = Reading for information level. 4B /
美国麦格劳希尔教育编. — 杭州: 浙江教育出版社,
2014. 11

ISBN 978-7-5536-2403-7

I. ①阅… II. ①美… III. ①英语—阅读教学—小学
—课外读物 IV. ①G624.313

中国版本图书馆CIP数据核字(2014)第251613号

阅读广角

READING FOR INFORMATION

Level 4B

出版发行 浙江教育出版社(杭州市天目山路40号 邮编 310013)

原著名 Reading For Information

原出版 McGraw-Hill Education

责任编辑 屠凌云 沈子清

封面设计 韩波

责任校对 杨艳

责任印务 温劲风

图文制作 君红阅读(北京)出版咨询有限公司

印刷 浙江新华数码印务有限公司

开本 787mm×960mm 1/16

印张 11.75

字数 117 500

版次 2014年11月第1版

印次 2014年11月第1次印刷

印数 0 001-5 000

标准书号 ISBN 978-7-5536-2403-7

定价 28.00元

联系电话: 0571-85170300-80928

e-mail: zjy@zjcb.com

网址: www.zjeph.com

本书封底贴有麦格劳-希尔公司激光防伪标签, 无标签者不得销售。

阅读广角 Level 4B

McGraw-Hill Education

978-0-07-610304-1

978-0-07-610308-9

978-0-07-610312-6

978-0-07-610303-4

978-0-07-610307-2

978-0-07-610311-9

Copyright © 2008 by McGraw-Hill Education

All Rights reserved. No part of this publication may be reproduced or transmitted in any form or by any means, electronic or mechanical, including without limitation photocopying, recording, taping, or any database, information or retrieval system, without the prior written permission of the publisher.

This authorized Bilingual edition is jointly published by McGraw-Hill Education and Zhejiang Education Publishing House. This edition is authorized for sale in the People's Republic of China only, excluding Hong Kong, Macao SAR and Taiwan.

Copyright © 2014 by McGraw-Hill Education and Zhejiang Education Publishing House.

版权所有。未经出版人书面许可，对本出版物的任何部分不得以任何方式或途径复制或传播，包括但不限于复印、录制、录音，或通过任何数据库、信息或可检索的系统。

本授权双语版由麦格劳-希尔（亚洲）教育出版公司和浙江教育出版社合作出版。此版本经授权仅限在中华人民共和国境内（不包括香港特别行政区、澳门特别行政区和台湾）销售。

版权© 2014由麦格劳-希尔（亚洲）教育出版公司与浙江教育出版社所有。

本书封面贴有McGraw-Hill Education公司防伪标签，无标签者不得销售。

浙江省版权局著作权合同登记号：11-2014-17





Table of Contents

The Plantation System

Before You Read	2
<i>The Plantation System</i>	6
Section 1: The Southern Plantation	8
Section 2: Enslaved People Come to America	13
Section 3: Plantation Families	19
 Speech:	
<i>from What to the Slave Is the Fourth of July?</i>	26

After You Read	28
Glossary	30

Slavery in Early America

Before You Read	32
<i>Slavery in Early America</i>	36
Section 1: The Beginnings of Slavery	37
Section 2: Plantations in America	42
Section 3: Ending Slavery	52



Speech:

from <i>Ain't I a Woman?</i>	54
------------------------------------	----

After You Read	58
Glossary	60

From Plantations to Abolition

Before You Read	62
<i>From Plantations to Abolition</i>	64
Section 1: Building the Southern Colonies	65
Section 2: Plantations in the States	71
Section 3: The People on the Plantation	74

Section 4: Abolition 78



Persuasive Speech:

 from “*What the Black Man Wants*” 80

After You Read 88

Glossary 90

Geography and the Colonies

Before You Read 92

Geography and the Colonies 96

Section 1: A Land of Plenty 98



Travelogue:

A Visit to Philadelphia 110


Section 2: Frontier Life 113

After You Read 118


Glossary 120

Settlement in Early America

Before You Read 122


<i>Settlement in Early America</i>	126
Section 1: Settling the New World	127
Section 2: Forming Societies	134
Section 3: On the Edge of Civilization.....	140
 Travelogue:	
<i>A Visit to the Frontier, 1800</i>	142
After You Read.....	148
Glossary.....	150

People and the Environment

Before You Read	152
<i>People and the Environment</i>	154
Section 1: Exploring the New World	155
 Travelogue:	
<i>Boston, 1638</i>	168
<i>Boston, 2008</i>	169
Section 2: Environmental Effects	174
After You Read	178
Glossary	180

SRA
HISTORY

The Plantation System



Before You Read

Here are some things you can do to help you read for information.

Features **Tables**

Tables support or provide additional information on a page. A table is a list of information presented, so it is easy to read. What can you learn from the table on page 16?



Structures Problem and Solution

History texts often explain problems and how they are solved. History books explain what leads up to a problem. They also tell about the solutions people tried, and they explain how those solutions affected other things. Look at how the problem and solution are shown in the boxes below.

The early settlers needed workers to help clear the land.

Problem

Indentured servants came over from England to help in the colonies.

Solution



ABC Vocabulary Words to Know

colonist a person who was born or lived in a colony



colonization the establishment of a settlement that is controlled by a distant country

This map shows the **colonization** of the New World.



condition the way that a person or thing is or exists

This slave cabin is in good **condition**.


enslaved person a worker who is the property of another person



plantation owner a person who owns or manages a plantation



plantation a large estate or farm where one crop is grown



The Plantation System

Working Together

Think about how your household works. Everyone has different jobs to do to make things run smoothly. You are all working together for the common good of your family. In early America, there was a system where many people worked together. However, some people were forced to work without benefiting from their work.

The Big Question

How did the plantation system grow and develop in early America?





The Southern Plantation

North America was a wilderness when the first European colonists arrived in the 1500s. A **colonist** is a person who was born or lived in a colony. Colonies were set up along the eastern coast. This was called colonization. **Colonization** is the establishment of a settlement that is controlled by a distant country. The English colonies were established along the Atlantic Coast of the New World.

The people who settled in the southern colonies were looking for gold. They did not find gold, but they discovered the land was rich and good for farming. The warm climate and regular rainfall helped the crops grow. However, the land needed to be cleared for planting. That meant cutting down thousands of trees, moving stones, and preparing the soil to plant seeds.

Landowners in the South cleared the land to grow crops for money.



The colonists needed help preparing the land for farming. Indentured servants were the first people to help the colonists. Indentured servants were usually English citizens who had no money or land of their own in England. The landowners in the colonies paid for their trip to the New World. In return, the indentured servants worked for the landowners until their debt was paid off. Then they were free to leave and seek their own fortunes.

Everyone worked together to clear large areas of land for crops. These were known as plantations. A **plantation** is a large farm where one main crop is grown. Plantations began in Virginia and Maryland and slowly grew throughout the southern colonies. Plantations developed as landowners discovered how profitable crops were when they were grown in large amounts.

Some of the larger plantations had many different buildings and were spread out on a large area of land.

