


发现中国



EXPLORING CHINA

A CHILDREN'S GUIDE TO CHINESE CULTURE

Editor-in-chief:

Fu Siyi

Compilers:

Hu Ailin

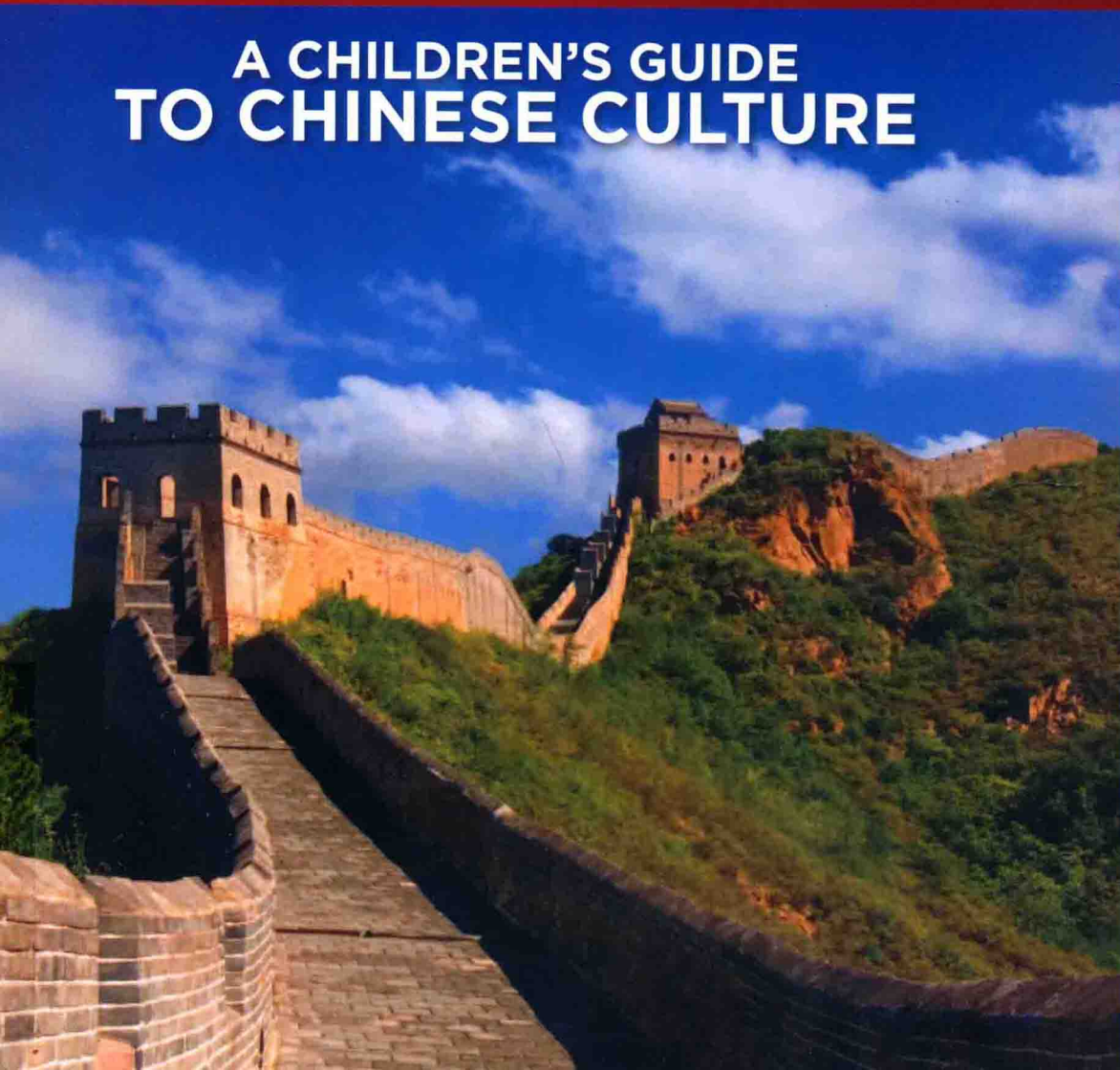
Yang Fanzhi

Peng Li

Yan Weilin

Senior English Editor:

Nia Jones



EXPLORING CHINA

A CHILDREN'S GUIDE TO CHINESE CULTURE

Editor-in-chief: Fu Siyi

Compilers: Hu Ailin Yang Fanzhi Peng Li Yan Weilin

Senior English Editor: Nia Jones



责任编辑：翟淑蓉
英文编辑：薛彧威
封面设计：Daniel Gutierrez

图书在版编目（CIP）数据

发现中国：中国文化小学生读本. / 傅似逸著. —北京：华语教学出版社，2015
ISBN 978-7-5138-0639-8

I. ①发… II. ①傅… III. ①汉语－对外汉语教学－语言读物②中华文化－基本知识－汉、英 IV. ①H195.5②K203

中国版本图书馆CIP数据核字（2014）第054321号

地图审图号：GS（2014）1896号

发现中国

主编 傅似逸

编者 胡爱琳 杨泛芝 彭丽 严蔚琳

英文编审 Nia Jones

*

©华语教学出版社有限责任公司
华语教学出版社有限责任公司出版
（中国北京百万庄大街24号 邮政编码100037）

电话：（86）10-68320585, 68997826

传真：（86）10-68997826, 68326333

网址：www.sinolingua.com.cn

电子信箱：hyjx@sinolingua.com.cn

新浪微博地址：http://weibo.com/sinolingua vip

北京诚顺达印刷有限公司印刷

2015年（16开）第1版

ISBN 978-7-5138-0639-8

定价：99.00元

Introduction

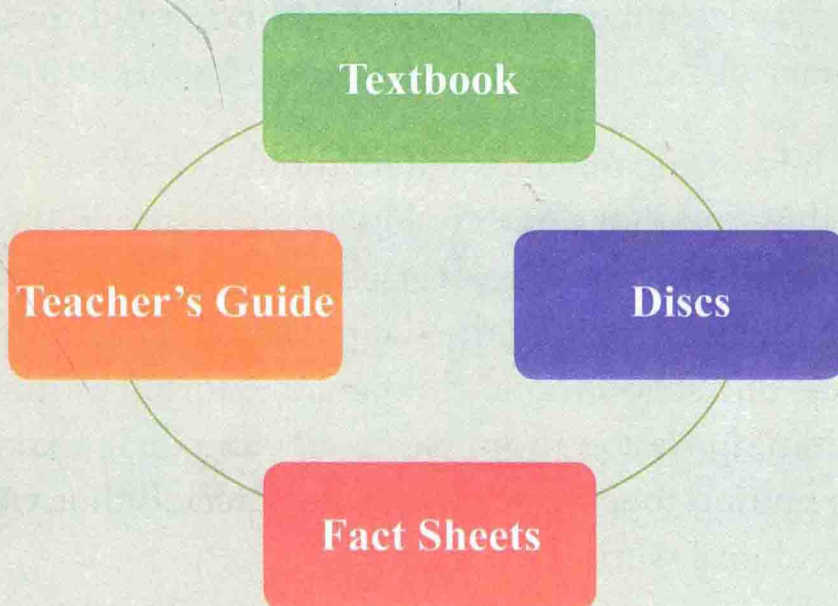
Welcome to *Exploring China — A children's guide to Chinese culture!*

What is this resource pack?

This is a multi-media teaching resource pack intended for primary school children to learn about Chinese culture, although with some adaptation the material can be used for secondary school students.

This resource pack contains:

- A fully illustrated textbook
- Two discs containing video clips, animated stories and computer games
- A comprehensive Teacher's Guide
- Eight Fact Sheets, each highlighting the key learning points in the unit



Why was this resource pack developed?

This pack was developed while we were teaching Chinese in schools in Wales, the United Kingdom. We found that our pupils were fascinated in learning about China through the cultural workshops we organised for them, and their fascination for Chinese culture usually motivated their interest in learning the language. We started to think: Could we teach Chinese culture, in a didactic sense, to our pupils so that they would develop a more structured knowledge of China?

This initial question has led to many further questions: How could we teach culture, as compared with language? How could we teach Chinese culture to young learners whose cognitive style is distinctively different from adults? How could we make “Chinese things” comprehensible to our pupils who have been brought up in Western cultures? How could we present historical facts and cultural knowledge, which may be profound in nature, in an easy and engaging manner so that our young pupils can understand and enjoy learning about China? Where could we source teaching materials? ...

In our search for some off-the-shelf textbooks, we were disappointed to find that none could serve as a standard textbook for teaching Chinese culture to overseas school pupils, although there were many for teaching the Chinese language, both for adult learners and school-aged children. We started to think, rather ambitiously, that perhaps we could compile a textbook on our own by putting together the various materials that we had used in our cultural workshops.

Fulfilling that ambition turned out to be a challenging and lengthy journey. To begin with, we were beset with further concerns: How could we select the material from the rich treasure house of Chinese culture, and what should be the criteria for selection? How could we maintain the academic quality of a textbook, but at the same time incorporate fun and motivating elements? How could we reconcile depth of knowledge with simplicity in our approach? How could we remain objective and historical without giving an impression of making political propaganda?...

It took more than a year for us to resolve our questions, though not to our complete satisfaction. We produced draft after draft of the Student's Book and revised again and again the story and video scripts. Meanwhile, we had regular meetings with our local education specialist, Mrs. Nia Jones, the Language Teaching Adviser at CILT Cymru (The National Centre for Languages in Wales). Our initial intention of writing a textbook eventually became a rather comprehensive project which developed into a multi-media teaching resource pack, to be used not only for our own pupils in Wales, but also for school pupils worldwide!

This teaching resource pack is therefore a product of teamwork led by Professor Fu Siyi while she was working as the Academic Director at the Confucius Institute of Cardiff University. It represents the joint efforts of our four local tutors and the contributions from language and education specialists, both from China and the UK.

**How to use
this resource
pack?**

To facilitate easy management of the pack, here is further information about each component of it.

I. The Textbook for Students

There are eight units in the textbook, each covering a particular aspect of Chinese culture. The contents of the eight units are:


1. LAND (China's geographical location, land features, mountains & rivers, climate, animals & plants, and administrative divisions)
2. PEOPLE (China's population, ethnic groups, Chinese families & homes, and daily life of Chinese people)
3. HISTORY (China's best-known historical figures and events)
4. LANGUAGE (the earliest Chinese written records, Mandarin Chinese and local dialects, Chinese characters & pinyin, and calligraphy)
5. EDUCATION (Confucius, ancient Chinese schools, the Imperial Examination, and education in China today)
6. SCIENCE AND TECHNOLOGY (the Four Great Inventions, Chinese Blue-and-white Porcelain, pioneers of traditional Chinese medicine, the early Chinese seismograph, the invention of hybrid rice, and space walks by Chinese astronauts)

7. FESTIVALS (the Chinese lunar calendar, Spring Festival, Lantern Festival, Tomb Sweeping Festival, Dragon Boat Festival, Mid-autumn Festival, and National Day)
8. TOURISM (the Great Wall, the Forbidden City, the Terracotta Warriors and the Huangshan Mountain)

The pupils are guided through four learning stages in each unit:

1. First, they are challenged with QUESTIONS, which indicate the learning outcomes or the learning areas in the unit.
2. Then, they watch a VIDEO, which highlights the key learning points covered in the unit.
3. Following the video, the pupils read the TEXT, which is broken down into sections, each focusing on a particular learning point.
4. After reading the text, the pupils take part in a variety of ACTIVITIES, ranging from stories, hands-on activities, games and mini-projects.

The sequence of these four learning stages is reflected through the headings used in the textbook, illustrated as below:



- **Let's find out** - projecting learning areas

- **Let's watch a video** - highlighting key messages

- **Let's find out more** - presenting knowledge & facts

- **Activity time** - reinforcing what has been learnt

II. The Discs

In order to make the learning process fun and engaging, each unit is supplemented with a video, one or two animated stories and some interactive games, all carefully chosen to relate to the theme and content of the unit. These are provided in two discs, which contains eight video clips, 12 animated stories and 20 games. Directions and guidance for using these resources are provided in the Teacher's Guide.

Activities and games in the discs are designed in order to enhance pupils' learning or to check their understanding, although they appear as entertainment. This is indeed a feature that distinguishes this teaching resource pack from traditional teaching materials.

III. The Teacher's Guide

The Teacher's Guide is organised to this format in each unit:

1. Teaching objectives & summary of contents

2. About the video

3. Notes on each section

4. Guide to activities and games

5. Script of stories

Each of the five parts contains detailed information and guidance for the teacher. This aims to save the time that the teacher would normally spend on preparation. We also hope that the detailed guidance provided for the teacher will make it possible for someone who is not necessarily a specialist in Chinese culture to lead a Chinese culture class.

IV. The Fact Sheets

There is a Fact Sheet for each unit, designed as individual loose sheets for children to use for revision. These will be especially useful when the pupils do not have their own copies of the textbook. The Fact Sheet is printed on both sides: the front lists the key points that the pupils are expected to have learnt from the unit, while the back provides some knowledge or information that is not covered in the textbook, but related to what pupils have learnt in that particular unit. We hope that this will further engage the pupils and expand their learning.

What is special about this resource pack?

Parts of this teaching resource pack have been used by our tutors at schools in Wales and have been very well received. The teaching resources we have provided in the pack have been found to be:

- Informative — covering a wide range of topics and providing facts and knowledge in simple language, suitable for school pupils
- Interactive — engaging pupils in various activities rather than merely citing knowledge

- Interesting — making learning fun and engaging with a fresh teaching approach
- Flexible — easy to use in parts as supplements to such general school modules as History, Social Studies, Sciences etc., though the pack itself provides ideal teaching materials for an individual Chinese module

**How to
contact us?**

We hope that you will find this multi-media teaching resource pack useful, and that both you and your pupils will enjoy using it. We value your feedback, so please let us know if you have any comments or suggestions.

Editor-in-chief: Prof Fu Siyi

E-mail: syfu@xmu.edu.cn

Contents

Unit 1	Land	2
Unit 2	People	22
Unit 3	History	44
Unit 4	Language	68
Unit 5	Education	94
Unit 6	Science and Technology	120
Unit 7	Festivals	144
Unit 8	Tourism	172

Contents


Unit 1	Land	2
Unit 2	People	22
Unit 3	History	44
Unit 4	Language	68
Unit 5	Education	94
Unit 6	Science and Technology	120
Unit 7	Festivals	144
Unit 8	Tourism	172

Land

UNIT 1



1. China's Geographic Location
2. China's Land Features
3. Mountains, Deserts and Rivers
4. Climate
5. Animals and Plants
6. Regions, Provinces and Cities





Let's find out



- Where is China and how big is it?
- Does China have any special land features?
- What are China's famous mountains and rivers?
- What is the climate like in China?
- What animals and plants are unique to China?
- What are the regions, provinces and cities of China?



Let's watch a video





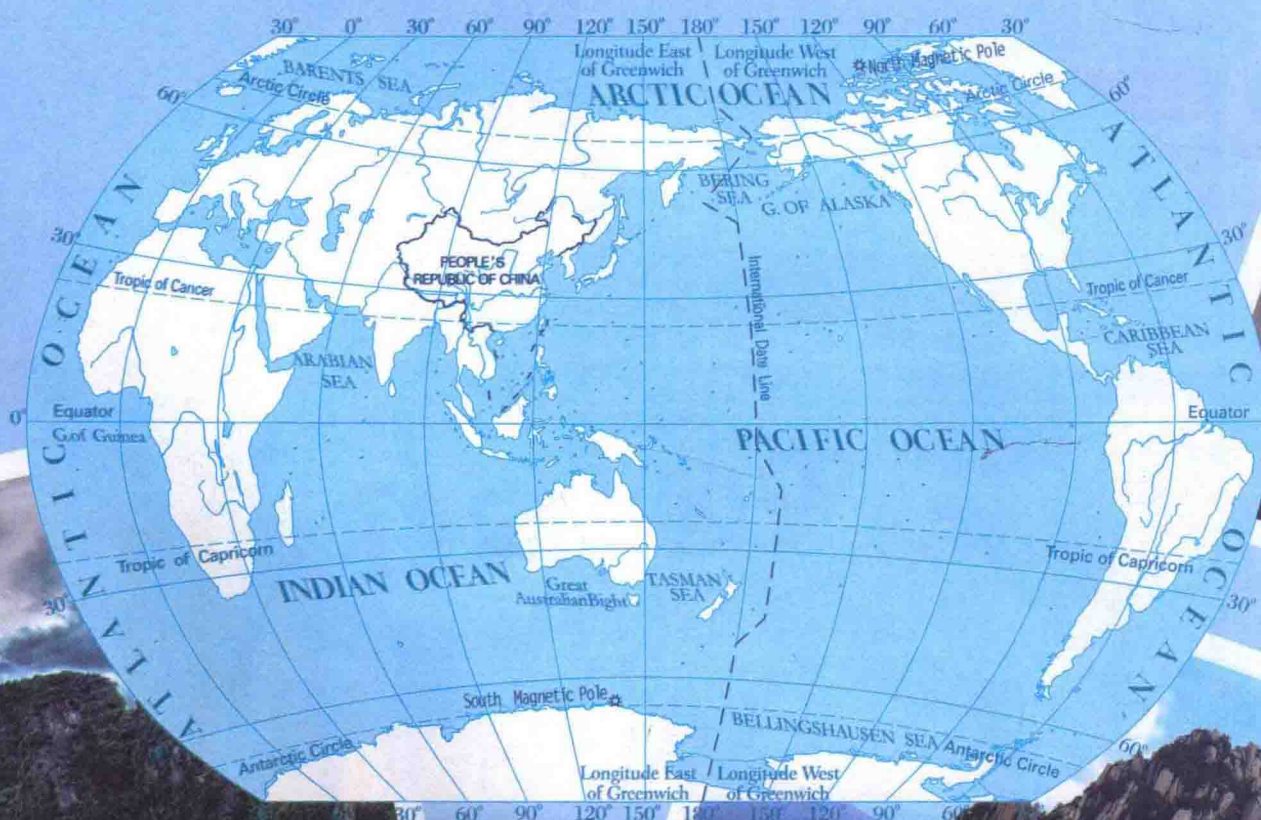
Let's find out more

1. China's Geographic Location

- Where is China located in the map of the world?
- What are China's neighbouring countries?

China is in East Asia on the western shore of the Pacific Ocean. It has an area of about 9,600,000 square kilometres, the third largest in the world.




MAP OF THE WORLD






BORDERS



China borders with 14 countries along a boundary of more than 20,000 kilometres, with the Democratic Republic of

Korea  to the east; Russia , Mongolia ,

Kazakhstan , Kyrgyzstan  and Tajikistan 


to the north, northeast and northwest; Afghanistan ,

Pakistan,  India , Nepal  and Bhutan 

to the west and southwest; and

Vietnam , Laos

 and Myanmar

 to the south.



China's coastline stretches 14,500 kilometres. It is surrounded by the Pacific Ocean to the east and there are more than 5000 islands lying off the coast.