

164402



业余外语广播讲座

英语

ENGLISH

3

广东人民出版社



Lesson Twelve 第十二课

Pattern Drills 句型练习

What's there + 地点? —— 某处有什么?

How many ... are there + 地点?

—— 某处有多少……?

(continued) (续)

[ɔi]



发 音 要 领

1. 开始部分舌位在 [ɔ] 和 [ɑ:] 之间。
2. 由上述部位向 [i] 滑动, 由圆唇变为扁唇。



There is a boy in the room.



There are two boys in the room.



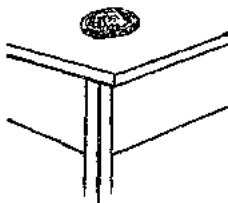
Is there a boy in the room?

Yes, there is.



Are there two boys in the room?

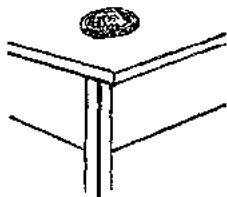
Yes, there are.



There is a coin on the table.




There are two coins on the table.



Is there a coin on the table?

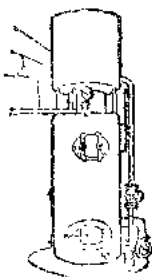
Yes, there is. There is a coin on the table.



Are there two coins on the table?

Yes, there are. There are two coins on the table.

替 换 词



a boiler
[ə 'boɪlə]



an oil worker
[ən 'ɔɪl 'wɜ:kə]



a toy
[ə 'tɔɪ]

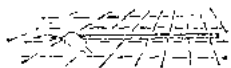
in the fields [fi:ldz] 在地里

[iə]




发 音 要 领

1. 发 [i] 时注意用扁平唇。嘴不要张大,以免发成 [e] 或 [æ]。
2. 由 [i] 很快滑向 [ə]。



What's there on the ground?
'There's a spear on the ground.




How many spears are there on the ground?
There are four spears on the ground.



What's there on the table?

There's a bottle of beer on the table.



How many bottles of beer are there on the table?

There are two bottles of beer on the table.

替 换 词



an ear of wheat
[en 'iə ev 'wi:t]



a deer
[ə 'diə] (复数不加s)

New Words 生词

boy [bɔɪ] 男孩
coin [kɔɪn] 硬币
spear [spiə] 矛, 枪

bottle ['bɒtl] 瓶
beer [biə] 啤酒

Numbers 数目字

one [wʌn] 一

six [sɪks] 六

two [tu:] 二

seven ['sevn] 七

three [θri:] 三

eight [eit] 八

four [fo:] 四

nine [nain] 九

five [faiv] 五

ten [ten] 十

Learn to Say:

Where's the key? 钥匙在哪里?

There it is. It's on the table.

在那里。在桌上。

Exercises 练习

1. 朗读下列音标练习:

[i:]	[i]	[e]	[æ]
[it]	[it]	[et]	[æt]
[si:t]	[sit]	[set]	[sæt]
[pi:k]	[pik]	[pek]	[pæk]
[di:d]	[did]	[ded]	[dæd]
[bi:t]	[bit]	[bet]	[bæt]

[i:]	[ei]
[wi:]	[wei]
[mi:]	[mei]
[fi:]	[fei]
[si:]	[sei]
[ri:]	[rei]

[ei]	[e]
[peɪn]	[pen]
[beɪk]	[bek]
[deɪt]	[det]
[meɪn]	[men]
[teɪl]	[tel]

2. 把下列各复数名词按其词尾发音归类填空:

cadres teachers soldiers brushes peasants
miners benches doctors workers drivers
pails glasses watches boots kites

[ts] _____

[z] _____

[ɪz] _____

3. 朗读下列用音标拼写的词,并译成汉语:

[pen] _____ ['pensl] _____

[ki:] _____ [bi:] _____

[maɪp] _____ [bed] _____

[red] _____ [ðɪz] _____

4. 朗读下列句子:

This is a boy.

This is a peasant boy.

There is a spear in his hand.

There is a basket on his back.

There are turnips in his basket.



his [hiz] 他的 hand [haend] 手 back [bæk] 背

5. 回答下列问题:

- 1) What's there in the picture?
- 2) How many boys are there in the picture?
- 3) What's there in his hand?
- 4) How many spears are there in his hand?
- 5) What's there on his back?
- 6) What's there in his basket?

6. 朗读下列数字:

- 1) one two three four five
一 二 三 四 五
six seven eight nine ten
六 七 八 九 十
- 2) three seven ten four two
三 七 十 四 二
six five nine eight one
六 五 九 八 一

7. 将下列句子译成英语:

- 1) 这图画里有几个男孩? 有一个男孩。
- 2) 他背上有一个篮子。
- 3) 篮子里有萝卜吗? 有。
- 4) 他手里有什么?
- 5) 他手里有一个红缨枪(矛)。

8. 书法练习: 抄写练习 4 中的句子。

Lesson Thirteen 第十三课

Pattern Drills 句型练习

Where's the + 名词?

Where are the + 名词(复数)?在什么地方

The + 名词 + is (are) + 地点.在.....

[ɛə]

发 音 要 领

1. [ɛ] 是介于 [e] 和 [æ] 中间的一个元音。发音时嘴巴比 [e] 张开些, 但不如 [æ] 那么大。发 [ɛ] 时舌尖要抵下齿。
2. 由 [ɛ] 很快滑向 [ə]。



Where's the pear?

The pear is on the plate.




Where are the pears?

The pears are on the plate.



Where's the chair?

The chair is near the desk.



Where are the chairs?

The chairs are near the desk.

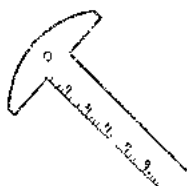
替 换 词



a bear
[ə 'beə]



a hare
[ə 'heə]



a T-square
[ə 'ti:skweə]

[uə]



发 音 要 领

1. [u] 不要发成 [u:] 或汉语拼音的 u。
2. 由 [u] 很快滑向 [ə]。

[puə] [tuə] [fuə] [muə]



Where's the map of Europe?

The map of Europe is on the wall.

in

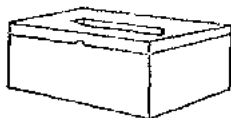
on

under

near




The shoes are in the box.



The pencil is on the box.



The ruler is under the box.



The keys are near the box.

New Words 生词

pear [pæ] 梨

chair [tʃeə] 椅子

Europe ['ju:rop] 欧洲

near [niə] 靠近

under ['ʌndə] 在……的下面

Learn to Say:

Please give this to Comrade Li

请把这交给李同志。

All right. 好吧。

Exercises 练习

1. 朗读下列音标练习:


[u:]	[ʊ]	[ɔ:]	[ɒ]	[ʌ]	[ə]
[bʊ:t]	[bʊk]	[bɔ:t]	[bɒks]	[hʌf]	[hət]
[ru:t]	[rʊn]	[rɔ:]	[rɒd]	[nʌt]	[nət]
[ku:t]	[kʊd]	[kɔ:t]	[kɒk]	[ʌk]	[ək]
[fʊ:d]	[fʊt]	[fɔ:k]	[fɒg]	[dʌg]	[dəg]

[i]	[v]	[θ]	[s]
[fiə]	[viə]	[θɪk]	[sɪk]
[fi:l]	[vi:l]	[θɪŋ]	[sɪŋ]
[feɪn]	[veɪn]	[θa:m]	[sɑ:m]
[faɪl]	[vaɪl]	[θɔ:t]	[sɔ:t]
[li:f]	[li:v]	[maʊθ]	[maʊs]
[stɔ:f]	[stɔ:v]	[pa:θ]	[pa:s]

2. 朗读下列用音标拼写的词,并译成汉语:

[pɪk] ____	[pɪk] ____
[pɪg] ____	[ˈpɪktʃə] ____
[bɒks] ____	[klɒk] ____
[kɒk] ____	[wɒtʃ] ____

3. 看图练习:



1) 朗读下列句子并填空:

What's there in this picture?

There are a table, a plate, a glass and two bowls.

Is there a stool in the picture too?

Yes, _____ in _____.

Where is the glass?

The glass _____ on _____.

Where are the bowls?

They _____ on _____ too.

Where is the plate?

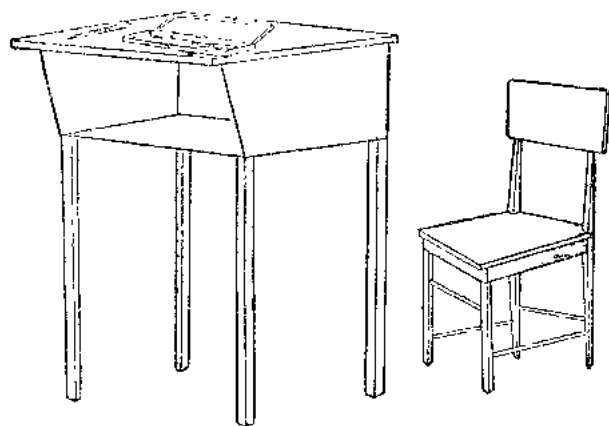
It _____ on _____ too.

What's there on the plate?

There are _____ (梨) and _____ (香蕉) on _____.

Where is the stool?

It _____ under _____.



2) 翻译下列句子,并回答问题:

盒子在什么地方? _____

盒子里有什么? _____

钢笔和刀在什么地方? _____

椅子在什么地方? _____

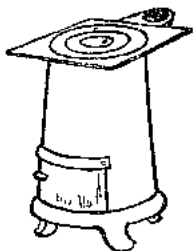
铅笔在什么地方? _____

Lesson Fourteen 第十四课

General Revision I 总复习一

Exercise 1: 看图回答下列问题

1)



What's this?

It's a ____.


2)



What's this?

It's a ____.

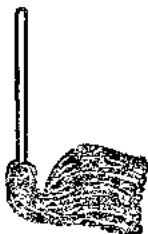
3)



What's this?

It's a ____.

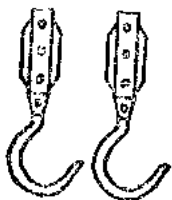
4)



What's this?

It's a ____.

5)



What are these?

They are ____.


6)



What are these?

They are ____.

7)



What are these?

They are ____.

8)



What are these?

They are ____.

Exercise 2: 看图回答下列问题

1)



Is this a river?

Yes, it is.

It's a ____.

2)



Is this a tank?

Yes, it is.

It's a ____.

3)



Is this a bird?

No, it isn't.

It isn't a ____.

It's a ____.

4)




Is this a plough?

No, it isn't.

It isn't a ____.

It's a ____.

5)



Are those needles?

Yes they are.

They are ____.

6)



Are those ships?

Yes, they are.

They are ____.

7)



Are those soldiers?

No, they aren't.

They aren't ____.

They are ____.