

7634.417/5

# 初中英语

## 同步单元练习手册

主编：阎晓天  
审校：马俊明 吴迪

中国妇女出版社

# 初中英语同步单元 练习手册

(1—6)

中国妇女出版社

一九八八年·

## 说 明

《初中英语同步单元练习手册》是根据中学英语教学大纲，并结合目前中学英语教学实际编写而成的。主要目的是为了帮助广大初中学生提高英语口语笔语能力，消化教材内容，并活用语言知识，它也为广大初、高中教师提供了一套教授和练习初中课本（1—6册）有实用价值的参考书。对于英语基础较差的高中学生，也可以利用这套手册对初中六册英语进行全面复习。

这套手册具备与课文同步练习的特点，即每课配备一套语言材料的深化练习（有的练习即课文练习的答案），单元配备测试题，检查学生学习情况，每册终了附有综合模拟试题。这种别具一格的同步练习，逐课、逐单元、逐册地帮助学生加深记忆，掌握所学知识，完成大纲的要求。为便于自修，各项练习题、试题，在书末均附有参考答案。

本《手册》共分六个分册，每分册供一个学期使用。每分册的编者是：第一、二册赵宏伟；第三册李松令、卫东；第四册袁浩、秦登昆；第五册祁志孝、郭正旭；第六册祁志孝、郭正旭、卫东。

由于编者水平有限，时间仓促，书中难免有些缺点和错误，恳请广大师生不吝指正。

编者

1985年9月

# 目 录

## (一)

LESSON ONE .....	(1)
LESSON TWO.....	(2)
LESSON THREE .....	(3)
LESSON FOUR .....	(4)
LESSON FIVE .....	(6)
LESSON SIX .....	(8)
LESSON SEVEN .....	(9)
LESSON EIGHT .....	(12)
LESSON NINE .....	(14)
LESSON TEN .....	(16)
LESSON ELEVEN .....	(19)
LESSON TWELVE .....	(21)
LESSON THIRTEEN .....	(24)
LESSON FOURTEEN .....	(28)
LESSON FIFTEEN .....	(31)
LESSON SIXTEEN .....	(35)
LESSON SEVENTEEN .....	(38)
LESSON EIGHTEEN .....	(40)
LESSON NINETEEN .....	(42)
LESSON TWENTY .....	(45)
LESSON TWENTY-ONE .....	(47)

KEY,

LESSON ONE .....	(50)
LESSON TWO.....	(50)
LESSON THREE .....	(51)
LESSON FOUR .....	(51)
LESSON FIVE.....	(52)
LESSON SIX .....	(52)
LESSON SEVEN .....	(53)
LESSON EIGHT.....	(54)
LESSON NINE .....	(55)
LESSON TEN .....	(56)
LESSON ELEVEN.....	(57)
LESSON TWELVE .....	(58)
LESSON THIRTEEN .....	(60)
LESSON FOURTEEN .....	(62)
LESSON FIFTEEN .....	(63)
LESSON SIXTEEN .....	(65)
LESSON SEVENTEEN .....	(66)
LESSON EIGHTEEN .....	(67)
LESSON NINETEEN .....	(69)
LESSON TWENTY .....	(69)
LESSON TWENTY-ONE .....	(70)

## LESSON ONE

### Exercises (练习)

1. Read out these capital letters and put in the small letters (朗读这些大写字母, 并填入小写字母):

G \_ A \_ F \_ C \_ B \_ D \_ E \_

2. Read out these small letters and put in the capital letters (朗读这些小写字母, 并填入大写字母):

d \_ g \_ f \_ a \_ e \_ b \_ c \_

3. Give the Chinese for these (把这些词译成汉语):

bag \_ bee \_ face \_ bed \_

4. Give the English for these (把这些词译成英语):

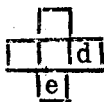
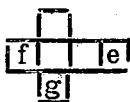
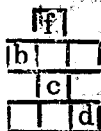
床 \_ 蜜蜂 \_ 脸 \_ 书包 \_

5. Put in the missing letters and read out these words (填入所缺的字母, 并读出这些单词):

\_ EE    \_ ACE    B \_ D    BA \_

\_ ee    \_ ace    b \_ d    ba \_

6. Put in the missing letters (填入所缺的字母):



## LESSON TWO

### Exercises

1. Put in the missing letters (填入所缺的字母):

C \_ I \_ K \_    C \_ K \_    \_ ACE    HA \_ D

c \_ i \_ k    c \_ k \_    \_ ace    ha \_ d

B \_ KE    \_ EE    B \_ D    BA \_

b \_ ke    \_ ee    b \_ d    ba \_

2. Give the English for these (把这些单词译成英语):

床 \_\_\_\_\_ 自行车 \_\_\_\_\_ 脸 \_\_\_\_\_ 手 \_\_\_\_\_ 小鸡 \_\_\_\_\_

蜜蜂 \_\_\_\_\_ 蛋糕 \_\_\_\_\_ 书包 \_\_\_\_\_

3. Give the Chinese for these (把这些单词译成汉语):

cake \_\_\_\_\_ bee \_\_\_\_\_ hand \_\_\_\_\_ bag \_\_\_\_\_

FACE \_\_\_\_\_ CHICK \_\_\_\_\_ BED \_\_\_\_\_ BIKE \_\_\_\_\_

4. Read out these letters (朗读这些字母):

E	F	D
A	G	H
M	F	L
I	J	K

N	L	G
K	M	A
C	H	B
E	D	I

l	k	i
m	j	h
f	e	g
d	b	a

c	g	k
n	l	e
f	m	a
b	i	h

5. Put in the missing letters (填入所缺的字母):

		h			d
f		c			

c		i		k	
		e			

## LESSON THREE

### Exercises

1. Read out the small letters and put in the capital letters (朗读这些小写字母, 并填入大写字母):

b \_ d \_ p \_ q \_ t \_ j \_ o \_ a \_ e \_ c \_ f \_ i \_  
g \_ k \_ m \_ n \_ h \_ s \_ r \_ l \_

2. Read out the capital letters and put in the small letters (朗读这些大写字母, 并填入小写字母):

Q \_ A \_ P \_ D \_ F \_ B \_  
G \_ N \_ K \_ I \_ L \_ J \_  
H \_ M \_ S \_ T \_ R \_ E \_

3. Give the English for these (把这些词译成英语):

小鸡 _____	钢笔 _____	狗 _____
书包 _____	糕点 _____	蜜蜂 _____
手 _____	脸 _____	小刀 _____
自行车 _____	床 _____	轮船 _____
玫瑰花 _____	吉普车 _____	

4. Give the Chinese for these (把这些词译成汉语):

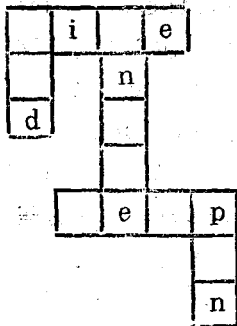
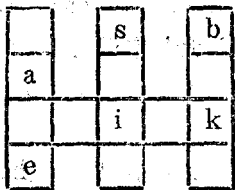
rose _____	chick _____	bee _____
ship _____	bike _____	face _____
jeep _____	knife _____	bag _____
hand _____	dog _____	bed _____
cake _____	pen _____	

5. Put in the missing letters (填入所缺的字母):





j\_\_p    h\_\_n\_\_    c\_\_k\_\_    kn\_\_f\_\_  
 r\_\_s\_\_    ch\_\_k\_\_    \_\_h\_\_p    f\_\_c\_\_  
 b\_\_k\_\_

6. Put in the missing letters (填入所缺的字母):



7. Read out these letters (朗读下列字母):



## LESSON FOUR

### Exercises

1. Read out the small letters and put in the capital letters (朗读这些小写字母, 并填入大写字母):

p\_\_l\_\_a\_\_n\_\_e\_\_b\_\_u\_\_s\_\_d\_\_  
 o\_\_g\_\_w\_\_r\_\_v\_\_c\_\_i\_\_x\_\_f\_\_

h \_ z \_ j \_ m \_ y \_ q \_ t \_ k \_

2. Read out the capital letters and put in the small letters (朗读这些大写字母, 并填入小写字母):

O \_ R \_ A \_ N \_ G \_ E \_ S \_ H \_

I \_ P \_ W \_ J \_ K \_ D \_ B \_ C \_

L \_ X \_ F \_ M \_ Y \_ Q \_ T \_ Z \_

U \_ V \_

3. Put in the missing letters (填入所缺的字母):

r \_ se or \_ \_ ge j \_ \_ p sh \_ p ch \_ \_ k

c \_ \_ t k \_ \_ fe f \_ ce st \_ d \_ nt a \_ \_ le

d \_ g h \_ \_ d pl \_ \_ e e \_ g c \_ \_ e sh \_ \_ p

b \_ \_ e b \_ s

4. Give the English for these (把这些词译成英语):

学生 \_\_\_\_\_ 轮船 \_\_\_\_\_ 飞机 \_\_\_\_\_

小刀 \_\_\_\_\_ 苹果 \_\_\_\_\_ 书包 \_\_\_\_\_

自行车 \_\_\_\_\_ 蛋 \_\_\_\_\_ 手 \_\_\_\_\_

上衣 \_\_\_\_\_ 糕点 \_\_\_\_\_ 床 \_\_\_\_\_

公共汽车 \_\_\_\_\_ 羊 \_\_\_\_\_ 脸 \_\_\_\_\_

蜜蜂 \_\_\_\_\_

5. Give the Chinese for these (把这些词译成汉语):

bike \_\_\_\_\_ cake \_\_\_\_\_ face \_\_\_\_\_

knife \_\_\_\_\_ hand \_\_\_\_\_ apple \_\_\_\_\_

bag \_\_\_\_\_ bee \_\_\_\_\_ student \_\_\_\_\_

ship \_\_\_\_\_ plane \_\_\_\_\_ bed \_\_\_\_\_

coat \_\_\_\_\_ egg \_\_\_\_\_ bus \_\_\_\_\_

sheep \_\_\_\_\_

6. Put in the missing capital letters in alphabetical order (按照字母表顺序填入所缺的大写字母):

A \_ C D \_ F \_ H I J \_ L \_  
N \_ P \_ R S \_ \_ V \_ X \_ Z

7. Put in the missing small letters in alphabetical order (按照字母表顺序填入所缺的小写字母):

\_ b c \_ e \_ \_ h i \_ k \_ m n  
o \_ \_ r \_ \_ u v \_ x \_ z

## LESSON FIVE

### Exercises

1. Read out these letters and words (朗读这些字母和单词):

B b { bag bed bee  
bike bus

C c { cake face  
chick coat

D d { bed dog  
hand student

G g { bag dog  
egg orange

N n { hand knife orange  
pen plane student

P p { apple jeep pen  
plane ship

S s { bus sheep  
ship student

2. Read out the small letters and put in the capital letters (朗读这些小写字母, 并填入大写字母):

b \_ d \_ e \_ g \_ h \_ k \_ m \_ p \_ q \_  
r \_ t \_ u \_ w \_ y \_

3. Read out the capital letters and put in the small letters (朗读这些大写字母, 并填入小写字母):

A \_ C \_ F \_ I \_ J \_ L \_ N \_ O \_ R \_  
S \_ V \_ X \_ Z \_

4. Put in the missing letters (填入所缺的字母):

b \_ s st \_ d \_ nt \_ r \_ nge c \_ \_ t \_ d \_ g  
sh \_ p sh \_ \_ p chi \_ \_ b \_ k \_ r \_ s \_  
\_ ni \_ e j \_ \_ p b \_ d \_ pp \_ e p \_ a \_ e  
h \_ n \_ \_ ak \_ \_ ac \_

5. Give the English for these (把这些词译成英语):

飞机 _____	轮船 _____	公共汽车 _____
吉普车 _____	羊 _____	狗 _____
小鸡 _____	蜜蜂 _____	学生 _____
书包 _____	钢笔 _____	小刀 _____
苹果 _____	桔子 _____	点心 _____
蛋 _____		

6. Give the Chinese for these (把这些词译成汉语):

face _____	cake _____	plane _____
apple _____	bike _____	sheep _____
jeep _____	bee _____	pen _____
egg _____	dog _____	orange _____
chick _____	ship _____	knife _____

## LESSON SIX

### Exercises

1. Put in the missing letters (填入所缺的字母):

p \_ n c \_ l   w h \_ t   c h \_ \_ r   d \_ s k   t h \_ t   t h \_ s  
b \_ \_ k   a \_ \_ l e   j \_ \_ p   b \_ k \_   f \_ c \_  
c \_ k \_   \_ r \_ n g \_   k n \_ f \_   r \_ s \_   b \_ e

2. Read out these letters (朗读这些字母):

A. D. (公元) B. C. (公元前)

p. m. (下午) a.m. (上午)

C. P. C. (中国共产党)

P. L. A. (人民解放军)

3. Put in the missing words (填入所缺的单词):

1) This is \_ pen. That is \_ orange.

2) This is \_ egg. That is \_ cake.

3) This is \_ apple. That is \_ rose.

4) This is \_ jeep. That is \_ plane.

5) \_\_\_\_\_ is this? It's \_\_\_\_\_ chick.

6) \_\_\_\_\_ is that? It's \_\_\_\_\_ sheep.

4. Give the English for these (把这些单词译成英语):

羊 \_\_\_\_\_      轮船 \_\_\_\_\_      书桌 \_\_\_\_\_

椅子 \_\_\_\_\_      床 \_\_\_\_\_      书包 \_\_\_\_\_

那个 \_\_\_\_\_      这个 \_\_\_\_\_      钢笔 \_\_\_\_\_

铅笔 \_\_\_\_\_      飞机 \_\_\_\_\_      小刀 \_\_\_\_\_

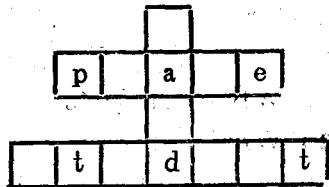
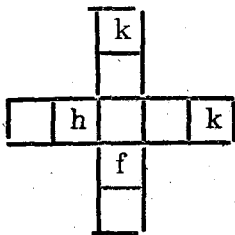
桔子 \_\_\_\_\_      苹果 \_\_\_\_\_      上衣 \_\_\_\_\_

是\_\_\_\_\_ 脸\_\_\_\_\_ 手\_\_\_\_\_ 学生\_\_\_\_\_  
 它\_\_\_\_\_ 自行车\_\_\_\_\_ 什么\_\_\_\_\_

5. Give the English for these (把这些句子译成英语):

- 1) 这是一支钢笔。
- 2) 那是一支铅笔。
- 3) 这是一架飞机。
- 4) 那是一辆吉普车。
- 5) 这是一张课桌。
- 6) 那是一把椅子。
- 7) 这是什么? 它是一只羊。
- 8) 那是什么? 它是一只小鸡。
- 9) 这是什么? 它是一个桔子。
- 10) 那是什么? 它是一个苹果。

6. Put in the missing letters (填入所缺的字母):



## LESSON SEVEN

### Exercises

1. Put in the missing letters (填入所缺的字母):

c\_l\_\_ur y\_ll\_w p\_nc\_l sh\_\_p

ch\_\_r b\_\_n\_\_n\_\_ d\_\_g w\_\_y bl\_\_e wh\_\_t  
d\_\_sk y\_\_s c\_\_t l\_\_ck r\_\_ng\_\_ e\_\_g  
st\_\_d\_\_t t\_\_t t\_\_s n\_\_f\_\_

2. Turn these into questions and then give answers

(把这些句子变为问句, 然后回答):

- 1) This is a pencil.    2) That is an orange.
- 3) This is a knife.    4) That is an egg.
- 5) This is a blue bike.
- 6) That is a white sheep.

3. Fill in the blanks (填空):

- 1) This is \_\_\_\_\_ red pencil.
- 2) That is \_\_\_\_\_ apple.
- 3) This is \_\_\_\_\_ orange.
- 4) That is \_\_\_\_\_ green jeep.
- 5) This is \_\_\_\_\_ white plane.
- 6) That is \_\_\_\_\_ orange coat.
- 7) What colour is \_\_\_\_\_ orange?
- 8) What colour is \_\_\_\_\_ apple?

4. Turn these into questions (把这些句子变为问句):

Model: This is a desk. → What is this?

It is red. → What colour is it?

- 1) This is a chair. It is yellow.
- 2) That is an apple. It is red.
- 3) This is a bike. It is black.
- 4) That is a coat. It is orange.

5. Answer these questions,





