

LOOK!

新世纪 少儿英语

2

学生用书
Pupil's Book



[英] L.G.亚历山大 (L.G.Alexander)

[中] 戴炜栋 (Dai Weidong)



上海外语教育出版社

LONGMAN




LOOK!

新世纪 少儿英语

2

学生用书
Pupil's Book



[英] L·G·亚历山大 (L.G.Alexander)

[中] 戴炜栋 (Dai Weidong)

WJ
外教社 上海外语教育出版社

LONGMAN

图书在版编目(CIP)数据

新世纪少儿英语(第2册)学生用书/(英)亚历山大(Alexander, L.G.)编;
戴炜栋改编. —上海:上海外语教育出版社, 2002
ISBN 7-81080-406-5

I.新… II.①亚… ②戴… III.英语课—中小学—教材 IV.G634.413
中国版本图书馆CIP数据核字(2002)第017667号

图字: 09-2002-555号

© Longman Asia Limited 1997

All the rights reserved; no part of this publication may be reproduced, stored in a retrieval system, or transmitted in any form or by any means, electronic, mechanical, photocopying, recording or otherwise, without the prior written permission of the Publishers.

First published 1997

Adapted from *Look, Listen and Learn!* by L.G. Alexander

王冬梅 译注

凡无防伪标贴者即为未经授权之版本, 不得销售,
且本书出版者及版权持有者将予以追究。

出版发行: 上海外语教育出版社

(上海外国语大学内) 邮编: 200083

电 话: 021-65425300 (总机), 35051812 (发行部)

电子邮箱: bookinfo@sflep.com.cn

网 址: <http://www.sflep.com.cn> <http://www.sflep.com>

责任编辑: 韩天霖

印 刷: 常熟市华顺印刷有限公司

经 销: 新华书店上海发行所

开 本: 787×1092 1/16 印张 5 字数 120 千字

版 次: 2002年12月第1版 2003年9月第2次印刷

印 数: 8 000 册

书 号: ISBN 7-81080-406-5 / G · 195

定 价: 12.50 元

本版图书如有印装质量问题, 可向本社调换

Contents

Lesson 1	Wash your hands.	2
Lesson 2	Show them to me.	4
Lesson 3	Bring me that ball.	6
Lesson 4	Show Dan and Katie.	8
Lesson 5	Look at my boat.	10
Lesson 6	Can you stand on your head?	12
Lesson 7	We can't swim!	14
Lesson 8	What are you doing?	16
Lesson 9	We're playing hopscotch.	18
Lesson 10	Is he turning off the light?	20
Lesson 11	Now the dog's swimming.	22
Lesson 12	Dan isn't listening.	24
Lesson 13	How old are you?	26
Lesson 14	They're eating and drinking.	28
Lesson 15	There's a man next to that box.	30
Lesson 16	Are there any letters?	32
Lesson 17	Bring me some jam.	34
Lesson 18	Pass me some white chalk.	36
Lesson 19	Is there any sugar in this tea?	38
Lesson 20	Take a piece of paper.	40
Lesson 21	There aren't many oranges.	42
Lesson 22	There isn't much jam.	44
Lesson 23	I don't like chicken.	46
Lesson 24	Do you want any beans?	48
Lesson 25	My mom wants...	50
Lesson 26	We want Dad's hat.	52
Lesson 27	We want to watch TV.	54
Lesson 28	Mom wants to buy ...	56
Lesson 29	Sarah's from Australia.	58
Lesson 30	I'm from Japan.	60

附录 1	课文参考译文	62
------	--------	----

附录 2	词汇表	72
------	-----	----

出版前言

《新世纪少儿英语》(*Look!*) 的原版从国际著名教材出版公司——朗文出版公司引进, 由本社改编出版, 为国际著名英语教育专家 **L.G.Alexander** 继《看、听、学》(3L) 和《新概念英语》之后, 根据非英语国家中小学生的实际情况专门编写出版的又一力作。教材共分 6 级, 每级包括学生用书、练习册和教师用书各一册。本社出版的版本为英汉双语改编本。经过改编和注释, 本教材更符合中国少儿外语教学需要。

本教程以语法为基础, 注重大量扩充日常生活词汇, 授课、练习及写作训练遵循一套设计合理而完善的基本程序。


学生用书每级各由 30 课组成, 每课集中于一个基本语法点, 并将听力训练和阅读内容与口语操练内容分置于左右页, 清晰明确, 有利于教师和学生针对不同的重点进行强化训练。各级难度循序渐进, 坡度平缓, 符合中小学生的学习心理和习惯。学完 6 册学生用书, 学生词汇量可达 1200 词, 能掌握英语语言中的所有基本语法点, 听懂简单的会话和故事, 并能用所学词汇进行日常交际, 而教材的 5、6 级中增加的阅读课更是有助于增长学生的科学知识, 开阔视野。

本套教材取材于日常生活, 语言地道、风趣而又实用。此外, 课本配有生动活泼的插图, 制作精美, 色彩明快, 可以在视觉上吸引学生的注意力, 进一步强化学习效果。本套教材将成为少儿学习英语的良师益友。

Lesson 1

Wash your hands.

Hurry up, Dan and Katie.
It's eight o'clock.



Wash your hands and
brush your teeth.



Put on your clothes.



Eat your breakfast.



Sorry, Dan.
Vacation's over.

Oh, Mom.



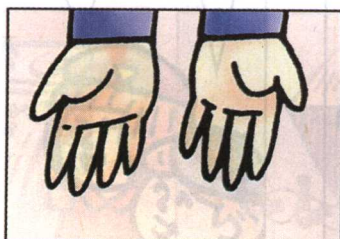
Goodbye!

Bye, Mom.




Wash your hands.

Wash your



hands



face

Put on your



shirt




cap

Look at that



bird



bike

Listen to that





truck



plane

Lesson 2

Show them to me.




Point
and
say

Look at that newspaper. Pass it to me.
Look at those spoons. Pass them to me.




newspaper




kite

Pass it to me.

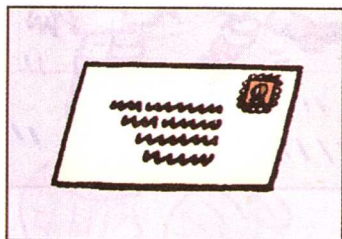


spoons




forks

Pass them to me.




letter




package

Show it to me.



stamps



photos

Show them to me.

Lesson 3

Bring me that ball.



Point
and
say

Show me that shirt.
Show me those pants.



Show me that

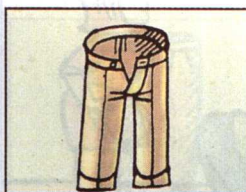


shirt



jacket

Show me those



pants



socks



Bring me that



plate




spoon


Bring me those



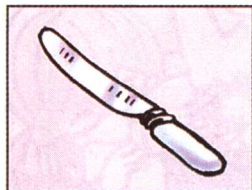
plates




spoons



Pass us that

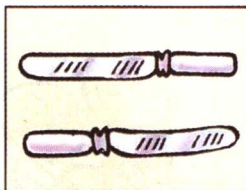


knife

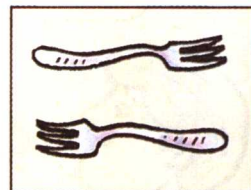


fork




Pass us those



knives



forks



Point
and
say

Show her that shirt.
Show her those pants.



Show her that




shirt



coat

Show her those




pants



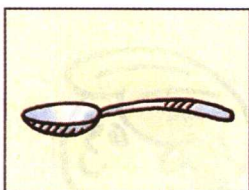
socks



Bring him that




plate

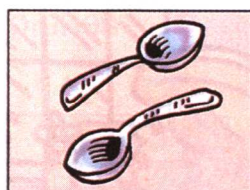


spoon

Bring him those



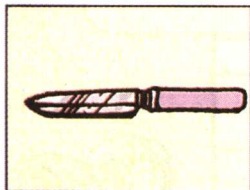
plates



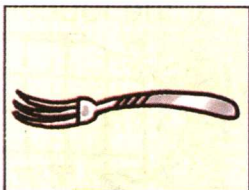
spoons



Pass them that

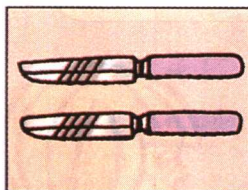


knife

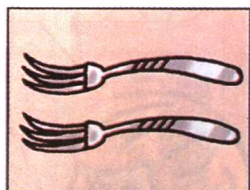


fork

Pass them those







knives




forks

Lesson 5


Look at my boat.



Look at my




coat




shirt

Listen to those




birds




planes

Turn on the



light




radio

Turn off the








faucet



radio

Lesson 6

Can you stand on your head?



Can Dan ride a horse?
Can Dan ride a bike?

No, he can't
Yes, he can.

can't

Dan



ride a horse

can



ride a bike

Katie



make a paper boat




make a paper hat

the cat



see the bird



see the bird's nest

Tim
and
Pete



play basketball



play soccer