



全国英语教学法专家袁昌寰
指导推荐用书



新课标 人教

走向 优等生

同步学习与测评

七年级(上)

本册主编/刘 忻

英语
新目标

给你带得走的能力，
不是背不动的书包

7



- 权威专家指导推荐
- 梳理知识精讲巧练
- 新课标理念融入其中
- 学习应试有机结合
- 视野开阔全面兼容
- 教辅图书的创新力作



北京教育出版社



全国英语教学法专家袁昌寰
指导推荐用书

★★★★★

新课标 人教

走向 优生

同步学习与测评

七年级(上)

本册主编/刘 忻

英语
新目标

给你带得走的能力，
不是背不动的书包

7



- 权威专家指导推荐
- 梳理知识精讲巧练
- 新课标理念融入其中
- 学习应试有机结合
- 视野开阔全面兼容
- 教辅图书的创新力作



北京教育出版社

本册编者:刘忻 许国彩 王鹏举
刘水兰 李晓磊 胡波

走向优等生·同步学习与测评

英语·七年级(上)

(新目标·人教版)

指导专家 袁昌寰

本册主编 刘忻

*

北京教育出版社出版

(北京北三环中路6号)

邮政编码:100011

网 址:www.bph.com.cn

北京出版社出版集团总发行

新华书店经销

北京市朝阳展望印刷厂印刷

*

787×1092 16开本 11.5印张

2004年5月第1版 2004年5月第1次印刷

印数1-10 000册

ISBN 7-5303-3307-0

G·3233 定价:14.00元

给你一种带得走的能力

◎ 选择《走向优生》的五大理由

首先感谢你选择了《走向优生》丛书！《走向优生》新课标版从灵活实用的内容、富有创意的体例到清新雅致的整体效果，处处凝聚着所有编创人员对学习方法和方式所进行的有价值的总结和有益的尝试。在走向优等生的道路上，她将教给你一种带得走的能力……

权威专家指导推荐

丛书是在多位权威教学法专家的指导、把关和直接参与下，以北京教学一线教师为主体，精心打造而成，是全国唯一一套教学法专家指导推荐用书。

梳理知识精讲巧练

丛书从便于学生理解和掌握的角度安排体例，以方法、能力为编写主线，梳理知识，搭建知识网络，精讲巧练，让学生在掌握知识要点的过程中自觉地举一反三、触类旁通。

新课标理念贯彻始终















丛书以新课标理念为指导思想，按照“三维”目标安排内容，注重学生学习的自主性、互动性、探究性，引导学生自觉地概括知识中隐含的学习方法，领悟其中蕴涵的思维模式，培养科学的学习习惯。

素质教育与应试有机结合

丛书是素质教育与应试技能培养有机结合的一种全新探索，突出对知识的总结和要点归纳，并配以相应练习，希望以“同步学习+测评”的形式，更快地提高你的学习水平和应试能力。

视野开阔全面兼容

丛书涵盖小学、初中、高中各个学段，严格按照教育部颁发的《课程标准》的新思维、新理念编写，注重学段目标培养，在以一种版本为主的同时，兼顾其他同类教材，极大地扩展了丛书的适用范围。

- | | |
|--|---|
|  Unit 1
1 My name's Gina. |  Unit 9
95 Do you want to go to a movie? |
|  Unit 2
11 Is this your pencil? |  Unit 10
102 Can you play the guitar? |
|  Unit 3
24 This is my sister. |  Unit 11
116 What time do you go to school? |
|  Unit 4
37 Where's my backpack? |  Unit 12
123 My favorite subject is science. |
|  Unit 5
51 Do you have a soccer ball? |  Unit 13
129 Where is your pen pal from? |
|  Unit 6
62 Do you like bananas? |  Unit 14
137 I'm watching TV.
147 期末测试
155 Keys to the exercises (听力材料及参考答案) |
|  Unit 7
71 How much are these pants?
79 期中测试 | |
|  Unit 8
87 When is your birthday? | |

Unit 1

● My name's Gina.

● 单元学习目标

语言功能	<ul style="list-style-type: none"> · 介绍自己 · 问候某人 · 关于电话号码的问答
语言目标	<ul style="list-style-type: none"> · 用 hello, hi 打招呼 · 介绍自己, 并询问他人姓名 · 数字 0~9 · 电话号码的表达方式
语言结构	<ul style="list-style-type: none"> · be 的一般现在时形式 · what 引导的特殊疑问句 · 形容词性物主代词: my, your, his, her
重点词汇	hi, hello, what, name, phone number, first name, last name

● 单元语言点解析

1. my pron. 我的

my 是 I (我) 的所有格, 属于形容词性物主代词, 后面接名词。类似的还有 your (你的), his (他的), her (她的), their (他们的), its (它的)。如:

Where's my hat? 我的帽子在哪里?

Her name is Joan. 她的名字叫琼。

2. is v. 是

系动词 be 包括 am, is, are。人称不同, 系动词的形式也不同。第一人称单数 I 用 am, 第三人称单数用 is, 第二人称和各种复数人称用 are。

I am ...	He / She / It is ...	You / We / They are ...
----------	----------------------	-------------------------

I am a new student. 我是新来的学生。

He is from America. 他来自美国。

Are you going to play football? 你要去踢足球吗?

在口语中多用简略形式: I am = I'm; he is = he's; she is = she's; it is = it's;
you are = you're; we are = we're; they are = they're

3. nice adj. 好的; 令人愉快的; 宜人的

Nice to see you. 见到你很高兴。

It's such a nice day. Why not go for a swim? 天气这么好, 为什么不去游泳呢?

4. meet v. 遇见, 碰见 (某人); 相遇; 相逢

Pleased to meet you. 见到你很高兴。

I am worried I will meet Henry on the bus. 我担心会在公共汽车上碰到亨利。

5. first name 名字; last name 姓

first name 相当于 given name; last name 相当于 family name。

Can I have your last name? 我可以知道你姓什么吗?

His name is John Smith. You can call him by his first name. 他的姓名是约翰·史密斯。
你可以叫他的名字。

6. phone number = telephone number 电话号码

May I have your phone number? 我可以知道你的电话号码吗?

Please fill in your address and telephone number. 请把你的地址和电话号码填上。




GREETINGS (打招呼 and 问候)

1. — Hello / Hi, Tom! — Hello / Hi, Linda!	2. — Good morning, class. — Good morning, Ms Lee.
3. — How are you? — Fine, thank you. And you? — I'm fine, too. Thanks.	4. — Nice to meet you. — Nice to meet you, too.
5. — How do you do! — How do you do!	6. — See you next time. — See you.

INTRODUCTION (介绍)


1. — Hello, I'm Jim. — Hi, Jim. I'm Stella.	2. — What's your / her / his name? — My / Her / His name is Peter.
3. — My name is Lucy. — I'm Steven. Nice to meet you.	4. — What's your telephone number? — My telephone number is 69577546.
5. — What's your first name? — My first name is Denny.	6. — Jean, this is Phillip. Phillip, this is Jean. — Nice to meet you, Phillip. — Nice to meet you, Jean.


知识点

What (*pron. & adj.*) 在本课是特殊疑问词, 表示“什么”, 用于句首。它引导的特殊疑问句的语序为: What + 一般疑问句。如:

What is your name? 你叫什么名字?

What is your telephone number? 你的电话号码是多少?


背景知识

有关英语国家姓名和称谓的知识, 如下所示:

姓名

1. 名 + 姓, 如: John Wilson; Peter Smith。
2. 名 + 第二名字 (常是父、母等长辈的名或姓) + 姓, 如: Edward Adam Davis。
3. 名字常有昵称, 如: 称 David 为 Dave, 称 Tom 为 Tommy。
4. 妇女婚后常随夫姓, 如: Marie Curie。

称谓

1. Mr / Ms / Mrs / Miss + 姓 (或加姓名), 如: Mr Wilson (或 Mr John Wilson)。
2. 除 Dr / Prof / Captain 等少数词外, 一般表职务、职业或职称的词不用于称谓, 如: 不说 Teacher Wang。
3. 亲朋好友之间, 常直呼其名或昵称, 如: David 或 Dave; 但对亲戚长辈, 常用“称呼 + 名”, 如: Uncle Tom。

单元自我评价

Listening

I. Listen and write the numbers.

1. _____ 2. _____ 3. _____ 4. _____
5. _____ 6. _____ 7. _____ 8. _____

II. Listen and circle the names you hear.


Mark Paul Tony Bill Linda Kate Ben Jenny Zhou Yang

III. Listen and match the names and telephone numbers.

- () David a. 51605746
() Wei Lin b. 62038197
() Jim c. 84991382
() Joan d. 63431609

IV. Listen and match the conversations and photos.


Conversation	1	2	3	4
Photo	d			



a



b



c




d


Using Language

I. Put the sentences in the correct order.

- () My name's Jean.
() Hello, Jean.
() Hello. I'm Petra. What's your name?




- () Fine, thanks.
() Hi, Claudia. How are you?
() Hello, Tim.
() Very well, thanks. And you?



3. () Good morning!
 () Nice to meet you.
 () I'm Li Wei. What's your name?
 (1) Good morning!
 () Nice to meet you, too.
 () My name is George.



4. () It's 87793601.
 (1) Hello, I'm Mary.
 () Brown. My name is Mary Brown.
 () What's your last name, Mary?
 () What's your phone number, Zhao Qiang?
 () Hi, I'm Zhao Qiang. Nice to meet you.



II . Match the numbers and words.

twelve	23	eighteen	22	twenty-eight	14	twenty-one	25	
fifteen	13	nineteen	12	18	twenty-nine	15	thirty	11
twenty	27	seventeen	20	fourteen	24	sixteen	21	29
twenty-seven	14	twenty-three	24	twenty-two	17	twenty-four		
28	eleven	twenty-five	19	twenty-six	30	thirteen		

III . Put the words in the correct order.

EXAMPLE : you / How / are / ?

How are you?

1. name / What's / your / ?
-

2. Mary / I'm / Hello
-

3. you / to / Nice / meet

4. name's / Raquel / My

5. is / name / Her / his / Linda / is / name / Tony / and

6. your / What's / name / first / ?

7. number / What's / her / telephone / ?

8. last / is / Barnes / name / His

IV. Complete the conversations.

1. — Hello. My _____ is Pierre Dupont.

— What's your _____ ?

— Alice. Alice Brooks.

2. — Hello, Klaus. _____ are you?

— _____, thanks. And _____ ?

— Very _____, _____.

3. — Pierre, this is Sandy Smith. Sandy, _____ Pierre Dupont.

— Hello, Pierre.

— _____, Sandy.

V. Fill in the blanks with the proper sentences.


A. My name is Kate.

B. Good morning!

C. What's your name?

D. Nice to meet you, Kate.

(1)



Good morning!

(2)

(3)

(4)


Nice to meet you, too.




VI. Choose the correct answers.

1. _____ your name?
 A. It's B. What's C. My name's
2. _____! Nice to meet you!
 A. Yes B. Very good C. Hello
3. My last name is _____.
 A. Smith B. Mary C. Tom
4. — How are you?
 — _____.
 A. Thank you B. It's ok C. Fine, thank you
5. His first name _____ Jim.
 A. am B. is C. are
6. — What's your phone number?
 — _____.
 A. It's 88467165
 B. They're 62325567
 C. My is 82376054
7. — Hello. I'm Jean.
 — _____.
 A. Hi, Jean. He's George.
 B. Hello, Gina. I'm Linda.
 C. Hi, Jean. I'm Linda.
8. — What's her name?
 — _____.
 A. His name is Peter.
 B. Her name is Alice.
 C. Her name is David.
9. His name is _____.
 A. Michael Lee B. Moore Bob C. Joan Smith
10. Her name is _____.
 A. Liuming B. Liu Ming C. liu ming


V. Look at the ID card and fill in the other three.

	FIRST NAME
	James
	LAST NAME
	Suarez
TELEPHONE NUMBER	
57648901	

Your own ID card:

	FIRST NAME
	LAST NAME
	ENGLISH NAME
	SCHOOL
	TELEPHONE NUMBER

Introduce two classmates:

	FIRST NAME
	LAST NAME
	ENGLISH NAME
	TELEPHONE NUMBER



FIRST NAME

LAST NAME

ENGLISH NAME

TELEPHONE NUMBER

VI. Translation.

1. How are you? _____
2. Fine, thanks. And you? _____
3. What's your name? _____
4. My name's David. _____
5. What's your last name? _____
6. His first name is John. _____
7. What's your telephone number? _____
8. My telephone number is 69250978. _____

Checking Yourself

I. Write down the useful words you have learned in this unit. (写出本单元学到的生词。)

II. Write down the useful structures you have learned in this unit. (写出本单元学到的句型结构。)

III. What grammar have you learned in this unit? (本单元学到了什么语法?)

Unit 2

Is this your pencil?

单元学习目标

语言功能	· 辨认物品的所有者 · 询问物品的所属，以及英语中对应的表达法
语言目标	· 对物品的所属进行提问和回答
语言结构	· 指示代词: this, that · 问句及其简单回答 (Yes. / No.) · 句型: How do you spell pencil?
重点词汇	pencil, pen, book, eraser, ruler, case, backpack, baseball, watch, key, computer game, notebook, ring, dictionary

单元语言点解析

1. **this / that** *pron. & adj.* 这; 这个 / 那; 那个

this 和 that 是指示代词, this 指时间、距离较近的或下面要提到的人或事物; that 指时间、距离较远或前面已经提到过的人或事物。如:

This is my desk. That is his desk. 这是我的书桌, 那是他的书桌。

— Is this your room? 这是你的房间吗?

— Yes, it is. / No, it isn't. It's Mary's room. 是的, 它是。/ 不, 不是。它是玛丽的房间。

2. **pencil** *n.* 铅笔

a blue (colored) pencil 蓝色 (彩色) 铅笔 an eyebrow pencil 眉笔

pencil sharpener 铅笔刀; 转笔刀 write with a pencil (in pencil) 用铅笔写

3. **pen** *n.* 钢笔

a ballpoint pen 圆珠笔

pen friend 笔友

pen name 笔名

4. **book** *n.* 书

a book by Lu Xun 鲁迅写的书 a secondhand book dealer 二手书商
bookmark 书签 bookshop / bookstore 书店 bookshelf 书架

5. **eraser** *n.* (美) 橡皮; 板擦 = **rubber** (英) 橡皮

6. **ruler** *n.* 尺子

a 12-inch ruler 一把十二英寸的尺子

7. **case** *n.* 箱子; 盒子

This is my pencil case (pencil-box). 这是我的铅笔盒。

8. **backpack** *n.* 双肩背包 = (英) **rucksack**

9. **dictionary** *n.* 字典; 词典

an English-Chinese dictionary 英汉词典 a Chinese-English dictionary 汉英词典
You can look up the new word in the dictionary. 你可以在词典里查这个生词。

10. **no** *adv.* 不; 不是

(1) 是 *yes* 的反义词, 表示否定。

— Are you a doctor? 你是医生吗?

— No, I'm a nurse. 不, 我是护士。

(2) 等于 *not one or not any*。

There's no food left in the fridge. (= There is not any food left in the fridge.)
冰箱里没有吃的了。

(3) 用于某些标志上, 表明禁止做什么。

No parking. 禁止停车。 No smoking. 禁止吸烟。

11. **sorry** *adj.* 抱歉的; 遗憾的; 难过的

I'm sorry. I'm wrong. 对不起, 我错了。

I'm sorry about this bad news. 得知这个坏消息我很难过。

12. **thank** *v.* 感谢

Thank you very much. 非常感谢你。

Thank you for your help. 感谢你的帮助。

13. **in** *prep.* 在……里面; 用 (表示方法、媒介等)

There are a lot of people in the room. 屋子里有好多人。

Do you know how to say this in English? 你知道用英语怎么说吗?

14. **how** *adv.* 如何; 怎样; 多么

How do you spell your name? 你的名字怎么拼写?

I don't know how to get to your house. 我不知道如何到你家。

How nice it is! 今天天气多好啊!