

朗文
外研社



新概念英语

JUNIOR NEW CONCEPT ENGLISH

青少版 (入门级 B)

Starter B

学生用书 Students' Book

Julia Alexander (英) 主编
Carol Skinner (英) 著



外语教学与研究出版社
FOREIGN LANGUAGE TEACHING AND RESEARCH PRESS



LONGMAN 朗文

赠MP3和DVD

京权图字：01-2010-6085

© Foreign Language Teaching and Research Press 2010

This book is in copyright. No production of any part may take place without the written permission of Foreign Language Teaching and Research Press.

本书版权由外语教学与研究出版社所有。本书任何部分之文字及图片，如未获得本社书面同意，不得用任何方式抄袭、节录或翻印。

This edition is for sale in the mainland of China only, excluding Hong Kong SAR, Macao SAR and Taiwan Province, and may not be bought for export therefrom.

只限中华人民共和国境内销售，不包括香港特别行政区、澳门特别行政区及台湾省。不得出口。


图书在版编目(CIP)数据

新概念英语青少版学生用书 = Junior New Concept English Students' Book Starter. 入门级. B / (英)亚历山大(Alexander, J.)主编; (英)斯金纳(Skinner, C.)著. — 北京: 外语教学与研究出版社, 2010.12 (2011.10 重印)

ISBN 978-7-5135-0287-0

I. ①新… II. ①亚… ②斯… III. ①英语—教材 IV. ①H31

中国版本图书馆CIP数据核字(2010)第208486号



出版人：蔡剑峰

责任编辑：韩蜜 杨岚

封面设计：蔡曼

版式设计：北京水长流文化发展有限公司

插图：Craig Boldman (美) 北京华鸿嘉伟

出版发行：外语教学与研究出版社

社址：北京市西三环北路19号(100089)

网址：<http://www.fltrp.com>

印刷：北京利丰雅高长城印刷有限公司

开本：889×1194 1/16

印张：6.5

版次：2010年12月第1版 2011年10月第3次印刷

书号：ISBN 978-7-5135-0287-0

定价：35.00元(赠1张MP3, 1张DVD)

* * *

购书咨询：(010)88819929 电子邮箱：club@fltrp.com

如有印刷、装订质量问题，请与出版社联系

联系电话：(010)61207896 电子邮箱：zhijian@fltrp.com

制售盗版必究 举报查实奖励

版权保护办公室举报电话：(010)88817519

物料号：202870101

Contents



Unit 1 That's my father!

Lesson 1 2 Lesson 2 4 Lesson 3 6

Unit 2 This is our house.

Lesson 1 8 Lesson 2 10 Lesson 3 12

Unit 3 Get off the bed!

Lesson 1 14 Lesson 2 16 Lesson 3 18

Unit 4 It's time for lunch!

Lesson 1 20 Lesson 2 22 Lesson 3 24

Unit 5 That's Ted's puppet.

Lesson 1 26 Lesson 2 28 Lesson 3 30

Unit 6 This is my uncle's farm.

Lesson 1 32 Lesson 2 34 Lesson 3 36

Unit 7 What super food!

Lesson 1 38 Lesson 2 40 Lesson 3 42

Unit 8 They're Dad's shoes!

Lesson 144 Lesson 246 Lesson 3 48

Unit 9 They're happy dogs.

Lesson 150 Lesson 252 Lesson 3 54

Unit 10 What pretty flowers!

Lesson 1 56 Lesson 258 Lesson 3 60

Unit 11 Nineteen bones in the house!

Lesson 1 62 Lesson 264 Lesson 366

Unit 12 Hide behind the bush!

Lesson 1 68 Lesson 2 70 Lesson 3 72

Unit 13 I can dance!

Lesson 174 Lesson 276 Lesson 3 78

Unit 14 They're amazing!

Lesson 180 Lesson 282 Lesson 3 84

Unit 15 Let's play football!

Lesson 1 86 Lesson 288 Lesson 3 90

Wordlist92



朗文
外研社



新概念英语

JUNIOR NEW CONCEPT ENGLISH

青少版 (入门级 B)

Starter B

学生用书
Students' Book

Julia Alexander (英) 主编
Carol Skinner (英) 著



外语教学与研究出版社
FOREIGN LANGUAGE TEACHING AND RESEARCH PRESS

LONGMAN 朗文

试读结束，需要全本请下载：www.etlongbook.com

赠MP3和DVD

UNIT 1

That's my father!

LESSON 1

A Listen, read and say.



Panel 1: A red car drives by. A speech bubble says "Hello!".

Panel 2: A boy asks "Hello! Is that your mum?". A woman replies "No, it isn't. That's my aunt." A dog barks "Woof! Woof!".

Panel 3: A boy asks "And that's my uncle?". A woman replies "Yes, it is. And that's my grandmother and my cousin." A dog barks "Woof! Woof!".

Panel 4: A boy asks "Is that your grandfather?". A woman replies "That's my father." A dog barks "Woof! Woof!".

Panel 5: A boy says "Hi, Dad!". A woman replies "Hi, Dad!". A dog barks "Woof! Woof!".

Panel 6: A boy says "Look! That's my mother!". A woman replies "Hello, Mum!". A dog barks "Woof! Woof!".

Panel 7: A boy says "Oh!". A woman replies "Don't be silly!". A dog barks "Woof! Woof!".

B Listen and say.



grand-
father



grand-
mother



father



mother



uncle

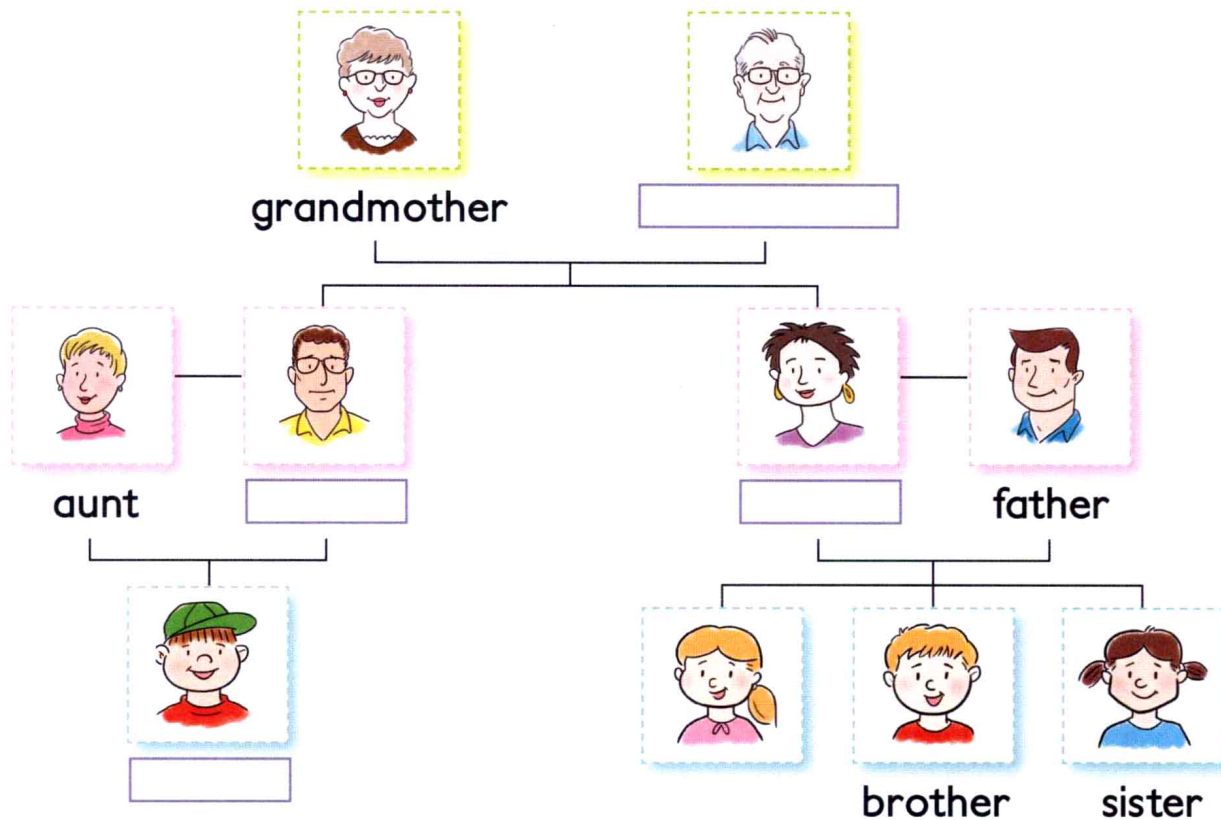


aunt




cousin

C Write.



D Draw your family and talk about it.



that

That's my aunt.

Is that your grandfather?


Yes, it is.

No, it isn't.

that's = that is

it isn't = it is not

E Listen and act.



LESSON 2

A Listen, read and say.



B Listen and say.



man




woman



Who ... ?

Who's that? It's Max.
Who's that man? He's the king.
Who's = Who is

C Listen and act.



D Listen and tick. Then match.



- 1 He's my teacher.
She's my teacher.
- 2 He's the nurse.
She's the nurse.
- 3 He's the policeman.
She's the policewoman.
- 4 He's the doctor.
She's the doctor.
- 5 He's the tall dancer.
She's the tall dancer.
- 6 He's the king.
She's the queen.



E Read and write the names. Then listen and sing.





Who's that boy?
That's my brother.
That's Tim!
He's thin.


Who's that girl?
That's my sister.
That's Pat!
She's fat.





My family by Peg











Who's that boy?
That's my cousin.
That's Paul!
He's tall.

Who's that girl?
That's my cousin.
That's Tiddle!
She's little.

LESSON 3

A Read.

'Who's that boy? He's tall and thin.
His T-shirt is blue and his cap is green.'
'That's my brother. That's Tom.'
'Who's that woman behind Tom?
She's short and fat.'
'Sh! Be quiet! That's his teacher!'



B Circle the correct answer.

- 1 The boy is tall short.
- 2 He's ~~fat~~ thin.
- 3 His cap is ~~blue~~ green.
- 4 His T-shirt is ~~blue~~ green.
- 5 His name is ~~Fred~~ Tom.
- 6 The teacher is ~~behind~~ in front of Tom.

C Join the sentences.

- 1 He's short. He's thin.
He's short and thin. _____
- 2 My T-shirt is big. My T-shirt is blue.

- 3 She's tall. She's fat.

- 4 Her cap is red. Her cap is yellow.

- 5 Mike is tall. Mike is thin.

D Write the sentences and questions.


- 1 that boy? who's
Who's that boy? _____
- 2 my sister. that's

- 3 is tall your mum and thin.

- 4 that who is woman?

- 5 your is that cousin?

E Listen and say.




Jennifer is a singer.
 Her brother is a teacher.
 Her sister is a dancer.
 That's her mother
 In the green sweater.
 And that's her father
 With the hamburger.

F Listen and spell. Then say and match.



- 1 M O T H E R
- 2 _ A _ _ E R
- 3 S _ N G _ _
- 4 _ E A _ _ E _
- 5 _ A _ B _ R _ E _



G Play the game.



UNIT 2

This is our house.

LESSON 1

A Listen, read and say.



This is our house.

Welcome!

Is this your kitchen?

Yes, it is.

This is our sitting room.

Thanks!

Lucky dog!

Very nice!

Is that their bedroom?

Yes! That's their bedroom.

This is fun!

That isn't fun!

B Listen and say.



bedroom



house

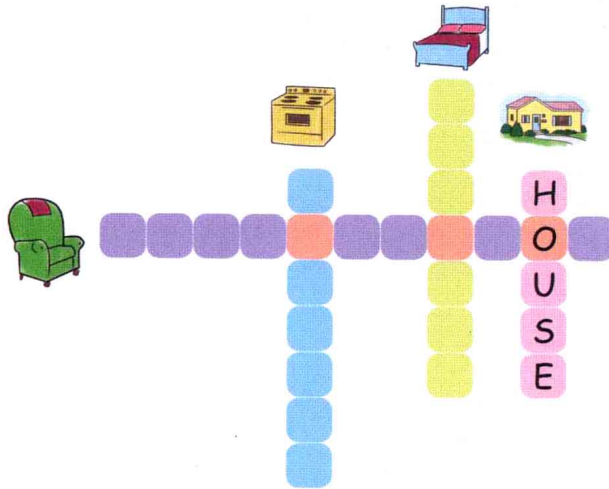


kitchen



sitting room

C Write.



D Write *This is* or *That's*. Then say.

1 This is our bedroom.



2 _____ their sitting room.



3 _____ our house.



4 _____ their kitchen.



5 _____ your sitting room.



our your their

This is **our** house.
Is this **your** kitchen?
Yes, it is.
No, it isn't.
That's **their** bedroom.
Is that **their** bedroom?
Yes, it is.
No, it isn't.



E Listen and circle. Then write.



1 Is this our house?
No, it isn't.



2 Is that our house?
Yes, _____.



3 Is that their house?
Yes, _____.




4 Is this our house?
No, _____.



LESSON 2

A Listen, read and say.



B Listen and say.





bathroom between dining room next to



Where ... ?
Where's Pop?
He's in the dining room.
Where's = Where is


C Listen and act.



Where's Peg?

She's in the bathroom.




D Listen and write *b* (bedroom), *ba* (bathroom), *k* (kitchen), *d* (dining room), *s* (sitting room). 

- 1 k 2 s 3 b d
 4 ba 5 d s 6 k d ba


E Look at Exercise D . Play the game. 



F Listen and sing. 



Where is **Max**?
 He's in the house.
 In the house.
 In the house.
 Where is **Max**?
 He's in the house.
 He's in the **kitchen**.




Where is **Peg**?
 She's in the house.
 In the house.
 In the house.
 Where is **Peg**?
 She's in the house.
 She's in the **dining room**.



LESSON 3

A Read.




My name's Mike. That's my sister, Emma, in front of our house.
 In our house, the kitchen is next to the dining room.
 The sitting room is between a big bedroom and a little bedroom.
 Look at my mum and dad! They're in their bedroom!
 Their bedroom is big and yellow.
 My bedroom is little and blue.

B Tick the correct answer.

- 1 Who's that in front of the house?
 - a Emma
 - b Mike
- 2 Where's the kitchen?
 - a next to the sitting room
 - b next to the dining room
- 3 Where's the sitting room?
 - a between a big bedroom and a little bedroom
 - b between the kitchen and the dining room
- 4 Who's that in the big bedroom?
 - a mum and dad
 - b Emma and Mike
- 5 What colour is the big bedroom?
 - a blue
 - b yellow
- 6 What colour is the little bedroom?
 - a blue
 - b yellow

C Listen and say.



This is my mother.
 This is my father.
 Where's my brother?
 He's in the bath.
 I think!

That's our grandmother.
 That's our grandfather.
 That's their dog.
 Look at its big mouth and teeth!



D Listen and say. Then listen and tick.



	this	thanks
father	✓	
mouth		✓
brother		
teeth		

	this	thanks
think		
their		
that		
bath		

E Play the game.

