

管理学经典入门教材 (英文改编版)

商务沟通

原则与实践

(第8版)

Ronald B. Adler Jeanne Marquardt Elmhorst 著

配有学
生光盘



Communicating at Work:

Principles and Practices for Business and the Professions



北京大学出版社
PEKING UNIVERSITY PRESS

管理学经典入门教材 (英文改编版)

商务沟通

原则与实践

(第8版)

Ronald B. Adler Jeanne Marquardt Elmhurst 著

Communicating at Work:
Principles and Practices
for Business and the Professions



北京大学出版社
PEKING UNIVERSITY PRESS

北京市版权局著作权合同登记图字：01-2005-0566 号

图书在版编目(CIP)数据

商务沟通：原则与实践(第8版)/阿德勒(Adler, R. B.)等著. —英文改编版. —北京：北京大学出版社, 2005. 7

(管理学经典入门教材)

ISBN 7-301-09061-7

I. 商… II. 阿… III. 人际关系学—高等学校—教材—英文 IV. C912.1

中国版本图书馆 CIP 数据核字(2005)第 045293 号

Ronald B. Adler, Jeanne Marquardt Elmhurst

Communicating at Work: Principles and Practices for Business and the Professions, eighth edition

ISBN: 0-07-111221-9

Copyright © 2005 by McGraw-Hill Companies, Inc.

Original language published by The McGraw-Hill Companies, Inc. All rights reserved. No part of this publication may be reproduced or distributed by any means, or stored in a database or retrieval system, without the prior written permission of the publisher.

Authorized English language reprint edition jointly published by McGraw-Hill Education(Asia) Co. and Peking University Press. This edition is authorized for sale in the People's Republic of China only, excluding Hong Kong, Macao SARs and Taiwan. Unauthorized export of this edition is a violation of the Copyright Act. Violation of this Law is subject to Civil and Criminal Penalties.

本书英文影印版由北京大学出版社和美国麦格劳-希尔教育出版(亚洲)公司合作出版。此版本仅限在中华人民共和国境内(不包括中国香港、澳门特别行政区及中国台湾地区)销售。未经许可之出口,视为违反著作权法,将受法律之制裁。

未经出版者预先书面许可,不得以任何方式复制或抄袭本书的任何部分。

本书封面贴有 McGraw-Hill 公司防伪标签,无标签者不得销售。

书 名：商务沟通：原则与实践(第8版)

著作责任者：Ronald B. Adler Jeanne Marquardt Elmhurst 著

责任编辑：李 娟

标准书号：ISBN 7-301-09061-7/F·1115

出版发行：北京大学出版社

地 址：北京市海淀区中关村北京大学校内 100871

网 址：<http://cbs.pku.edu.cn> 电子信箱：em@pup.pku.edu.cn

电 话：邮购部 62752015 发行部 62750672 编辑部 62752926

排 版 者：北京浩德博文信息科技有限公司

印 刷 者：北京飞达印刷有限责任公司

经 销 者：新华书店

850 毫米×1168 毫米 16 开本 32 印张 636 千字

2005 年 7 月第 1 版 2005 年 7 月第 1 次印刷

定 价：54.00 元

出版者序言

在当前经济全球化的背景下,中国经济的发展需要大量具备扎实理论功底、了解国际规则、能够适应国际竞争需要的优秀的经济管理人才,所以,大力开展双语教学,适当引进和借鉴国外优秀的原版教材,是加快中国经济管理教育步伐,使之走向国际化的一条捷径。为此,北京大学出版社与国外著名出版公司麦格劳-希尔教育出版公司和汤姆森学习出版集团合作推出了《经济与金融经典入门教材》和《管理学经典入门教材》两套系列丛书,这两套丛书的大部分均同时包含英文版和翻译版,主要针对本科层次,目前首先推出英文版(英文影印版/英文改编版)。丛书的筛选完全是本着“出新、出好、出精”的原则,均经过北京大学及国内其他著名高校相关学者的精心挑选,分别汇集了国外经济与金融和管理学领域的经典教材,称得上是一套优中选精的丛书。

鉴于外版教材大多篇幅过长,且其中某些内容不适合我国的教学实际需要,因而我们对部分所选图书进行了必要的删节,成为英文改编版。在选书和删节的过程中,我们得到了许多老师的大力支持和帮助,在此,我们对他们表示衷心的感谢:

北京大学光华管理学院: 张一弛、张志学、杨云红、雷明、武常岐、张红霞、陆正飞、黄慧馨

中国人民大学: 李先国、杨波、胡波

中国农业大学管理学院: 陆娟

中山大学岭南学院: 贾佳

天津财经大学财政系: 张进昌

哈尔滨工业大学工商管理学院: 张莉、李国鑫

这两套丛书是对国外原版教材的直接或删节后影印,由于各个国家政治、经济、文化背景的不同,对于书中所持观点还请广大读者在阅读过程中注意加以分析和鉴别。另外,我们在对原版图书进行删节、重新编排页码的同时,为了便于读者核对使用索引,仍保留了原书的页码,因此读者在阅读过程中可能会发现有跳页现象,而且由于删节,某些文中提到的页码或内容有可能无法找到,对于由此给读者带来的诸多不便,我们深表歉意,恳请您的谅解。

我们期望本套教材的出版可以对我国经济管理学科的教学,尤其是经济管理专业本科的教学有所裨益,能够对我国经济管理学科的发展有所贡献。

一套丛书的推出和不断完善离不开大家的支持和帮助,我们也欢迎所有关心中国经济管理学科教育和发展的专家和学者及广大读者,给我们提出宝贵的意见和建议,诚挚地希望您能向我们推荐您所接触到的国外优秀的经济管理类图书。

北京大学出版社
经济与管理图书事业部
2005 年 1 月

关于本书

适用对象

本书适用于管理类本科生及所有重视职业发展的读者使用。

内容简介

《商务沟通：原则与实践》是一本简明实用的沟通教程。通过对本书的学习，学生和职场新人能从中学到工作中所需的技能，而对于那些有丰富工作经验的读者来说，如果仍觉得在人际交往能力方面有潜力可挖，也能从中学到有用的技巧和工具。本书的特点：(1)展现真实的世界，每页都包含有用的建议和事例以展示如何进行有效的交流。(2)注重交流技术，在何时以及怎样使用电子邮件、即时信息、视频会议、演示软件和其他技术方面提供建议。(3)充分考虑工作地的多样化，帮助读者与拥有不同背景的人们沟通。(4)关注与道德有关的交流，讨论交流者如何在道德观无法妥协的基础上达成目标。这些使得该书成为最广泛使用的教材。

作者简介

罗纳德·阿德勒(Ronald B. Adler)是圣塔芭芭拉城市学院(Santa Barbara City College)的教授，擅长组织和人际交流。他著有《交流中的信心：自我肯定和社会技能指南》，与人合著《了解人类交流》、《相互影响：人际间交流过程》以及广被使用的教材《知己知彼》。阿德勒教授还是许多公司、专业机构和政府部门的顾问，他在冲突解决、演说艺术、团队建设和面试技能等领域研究处于前沿地位。

珍妮·玛库特·埃尔霍斯特(Jeanne Marquardt Elmhurst)现居于美国新墨西哥州的爱伯克奇(Albuquerque)，从事人际交流方面的研究超过15年。她在威斯康星-史迪温斯波因特大学(the University of Wisconsin-Stevens Point)获得硕士学位后的三年里，一直在亚洲旅行和教书。这段经历使她对跨文化交流产生了浓厚的兴趣。她曾先后在爱伯克奇大学(the University of Albuquerque)和新墨西哥州大学(the University of New Mexico)教书，目前是爱伯克奇社区学院(Albuquerque TVI Community College)的讲师。她的课程反映了交流原则的多样化：商业和职业上、组织里、倾听的、性别上、跨文化和人际间。她还为商业和政府部门提供培训。

网址

Power Web 商务沟通在线学习中心(www.mhhe.com/adler8)是最主要的支持本书的网站。由于书中网络工具栏上列举的网络链接可能发生变化，本网站可以帮助读者定位他们所要查找的资源。网站还提供教师教学幻灯片和可下载的附件，学生也可下载有助于掌握课程概念的学习工具。书中的图标指导学生找到网站的相关资源，包括自我测验、网络练习、商业文件模板和术语卡片。

本版特色

(1) 本书增加了商务和职业陈述的类型新章节。本章为如何策划和做出最为重要和常见

的陈述,如报告、发布简报、研讨会议、建议和培训等提供详细的指南。除此之外,本章还提供了特殊场合的演讲指南。

(2) 本书全文重新编排,在保证内容不变的前提下以更加简洁的方式表达思想。例如,第4章经重新安排后,着重强调在简报发布会上的倾听技能;对于建立可信度的指导提前到第10章;组织演示的所有方式都编排在第11章。

(3) 每一章都包含新材料以帮助读者在工作中更加有效地交流。例如,新的职业建议工具栏提供了实用的建议;新的网络工具栏提供了书中相关观点的网络快速链接;新的快速索引,为策划最普遍的商业和职业沟通,如会议、面试、陈述和谈判提供方便的指南。

(4) 本版包括数十幅图片和漫画,表现沟通中面临的挑战,语言幽默。同时本书将教学设计进行了改进,将学习目标放在每章开头,明确提出读者需要学习和掌握的知识。

简要目录

第一部分 商务沟通的基础

1 工作中的沟通

2 沟通文化工作

第二部分 个人技能

4 倾听

5 人际关系技能

第三部分 面试

6 面试原则

7 面试类型

第四部分 团队工作

8 团队工作

9 有效会议

第五部分 如何进行有效陈述

10 策划

11 组织观点

13 做出陈述


14 陈述的类型

教辅产品

每本书后面附上了最新的学生用光盘,其中包括帮助学生理解和复习课程概念的学习工具。这一教学软件特别针对本书内容设计了许多问题,供学生练习。该软件还包括针对本书内容的视频片断、商业文件模板和术语卡片。

about the authors

Ronald B. Adler is on the faculty of Santa Barbara City College, where he specializes in organizational and interpersonal communication. He is the author of *Confidence in Communication: A Guide to Assertive and Social Skills* and coauthor of *Understanding Human Communication*, *Interplay: The Process of Interpersonal Communication* as well as the widely used text *Looking Out/Looking In*. Professor Adler is a consultant for a number of corporate, professional, and government clients and leads workshops in such areas as conflict resolution, presentational speaking, team building, and interviewing.



Jeanne Marquardt Elmhurst lives in Albuquerque, New Mexico, and has been involved in communication studies for over 15 years. She received her master's degree from the University of Wisconsin-Stevens Point, then travelled and taught in Asia for three years, sparking her interest in intercultural communication. She has taught at the University of Albuquerque and the University of New Mexico. She is currently an instructor at Albuquerque TVI Community College, where her courses reflect the variety in the communication discipline: business and professional, organizational, listening, gender, intercultural, and interpersonal. Jeanne also provides training for business and government clients.

preface

Few assets are more valuable to career success than the ability to communicate effectively. Technical skills alone aren't enough for job success: The ability to communicate clearly and persuasively and to understand others and work with them smoothly often makes the difference between success and failure, for both individuals and their organizations.

This edition of *Communicating at Work* is aimed at helping all career-minded readers. Novices to the business world will be introduced to skills they will need for on-the-job success. Readers who have ample job experience but recognize that there is always potential for communicating more effectively will also find useful tips and tools.

Continuing Features

The eighth edition of *Communicating at Work* continues the features that have made it the most widely used text in its market:

- A **practical, real-world focus**, with every page containing useful advice and examples about how to communicate effectively.
- A **focus on communication technology** offers tips on when and how to use tools like e-mail, instant messaging, videoconferencing, presentation software, and other technologies.
- **Strong coverage of workplace diversity** helps readers communicate with others from different backgrounds and choose approaches that work for everyone involved.
- An emphasis on **ethical communication** discusses how communicators can achieve their goals in a way that doesn't compromise moral integrity.

New to This Edition

New Chapter: Types of Business and Professional Presentations

Most business and professional presentations differ significantly from the forms taught in college public speaking classes. This chapter provides detailed guidelines for planning and delivering the most important and common types of presentations, including reports, briefings, orientations, proposals, and training. In addition, the chapter offers guidelines for speaking on special occasions, including introducing another speaker, presenting and accepting awards, giving toasts, and welcoming guests.

Streamlined Material

The body of useful information continues to grow, but academic semesters haven't gotten any longer. To keep teaching and learning manageable, the text has been edited throughout to present ideas more concisely, without sacrificing content. For example, Chapter 4 has been reorganized to emphasize listening skills in a briefer, clearer manner. Guidelines for building credibility are presented earlier (in Chapter 10) and more concisely, so speakers can apply them throughout the process of planning a presentation. All methods for organizing a presentation are now presented together in Chapter 11 instead of being split between two chapters.

New and Updated Material

Every chapter contains new material to help readers communicate more effectively on the job. Topics include the costs of poor communication in the workplace, how to avoid the pitfalls of using e-mail, how to deal with unpleasant coworkers, tips for giving feedback constructively, and guidelines for telephone meetings and videoconferences.

- **New Career Tip sidebars** These boxes offer practical advice on a diverse array of topics including cubicle etiquette, getting your message across in less than a minute, when to use logical arguments and when emotional appeals will work best, using a microphone effectively, and how to request a raise.
- **New On the Web sidebars** These provide quick links to websites that support and expand ideas from the text. New topics include: personal networking resources, finding jobs and internships abroad, jargon-detecting software, dealing with sexual harassment, negotiating ethically, virtual meetings, and resources for conducting training.
- **New Quick Guide** This laminated guide, bundled with every new book, offers a handy step-by-step guide for planning the most common types of business and professional communication: meetings, interviews, presentations, and problem-solving negotiations.

Design and Pedagogy

- **New design and illustration program** presents material in an eye-catching way. This edition includes dozens of photographs and cartoons that capture the challenges of communicating at work in a compelling, often humorous manner. For example, new cartoons poke fun at topics including poor downward communication, how technology fosters the spread of rumors, differing organizational cultures, the folly of needless win-lose competition, poor answers to interview questions, and the limitations of PowerPoint software.
- **Improved pedagogy for better learning** Learning Objectives (cognitive and behavioral) now open each chapter, showing readers exactly what they need to learn to master the material in each chapter.

Resources for Students and Instructors

- **Communicating at Work Website, the Online Learning Center** at www.mhhe.com/adler8 offers up-to-date links to the constantly growing number of sites with useful information and advice for business communicators. Since some links listed in the “On the Web” sidebars in the text may change, this site will help readers locate the resources they are seeking. The website provides instructors with PowerPoint slides and downloadable supplements and provides students with learning tools to help them master course concepts. Icons in the text direct students to relevant resources on this website, which include self-quizzes, Internet exercises, business document templates, and glossary flash cards.
- **PowerWeb** is a component of the Online Learning Center that brings information on the Internet to a course. It features current articles, curriculum-based material, and research tools. This content, which is password protected, is offered free with new copies of the text.

- **Student CD-ROM** The CD that accompanies the text contains learning tools to help students comprehend and review course concepts. These tools are fully integrated with the text through the use of CD icons in the text margins that notify students which CD tool to use. The CD contains self-quizzes, videos, business document templates, outline tutor, PowerPoint tutor, and glossary flash cards.
- **An Instructor's CD-ROM** (compatible with Macintosh and IBM computers) offers the following resources:
 - **An updated Instructor's Manual, Resource Integrator and Test Bank** by Carolyn Clark provides a wealth of teaching strategies, classroom activities, resources for professors and students, and examination questions. The Chapter Integrator section breaks each chapter down by course objectives and identifies instructional resources relevant to each objective.
 - **PowerPoint** slides of key information from the book allow instructors to present lecture material in computer-generated format.
 - **Computerized testing software** makes it easy to create examinations from the bank of existing questions, as well as allowing instructors to add new ones of their own.
- **Communication Concepts video** provides scenarios of common types of business and professional interaction for analysis. The video is available in VHS format and on the student CD-ROM.
- **PageOut: The Course Website Development Center** All online content for this text is supported by WebCT, eCollege.com, Blackboard, and other course management systems. PageOut was designed for novice instructors who are just beginning to explore Web options. Even the novice computer user can create a course website with a template provided by McGraw-Hill. To learn more about PageOut, ask your McGraw-Hill representative for details, or fill out the form at www.mhhe.com/pageout.

acknowledgments

A project of this magnitude can only succeed when a group of dedicated professionals work together. We want to express our gratitude to the editorial, marketing, and production team at McGraw-Hill: Phil Butcher, Jennie Katsaros, Leslie Oberhuber, Erin Marean, Rebecca Nordbrock, George Kokkonas, and Kathleen Boylan.

We also are indebted to the colleagues whose reviews told us what to retain and what to change in this edition:

Allen Bean, Southeast Community
College

Fritzi Bodenheimer, Montgomery College

Suzanne Buck, University of Houston

Lisa M. Millhouse, West Chester
University

Christina Michura, Central Texas
College

Reed Markham, Salt Lake Community
College

George Rodman, City University of
New York

Terry Swan, University of Mississippi

We continue to appreciate the advice of reviewers from previous editions:

Ellen Bonaguro, Northern Illinois
University

Thomas J. Costello, University of
Illinois-Urbana

Anne Cunningham, Bergen Community
College

Mary J. Hale, University of
Colorado-Boulder

John W. Haas, The University of
Tennessee

Martha J. Haun, University of Houston

Dolores Jones, Charleston Southern
University

Shirley Jones, Salt Lake Community
College

Art Kanehara, Salt Lake Community
College

Jeffrey Kellogg, University of Mississippi

Roselyn Kirk, Salt Lake Community
College

Mary L. Kish, Ithaca College

Leonard A. McCormick, Tarrant County
Junior College

Josef D. Moorehead, California State
University-Sacramento

James Quisenberry, Moorhead State
University

L. Marianne Taylor, Tri-County
Technical College

Ted Spencer, Eastern Washington
University

Francine Sulinski, University of
Maine-Orono

Loretta Walker, Salt Lake Community
College

Edgar B. Wycoff, University of Central
Florida

Ronald B. Adler

Jeanne M. Elmhurst

Proposals

In a proposal you advocate that your audience take specific action. Some proposals, like the city council appeal described above, are aimed at external audiences. Other proposals are focused on internal audiences. You might, for example, try to persuade management to support a ride-sharing program or reimburse employees for educational costs, or you might try to convince your boss to give you more staffing support or a raise in pay. (See the Career Tip on page 445 for advice on this subject.)

Whatever the topic and audience, the most straightforward approach for a proposal is the problem-solution approach described in Chapter 11. While the particulars will vary, each section of this two-part approach is likely to include information listed here:

1. *Introduce the problem*
 - a. Demonstrate nature of problem in terms the audience will understand.
 - b. Show undesirable consequences of the problem.
 - c. Highlight ethical dimensions of the situation (current situation is wrong).
 - d. Provide causal analysis of the situation (how did this develop?).
2. *Provide a solution (with supporting evidence)*
 - a. Describe the positive consequences of your proposal.
 - b. Show how your proposal will avoid bad consequences.
 - c. Highlight the ethical reasons for your approach. Show why it's the right thing to do.
 - d. Address the feasibility of your proposal. Show that it can be done: cost, time, motivation, etc. Include an operational timeline to strengthen the proposal.

Here, in outline form, is how the problem-solution plan would look in the body of a presentation proposing an employee wellness program:

- I. Health-related problems are hurting our company [Problem]
 - A. Health costs are increasing
 1. Insurance premiums are increasing
 2. Out-of-pocket expenses for employees are growing
 - B. Productivity is declining due to employee health problems
 1. Absenteeism is growing
 2. Workers who stay on the job are less productive
 3. Some employees are leaving us due to health problems
- II. A wellness program could reduce the impact of these problems [Solution]
 - A. Elements of a program
 1. Nutrition education
 2. Exercise education
 3. Substance-abuse counseling
 - B. Benefits
 1. Healthier employees
 2. More-productive employees
 3. Lower health costs (insurance and out of pocket)

New Chapter on Business Presentations

Chapter 14, *Types of Presentations*, provides the tools for planning and delivering the most important types of on-the-job presentations including reports, briefings, orientations, training, and proposals.

New Photos and Illustrations

Dozens of photographs and cartoons capture the challenges of communicating at work in a compelling, often humorous manner.



career tip

Working in Virtual Teams

1. Use time zones to your advantage. Hanging on work to team members further to the west allows greater extension than working in the other direction. Remember: Asia is a day ahead of the United States; Europe is a half- to a full day behind.
2. Use e-mail to express some of the emotions, personal thoughts, and feelings that you would not have to face communally. Doing so can build confidence and the human feeling that virtual teams may lack without face-to-face communication.
3. Consider using "back channels" (telephone, personal e-mail) to confer directly with one or more team members when you need to deal with issues and relationship personally in a way that will save the group time and effort.
4. Do a trial run of any technical support-renderer. They check that they can be opened, or whether anything is lost in transmission; check that all versions of equipment interact with other team members' versions.
5. Be sure that you get input from all team members—or at least those who are most

Source: Adapted from William W. Wines, "Tip for Teams," *Compuserve* 11/14/97, p. 12.

Approaches to Working in Groups and Teams

Throughout most of the history of organizations, the importance of centralized leadership in groups went unquestioned. The common thinking was that one needed an effective group functioning on the presence of a leader who could motivate members and make final decisions. Recently, however, experts in business and professional communications have come to recognize another approach to group functioning that puts more of the power into the hands of members. Since both of these approaches—centralized and decentralized—are common in today's workplace, the following pages will look at how communication operates in each one.

Centralized Leadership

The difference between effective and ineffective leaders can be dramatic. A young team gets a new coach and, with the same players, begins winning against the same opponents; a demoralized division gets a new sales manager, and sales increase; a production crew gets a new supervisor and workers who once spent

Technology In the Workplace

Technology is constantly changing the business environment. This text covers the latest developments and offers guidelines and advice for using the new technologies.

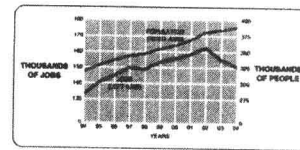


FIGURE 12.11 Multiple Line Graph

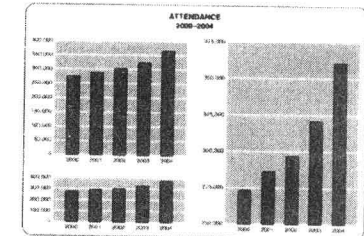


FIGURE 12.12 The same data can be presented by comparing horizontal and vertical grid and area of graphs. These graphs were created by using Microsoft Excel 2000.

Tips for using presentation software.

on the web

Technology for Virtual Meetings

For simple teleconferences, most phone companies provide a service where three or more people can hold a conference call. Then you can set up three conference lines or a four-part one based on a video conference. Check with your telephone provider for details.

Several commercial sites offer an array of virtual meeting services. Here is a sample:

- Internet.com (www.internet.com) has a set of a private network of coworkers and also offers a free web. Minutes of the meeting can be viewed or downloaded. It also offers a private network of coworkers and also offers a free web. Minutes of the meeting can be viewed or downloaded.

WebEx Meeting Center (www.webex.com) offers users to create teleconferences, add video to meetings, give software demonstrations, deliver presentations via the Web, and share computer applications.

rooms. Access to the meeting can view and edit shared documents or take meeting participants on a Web tour.

The LiveWire website (www.grownetprod.com/groupwire) uses a real or instant messaging or "virtual" environment to allow users to join a "shared space" that runs across local TV, hard drives and laptops, communicate and collaborate through voice, text messages, threaded discussions, drawing and word processing tools, and file sharing.

My TeleWeb (www.mylweb.com) provides a virtual meeting room with many of the features in other sites listed here. It also offers a "white board" where meeting participants can attach notes for one another to view.

With a relatively small investment, you can hold teleconferences via the Web. Use options to buy special software and access to your own Internet service. Another approach is to rent the software from a service bureau and use to servers. View such services at www.aconference.com.

teleconferences, multiple computer networks can make that sessions easy from distant meetings. It's the quickest and easiest way to hold an online meeting. Just create a "study list" of the people with whom you want to talk, and you can meet online wherever you want. Software and programs for meetings include a document sharing capability, which allows users to view and add to the same computer file from the nearby "Web" for more information about technology for online meetings.

Virtual meetings have many advantages when compared to the face-to-face variety. Most obviously, they allow people to interact for more quickly, easily, and affordably than would otherwise be possible. Virtual meetings are easier to schedule and they take less time than in-person sessions since participants don't have to wait about getting to and from the meeting site. The relative ease of holding virtual meetings makes it possible to include people who otherwise wouldn't be able to attend. Finally, the less personal nature of meetings encourages lower status members to participate in discussion more freely and avoid their position on controversial topics.

Along with these advantages, virtual meetings have some important drawbacks when compared to the in-person variety. Participants have less access to one another's nonverbal feedback, increasing the chance of misunderstanding. Just as important, they tend to exclude participants who don't have access to the necessary technology. Even when they do have all the technology, some participants who

On the Web boxes provide links to websites that support the text material. New topics include personal networking resources, finding jobs and internships abroad, and dealing with sexual harassment.

ethical challenge

Responding to Sexual Harassment

Imagine that the following incident happened to you, or to a female colleague who seeks your advice. Decide which of the seven alternatives listed on pages 89–90 is the most effective and appropriate response.

Susan Carter is one of the few female partners in a New York consulting firm. During an out-of-town planning meeting in her hotel room, the client makes a clumsy pass, knocking her over. He later apologizes, but Susan is unable to simply forget the incident.

The next day, Susan's boss, Justin Peale, calls to ask how her meeting went. She knows from the office grapevine that Justin only put her on this key account

with reluctance, feeling that the clients would feel more comfortable working with a male account representative. Susan knows that telling her boss about the incident could prejudice him against giving her future assignments. On the other hand, she knows that keeping quiet compromises her dignity and that not reporting the incident may result in the client's firm being exposed to future lawsuits. What should she do?

For a more detailed account of this incident and commentary by several executives, see J. Margetto, "Will She Fit In?" Harvard Business Review, March/April 1997, pp. 18–32.

Ethical Considerations

Throughout the text, and in "Ethical Challenge" boxes, students are invited to consider ways of incorporating ethical considerations in day-to-day work contexts. New topics include ethics involving honesty and facilitating ethical dilemma decisions.

Communication Often Presents Ethical Challenges One writer observed, "The trouble with business ethics is that many people think the phrase is an oxymoron. They hear it, giggle, and say things like, 'You mean like military intelligence, eh?'"³⁰ Despite this cynical attitude, there is a growing recognition that behaving ethically is an essential part of being an effective, promotable employee. Scandalous business practices led to the downfall of major corporations like Enron and WorldCom, and have cost others millions of dollars. As a result of these ethical lapses, sensitivity to communicating in a principled way has grown, and several hundred corporations and organizations now include an ethics officer in their organizational chart who reports directly to the chairman.³¹

Doing the ethical thing isn't always easy. On a personal level, you are likely to face conflicts between what you believe is right and what is practical. For instance, you might have to deal with a customer or colleague whose business or approval you need, but who is behaving badly—perhaps making sexist or racist remarks. After a trip together, co-workers turn in inflated expenses and expect you to do the same. Your team is under pressure to finish a project, but you recognize potential safety issues being shortcut. Besides personal challenges, sooner or later you are likely to experience situations like these where others in your organization behave in ethically questionable ways. Do you speak up when a colleague makes promises to clients that you know the company can't keep? Should you challenge your boss when he or she treats other employees unfairly or illegally? badly?

A blanket obligation to communicate ethically can be too vague to be helpful in specific situations. Some ethicists suggest these questions to help you decide how to behave in a principled manner:³²

Immanuel Kant's Categorical Imperative: Could our society continue to function if everyone acted in this fashion?

The Utilitarian Rule: Does this action do the most good for the most people over the greatest period of time?

The Golden Rule Standard: Is this the way in which I would want to be treated by others?

on the web

Business and Professional Ethics

Ethics Updates (<http://ethics.sandiego.edu/index.html>) offers multiple links to ethical theory and applied ethics information. Click on "Case Studies" to choose from over 90 case studies and the opportunity to join online discussions for each.

The Institute for Business and Professional Ethics (www.depaul.edu/ethics) promotes ethical behavior through teaching, training, and research. Its website includes links to *Business Ethics Magazine*, *The Online Journal of Ethics*, a newsletter, and ethics articles.

The U.S. Office of Government Ethics' website (www.usoge.gov) includes specific ethics topics (gifts,

honoraria, supplementing income), "What's New in Ethics?", workshops, and training materials.

The Center for the Study of Ethics in the Professions, CSEP (www.iit.edu/departments/csep), presents a newsletter, Ethics Across the Curriculum, Intercollegiate Ethics Bowl, and Online Ethics Codes (over 800 codes indexed by over 24 fields of study).

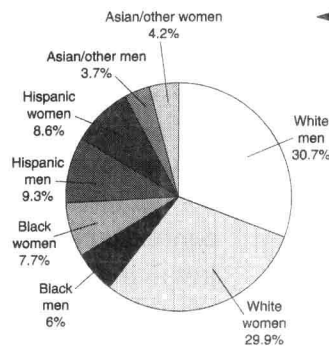
The University of British Columbia's Center for Applied Ethics (www.ethics.ubc.ca/links/index.htm) offers another variety of ethics resources.

Diversity

FIGURE 2-1
U.S. Multiethnic
Workforce

From Howard N. Fullerton, Jr., and Mitra Toossi, "Labor Force Projections to 2010: Steady Growth and Changing Composition," *Monthly Labor Review* Online 124 (November 2001). <http://www.bls.gov/opub/mlr/2001/11/art2full.pdf>.

Persons Entering Workforce, 2000-2010



Focus on Diversity

Working with people from different backgrounds is more important and more common than ever. *Communicating at Work* encourages cultural understanding by exploring issues of diversity throughout.

on the web

Learning about World Cultures

Brigham Young University's Kennedy Center has produced a series of "Culturegrams"—brief profiles of key information for travelers visiting over 100 countries and regions, from Afghanistan to Zimbabwe. Each pamphlet begins with a simple map and background on geography, history, climate, and other basic information. Communication-related information profiles personal appearance, gestures, greetings, visiting, eating, and other useful topics. For example, in Somalia, men greet each other by firmly shaking hands three times before putting that hand to their hearts. More information about Culturegrams is available on the World Wide Web at <http://www.culturegrams.com>.

Finding information about a variety of cultures within the United States and internationally can be a challenge. For culture-specific information about traveling and doing business in other countries you

can use websites of the U.S. State Department (<http://travel.state.gov/links.html>), United Nations (www.un.org), and National Geographic Society (www.nationalgeographic.com). For information on over 40 countries, see The Embassy Page (www.embpage.org), International Business Consortium (<http://cobe.boisestate.edu/ib>), Virtual Tourist (www.vtourist.com/webmap), Global Business Basics (www.getcustoms.com/articles), and Executive Planet (www.executiveplanet.com).

For an interesting account of 10 faux pas in intercultural communication, go to www.marybosrock.com/fauxpas.htm. For excellent books on intercultural business and living in general and in specific countries, visit Intercultural Press (www.interculturalpress.com). Click on "Hot Links" for even more informative intercultural sites.

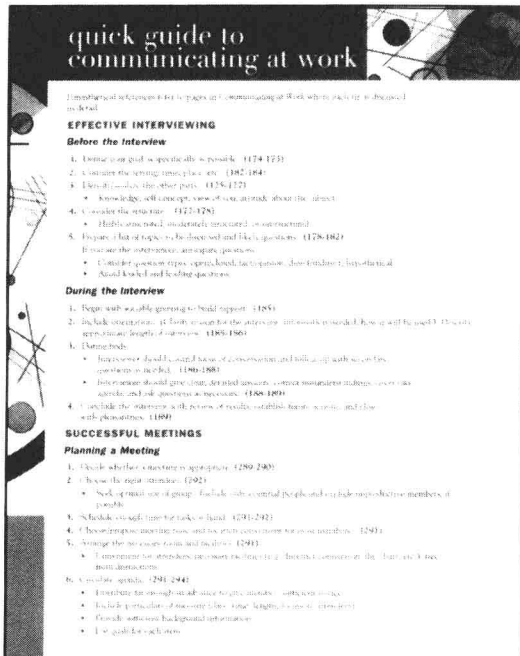
Table 2-1 *Cultural World: Intercultural Communication in the Workplace*

	U.S.	Japan	Mexico
Social unit	Individual	Group	Family
Authority structure	Egalitarian	Hierarchical	Hierarchical
Basis for authority	Competence	Seniority	Trust
Style of negotiation	Direct	Indirect	Indirect
Decision making	Individualistic	Consensus	Authoritarian
Attitude toward conflict/competition	Seeks	Avoids	Avoids
Importance of personal relationships	Beneficial	Essential	Essential
Basis for status	Money/competence	Time/position	Time/position
Rate of formality	Medium/low	High	High
Sense of history	Low	High	High
Importance of time	High	High (in business)	Low
		Low (in personal matters)	

Source: Adapted from J. R. McDaniel and J. A. Sherman, "Cultural Differences in Communication in Multicultural Organizations: Managerial Case Study," in *Intercultural Communication: A Reader*, 4th ed., eds. L. A. Samovar and J. R. Porter (Boston, CA: Wadsworth, 1990).

Insights and perspectives: Even when we acknowledge cultural variation, the fact remains that not everyone in a culture behaves identically. Figure 2-2 shows both the overlap in communication practices and the range of behavior within each one, ignoring cross-cultural variations and misinterpretations can lead to stereotyping people from different backgrounds, exaggerating and caricaturing the other culture, and judging its communication practices as radically different and implicitly wrong.

Formality: Americans take pleasure in their informality and their quickness in getting on a first-name basis with others. First names are seen as friendly and indicative of fondness and attachment. With the exception of a few countries including Thailand and Australia, business exchanges with persons from other countries tend to be much more formal. The U.S. retailing giant Wal-Mart made the strategic decision not to have greeters at its German stores, even though U.S. shoppers enjoy being welcomed as they enter its stores. Martina Meier, managing supervisor of the German public relations firm hired by Wal-Mart to manage its European debut, explained why: "As a German, I had the idea of being greeted at the door was uncomfortable. I would feel uncomfortable if someone I didn't know started talking to me."¹⁹ The use of titles varies around the world. Other than the custom of addressing physicians and surgeons as "Doctor," not many titles are used in the United States. In many other countries, though, titles are as important as showing respect. In Mexico the abbreviated title in business cards requires some skill to understand. "Lic." for example, stands for licenciado, a title used for someone with a general



New Quick Guide to Communicating at Work

This handy reference tool, bundled with every new book, offers a step-by-step guide for planning the most common types of business and professional presentations: meetings, interviews, and problem-solving negotiations.

Thought-Provoking Theme Boxes

Boxes highlight important chapter concepts.

career tip

How Much Time Does It Take to Plan a Presentation?

Mark Twain once said, "It usually takes more than three weeks to prepare a good impromptu speech." This humorous observation highlights a truth about virtually every presentation: Success comes from careful planning, and planning takes time.

Almost every inexperienced speaker underestimates the amount of time necessary to create an effective presentation. Most experts use the hour-per-minute rule of thumb: Expect to spend about 1 hour of preparation time for every minute you will be speaking. Some professionals suggest a more modest 10-to-1 ratio between preparation and speaking time. "If I'm building a new presentation from scratch, you're probably talking about at least 10 hours of research and development for one hour of delivery time," says corporate trainer Bob Pike.

Experts agree that the way you spend preparation time is more important than the actual number of hours you spend. Most suggest that analyzing your audience is essential. Even for 1-hour speeches he has delivered many times before, Pike spends at least 2 to 3 hours researching the specific audience he will be addressing. He often asks key clients to fill out questionnaires that identify their specific interests, level of knowledge, any topics, or even specific words he should avoid.

Speakers are like athletes: Time spent planning and practicing is an investment that produces winning results.

For more information on presentation planning, see Peter Zafrauskas, "Check Work: How to Make the Most of Your Preparation Time," *Presentation*, February 2002, pp. 32-40.

ethical challenge

Handling Difficult Questions

- You know that an employee has been leaving work early for the past several months. You hope he will volunteer this information, without your having to confront him. During a performance appraisal, how can you raise the issue with this employee?
- You are conducting a series of half-hour interviews with consumers, exploring their attitudes toward a variety of social issues, as part of a market research project for your employer. In the first few minutes of one session, the interviewee makes several racist comments. How do you respond?
- You are interviewing for a job you really want. The employer asks about your experience with a particular type of database software. You don't know much about this type of program, but you are confident that you can teach yourself before the job begins. How do you reply to the interviewer?

on the web

Resources for Demographic Analysis

Resources for demographic analysis are plentiful. The Pew Research Center (www.people-press.org) conducts independent research on attitudes toward public policies and news. You'll find the interactive typology (<http://people-press.org/tl/>) useful to view characteristics of various types of voters/audiences and you can participate in an interactive exercise to "type" yourself. The NES (National Election Studies) Guide to Public Opinion and Electoral Behavior hosts outstanding graphs and charts on characteristics of the electorate at www.umich.edu/~nes/nsguide/nsguide.htm. Gallup Polls on a variety of topics are at www.gallup.com and the latest U.S. Census Bureau figures are at www.census.gov. Additional information from the National Survey of Family Growth from the National Center for Health Statistics is at www.cdc.gov/nchs/nfsh.htm.