



# 跟我学泥塑

Follow me enjoy the art working

作者：史鸿萌 指导老师：朱明英



上海文化出版社





# 跟我学泥塑

Follow me enjoy the art working


作者：史鸿萌 指导老师：朱明英



上海文化出版社



Follow me enjoy the art working



ISBN 978-7-80740-600-6



9 787807 406006 >

定价：35.00元



# 跟我学泥塑

Follow me enjoy the art working

作者：史鸿萌 指导老师：朱明英



YZL10890114839

上海文化出版社



## 我的心里话 My sentiment

赤、橙、黄、绿、青、蓝、紫，这是彩虹的颜色，也是我幸福童年的颜色。我的童年正如彩虹般缤纷绚丽、多姿多彩。我爱看书，爱弹琴，爱运动……我还有个最彩色、最童话般的爱好——做工艺品。

Red, orange, yellow, green, cyan, blue and purple, this is the rainbow's color. They are also the color of my lovely childhood. My childhood was exactly like the colorful rainbow, which had a lot of fun and happiness. I like to read books, play piano, do sports.... And I also have a colorful hobby – making handcraft.

我第一次走进朱老师的工艺教室，还是在小学一年级的時候。当时的情景我至今记忆犹新，教室靠墙排着一个个大大的橱柜，橱柜上放满了精致可爱的手工作品。丝网制成的花、纸浆粘贴出来的画、小珠子穿成的手镯、软陶装饰的彩蛋……好多好多东西。还有那些橡皮泥捏成的造型逼真的小动物，旁边再配上小房子和花草树木。当时，我的视线一下子就被吸引住了，就像那走入仙境的爱丽丝，仿佛来到了梦中的童话世界。我一边贪婪地看着，一边心中惊叹：太可爱了！太好玩了！我一定要学会做它们！从那时起，我的兴趣爱好中又增加了一项——做工艺品，至今没有中断。

It was in my first grade of primary school when I went into the teacher Zhu's handcraft classroom. I will never forget the scene, there were several big cabinets along the wall, a lot of beautiful handcrafts are allocated in the shelves. Webby flowers, paints made of paper pulp, bracelet of small bead, potter eggs... There were several cute animals made by plasticine decorated by small house, flowers, grasses and trees. I was totally attracted, like Alice went into the fairyland, I felt that I was coming into a fairy tale world. I was so excited and decided to learn it. From then on, I added a new hobby – handcraft and I still enjoy it now.

回想起第一次上课，是用橡皮泥学做“母鸡下蛋”。可一开始并不是捏母鸡，而是拿着橡皮泥搓圆球。我搓不好，于是就不断地捏扁重来。就像达芬奇画鸡蛋一样，搓了

好多个圆之后，我捏橡皮泥的“基本功”练成了。接着就跟着老师一步步做母鸡身体，鸡冠、嘴巴、尾巴、翅膀，然后做鸡蛋，最后再做棵树。两个小时的课，不知不觉的，时间一下子就过去了，我一点都不觉得累。当妈妈进来接我时，我正在“埋头造树”，我说：“我要把它做好再走。”结果，由于我粗手笨脚却要“精益求精”，妈妈在一旁等了好长时间。直到现在，妈妈还时常开玩笑地问我：“你做事情一定要做好才罢休的习惯，是不是从做手工开始的呀？”哎，好像是的。

As I recalled my first class, the lesson was “Hen Brooding.” However, the start step was not making hen but making ball by plasticine. I cannot knead the ball very well at beginning, so I had to start from scratch again and again, like Vinci painted the eggs. After several practices, I learnt how to knead. Then I started to make body, cockscomb, mouth, wings, tail, eggs and tree. Each class was two hours, but I felt time was flying and never got tired. When Mum came to pick me up, I was still working on the tree. Since I was not experienced and also wanted to make it perfect, Mum waited there for a long time. Till now, Mum still makes joke with me – “Did you make a good habit of doing things well from the handcraft?” Yeah, Maybe.

后来，随着一堂堂手工课的继续，我慢慢学会了许多。于是，我开始不安于现状起来，总想着在老师教我做的手工作品上再来点“自我创造”。比如，老师教我做软陶手镯时，需要先制作带有各色花纹的“花片”，看着“花片”中梅花的图案，我就想能不能换成星星的形状呀，接着就开始边动脑筋边动手干起来，结果试了两次还真做成了。于是每次上课，我都会来点与众不同。再后来，在我参加的各项工艺比赛上，我的特色作品屡屡获奖。

After that, I learnt a lot from the class, and I tried to add something in the work. For an example, teacher taught me how to make potter bracelet. There was some decoration portion with flower shape, like plum blossom. Then I tried to replace it with star shape. After several trials, I made it. Since then, I always added some “innovation” in the classroom. I also got many awards in the handcraft competitions afterwards.

现在，我已经变得心灵手巧啦！课余休闲时，我总喜欢动手做些手工。我用橡皮泥捏的动物，各种姿态的人物都越来越精致漂亮了。我还将一些亲手做的工艺作品作为礼物送给亲戚朋友，他们收到我的礼物都觉得很漂亮很有意义，每个人都忍不住会夸上几句。这时，我心中充满了自豪感和满足感。

Now, I am quite good at it. I usually do some handcraft during my casual time. There were different animals, characters with different poses. I also present those handcrafts to my friends or relatives as gifts. Each of them is quite like it and thinks it is meaningful. Hearing their compliment, I feel very proud and satisfied.

2009年，我以优异的成绩考入上外附中，成为一名中学生。回想起小学一年级时，当同学们纷纷抛开“闲情逸致”，放弃兴趣爱好时，我有幸走进朱老师的工艺教室，享受动手制作工艺的乐趣，感受它带给自己的心灵手巧，体会学习成绩和兴趣爱好相辅相成。我觉得自己很幸福，在此我要深深地感谢父母和老师。谢谢父母给我自由的空间，谢谢朱老师带我走入七彩的世界。

I passed the examination and went to the Shanghai Foreign Language School affiliated to Shanghai International Studies University as a junior high school student in 2009. When I think back about the first grade in primary school, a lot of classmates gave up their hobbies, but I had the opportunity to go to the teacher Zhu's classroom, enjoy the handcraft and learn how to supplement each other between the study and hobbies. I am very happy, and like to thank my parent and teacher. Thanks my parent for the freedom they gave to me, and thanks teacher Zhu for bringing me into the colorful world.

同学们，如果你们也想拥有一个七彩的幸福童年，也想在拥有一个兴趣爱好的同时变得心灵手巧，那就赶快跟着我，我们一起开始动手学做工艺品吧！

My friends, if you would like to have a colorful childhood, and become smart and clever by owning a hobby, then follow me, let's start to learn how to make handcrafts.

史鸿萌 SHI Hongmeng

2010-6-16

## 老师的话

### Words from teacher Zhu

小鸭嬉水、猴子捞月、熊猫大联欢……看着这一个个形象生动可爱,造型栩栩如生的泥塑作品,使我感到无比的快乐和幸福,因为这些反映孩子内心世界和艺术才能的作品,是我多年来精心教学的成果。

Duck playing water, Monkey reaching to the moon, Panda gathering party... Looking at these livingly and cute clay sculptures made by my students, I feel very fulfilled and satisfied. They are the fruits of my year's effort and nurturing.

通过泥塑教学使我深感动手能力的培养对学生的智力发展有着重要的意义,深深体会到著名教育家苏霍姆林斯基说“儿童的智慧在他们的指尖上”的内涵。我在教学中因材施教,根据儿童的年龄特点设计教学,将有难度的造型制作化解为较容易掌握的各种基本形状和制作手法,让学生感到浅显易懂愿意学。同时我还以寓言故事和孩子们喜欢的卡通形象为题材,传授知识和做人的道理,寓教于乐,使泥塑制作受到了更多学生的喜爱。

Through clay art education, I firmly believe that enhancing youth's handcraft capability helps them to develop a strong intelligence foundation, and fully alive to the content which the famous educator Sukhomlinski says, "Children's intelligence lies on their finger tips". In an effort to enhance student's interest in learning handcraft making, I designed the education material according to children's age and development phrases. I broke down difficult works into chunks that are easier for students to handle. Students enjoy and learn quickly through such experiences.

泥塑制作不仅能提高学生的造型能力,陶冶情操,提升审美情趣,而且有利于提高学生的认知能力、创造能力,这是玩具或装饰品所无法替代的。泥塑制作使孩子感到更快乐更自信,更有满足感和自豪感,从而引发各方面的学习兴趣。

我的学生史鸿萌就是这样一位自信而快乐的孩子。她充满想象力和创造力,能动手



动脑学习。在学习泥塑的这些年里，她那些活灵活现的作品在全国及上海市的各级各类的比赛中屡屡获奖，展现了她的艺术天分和技巧，我为她感到自豪。这次又是她提出把泥塑制作过程编成书，要让更多的小朋友和大朋友了解和喜欢泥塑这项工艺。

Learning clay art do many goods to children's overall development. It not only helps to up level their aesthetic appreciation ability, it also develop their cognitive ability and creativeness.

My student SHI Hongmeng is such a child with confidence and happiness. She is full of imagination and creativity, and learns quickly with her hands and mind. During several years' learning of clay art, her vivid works won a lot of award in the Shanghai and national wide contest. I am proud of her. This time she recommends editing a book to record the clay art procedures so that more children could understand and enjoy this art.

现在，为了让更多的孩子学习泥塑，也让家长能和孩子一起学习娱乐，我和史鸿萌一起给读者演示、讲解泥塑的制作步骤和方法，并邀请大家跟我们一起学泥塑，掌握制作技能，在愉快的玩乐中展现才能。

To encourage more children and their parents to join in this interesting activity, I and HongMeng Shi will demonstrate the steps and methods of the clay art, and would like to invite you to join us, learn the techniques and explore your talents through the enjoyment.

朱明英

2010-6-15

# 目 录

我的心里话 *My sentiment* / 4

老师的话 *Words from teacher Zhu* / 7

## 一、准备篇

1、材料、工具 *Material* / 12

2、调色 *Color mixing* / 13

3、基本形状 *Shapes* / 14

## 二、动物篇

### A、生肖

1、老鼠抱葫芦 *Mice* / 16

2、金牛健身 *Ox* / 19

3、老虎踢足球 *Tiger* / 22

4、兔妹妹买萝卜 *Rabbit* / 26

5、端午龙舟 *Dragon* / 33

6、结束冬眠的蛇妹妹 *Snake* / 37

7、骏马奔腾 *Horse* / 40

8、羊娃娃捉迷藏 *Sheep* / 43

9、猴子摘桃 *Monkey* / 46

10、母鸡孵蛋 *Hen* / 50



11、小狗看家 Dog / 53

12、小猪吃瓜 Pig / 56

### B、春夏秋冬

1、猫头鹰捉老鼠 Owl / 59

2、春季运动会上的冠军（小龙人） Dinosaur / 63

3、彩虹桥下（乌龟和蜗牛） Tortoise And Snail / 67

4、小鸭戏水 Duck / 72

5、熊猫玩球 Panda / 75

6、堆个小雪人 Snowman / 78

## 三、植物篇

1、玫瑰花环 Rose / 82

2、栅栏边的向日葵 Sunflower / 85

3、缤纷的水果篮 Fruit / 87

4、绿色健康蔬菜 Vegetables / 90

# 准备篇



## 材料、工具 Material

1、白色、黄色、绿色、红色、蓝色、黑色橡皮泥。

Plasticines (white, yellow, green, red, blue, black)



2、剪刀一把、安全白胶一瓶。

Scissors

A bottle of white glue.

3、塑料工具


Plastic tools



4、回形针、大头针、牙签若干。

Some clips, needles, toothpicks.

## 调色 Color Mixing



黄色+红色=橙色  
Orange = Yellow + Red




黄色+蓝色=绿色  
Green = Yellow + Blue



白色+红色=粉色  
Pink = White + Red




白色+蓝色=天蓝色  
Sky blue = White + Blue




白色+紫色=淡紫色  
Mauve = White + Purple



红色+绿色=褐色  
Brown = Red + Green



红色+蓝色=紫色  
Purple = Red + Blue



白色+红色+黄色=肉色  
Carneose = White + Red + Yellow

### Tips:

黄色=yellow; 红色=red; 橙色=orange; 蓝色=blue; 绿色=green; 白色=white;  
天蓝色=sky blue; 紫色=purple; 淡紫色=mauve; 褐色=brown; 灰色=gray;  
肉色=carneose



## 基本形状 Shapes



圆球形  
Ball




水滴形  
Blob shaped block



橄榄形  
Olive shaped block



椭圆形  
Oval block



胡萝卜形  
Carrot shaped block

A large, solid red circle is positioned on the right side of the page, partially overlapping the text.

# 动物篇



# 老鼠抱葫芦

小老鼠，摘个葫芦去装油。  
Little mouse, steal the cucurbit to hold oil.

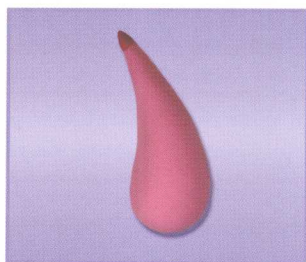


## 跟我学 Follow me




1、做身体：用粉色橡皮泥搓出一个胡萝卜形。

Making body: Use the pink plasticine to make a carrot shaped block.



2、1)胡萝卜形尖的一端稍稍弯曲；2)在胡萝卜形尖端加上一小点红色橡皮泥。

1) Bend top of carrot slightly. 2) Add tiny red plasticine in the top.



3、做耳朵：1)搓个红色圆球，然后压扁；2)如照片所示，边缘卷起。

Making ears: 1) Knead a red ball, then stave it. 2) Wrap the edge of block like picture.