


Let's Talk 1



Student's Book

大学英语基础口语教程
学生用书 1

Leo Jones



上海外语教育出版社
SHANGHAI FOREIGN LANGUAGE EDUCATION PRESS



Let's Talk

Student's Book

大学英语基础口语教程

学生用书 1

Lee Jones

WILEY-Blackwell



Let's Talk 1

Student's Book

大学英语基础口语教程
学生用书 1

Leo Jones

图书在版编目(CIP)数据

大学英语基础口语教程(1) 学生用书 / (英) 琼斯 (Jones, L) 著. —上海:
上海外语教育出版社, 2005

ISBN 7-81095-660-4

I. 大… II. 琼… III. 英语—口语—高等学校—教材 IV. H319.9

中国版本图书馆CIP数据核字(2005)第050356号

出版发行: **上海外语教育出版社**

(上海外国语大学内) 邮编: 200083

电 话: 021-65425300 (总机)

电子邮箱: bookinfo@sflep.com.cn

网 址: <http://www.sflep.com.cn> <http://www.sflep.com>

责任编辑: 刘华初

印 刷: 上海中华印刷有限公司

经 销: 新华书店上海发行所

开 本: 850×1168 1/16 印张 8.25 字数 179 千字

版 次: 2005 年 6 月第 1 版 2005 年 6 月第 1 次印刷

印 数: 30 000 册

书 号: ISBN 7-81095-660-4 / H · 252

定 价: 27.80 元 (含CD1片)

本版图书如有印装质量问题, 可向本社调换

大学英语基础口语教程 (*Let's Talk*)

第一册：学生用书(含自学 CD)
教师用书(含课堂教学 CD)
课堂教学磁带

第二册：学生用书(含自学 CD)
教师用书(含课堂教学 CD)
课堂教学磁带

第三册：学生用书(含自学 CD)
教师用书(含课堂教学 CD)
课堂教学磁带

测试手册 (含录音 CD)

二、教程框架

本教程共分三级，每级由学生用书（含自学CD）、教师用书（含课堂教学CD）和课堂教学磁带组成，并专门配有测试手册一本。

学生用书有16个单元，每单元由主题相关的A、B两篇课文组成。学完一个单元需要一到一个半小时，教师可以根据实际情况自主选择课文材料，进行有针对性的训练。自学部分（Self-study）编有节选自课文内容的听力训练，并配有CD，帮助学生尽快提高听力水平。

教师用书编有词汇讲解、教学步骤建议、练习答案、听力录音文字等内容，此外还编有供教师选用的课堂活动材料和写作练习。教师还可以登录www.cambridge.org/us/esl/letstalk/support/网站，与同行或作者就本教程进行教学经验交流，或选用网站提供的其他教学活动材料。

测试手册为本教程三册图书共用，共有六套测试试卷，供教师期中和期末考试选用，试卷听力材料附有录音CD。

最后需要说明的是，由于本教程是一套美式英语教材，有些用法和表达与英式英语不一样，如Teacher's Manual 2第22页“... an herb with sweet-smelling leaves/... an herb whose dried leaves are used in cooking”两处中，herb前面的不定冠词是an，而不是a，就是因为它在美式英语中的发音是/3:rɪb/而不是/h3:b/的缘故。以上用法我们在与剑桥大学出版社沟通后，决定保留不变。在此特别提出，敬请老师和同学们留意。

*Let's Talk*是剑桥大学出版社的一套畅销教材，内容新颖，编写科学，制作精美，配套齐全。外教社衷心希望她能满足我国大学生提高英语听说能力，尤其是口语表达能力的需要。

上海外语教育出版社

Author's acknowledgments

Many people contributed their hard work, fresh ideas, helpful encouragement, and sound advice to the *Let's Talk* series.

Thank you to the **reviewers** for their suggestions: Bruce Ballard, Nick Brideson, Steven Brown, Marin Burch, Susan Caesar, Steve Cornwell, Alexandre Figueiredo, Ardis Flenniken, Donna Fujimoto, Aretha Cibebe Galat, Sally Gearhart, Sheila Hakner, Christa Hansen, Timothy J. Hogan, Lisa Hori, Madeline Kim, Suzanne Koons, Brian Long, Declan Long, Christopher Lynch, Jackie Maguire, Marie Melenca, Paul Moore, Magali de Moraes Menti, Aphrodite Palavidis, Ane Cibebe Palma, Nevitt Reagan, Christine Salica, Rogerio Sanches, Chuck Sandy, Davee Schulte, Benjamin Fenton-Smith, Aviva Smith, and Karen Woolsey.

I would also like to acknowledge the **students** and **teachers** in the following schools and institutes who piloted materials in the initial development stages: **Boston University**, Boston, Massachusetts, U.S.A.; **Center for English Studies**, New York City, New York, U.S.A.; **Centro Cultural Brasil-Estados Unidos**, Belém, Brazil; **Nagasaki Junior College of Foreign Languages**, Nagasaki, Japan; **Nanzen Junior College**, Nagoya, Japan; **Southern Illinois University**, Niigata, Japan; **University of Pittsburgh**, Pittsburgh, Pennsylvania, U.S.A.; **University of Southern California**, Los Angeles, California, U.S.A.

Thanks to the **editorial** and **production team**: Naomi Ben-Shahar, Sylvia P. Bloch, David Bohlke, Patti Brecht, Liane Carita, Ben Clark, Sarah Coleman, Karen Davy, Steve Day, Phyllis Dolgin, Deborah Goldblatt, Nada Gordon, Sandra Graham, Susan Johnson, Rich LePage, James R. Morgan, Kathy Niemczyk, Bill Paulk, Mary Sandre, Howard Siegelman, and Mary Vaughn.

Finally, a special thanks to the Cambridge University Press **staff** and **advisors**: Jim Anderson, Kanako Aoki, Carlos Barbisan, Kathleen Corley, Riitta da Costa, Elizabeth Fuzikava, Steve Golden, Gareth Knight, Nigel McQuitty, Andy Martin, Carine Mitchell, Mark O'Neil, Colin Reublinger, Dan Schulte, Ivan Sorrentino, Ian Sutherland, Koen Van Landeghem, Su-Wei Wang, and Ellen Zlotnick.

To the student

Let's Talk 1 is about communication. It is about listening to and understanding other people's ideas, and about sharing your ideas with your fellow students.

Be brave! Mistakes are an important part of learning. You will make progress, even if you sometimes make a mistake. Your partners and teacher will correct the mistakes that prevent you from communicating effectively.

There are 16 units in *Let's Talk 1*, each containing two lessons. The lessons include these activities:

Pair work and Group work In these activities you can express your ideas and hear the ideas of other students in the class. There are many pair and group work exercises in the book so you will have plenty of speaking practice.

Listening exercises In real life it is necessary to listen carefully in order to understand new information. Each listening exercise in *Let's Talk 1* is accompanied by tasks for you to do as you listen. There are charts to fill in, notes to take, questions to answer, and matching exercises where you choose the right picture for each recording. You can discuss your reaction to the recordings in the pair or group work activities that follow most listenings.

Communication tasks In most units there is a communication task for you to do with a partner or group. Sometimes you will look at photos and decide on a story for the photos. At other times you will share information with a partner or partners. Related communication tasks are on different pages at the back of the book so that you can't read each other's information. The instructions in the lessons tell you which task to look at.

Self-study CD The CD at the back of the book contains many of the recordings used in the classroom. On pages 92 to 107 there are exercises for you to do on your own using the CD. It's best to do these *after* you finish the lesson in class.

Grammar On pages 114 to 121 there are grammar reference pages. These will help to answer any questions you have about grammar.

Let's Talk 1 will help you to enjoy using English while also increasing your vocabulary and improving your grammatical accuracy. But you've read enough for the moment – now, let's talk!

Contents

Author's acknowledgments	iv	Unit 10 Self-improvement	
To the student	v	A Can you remember?	42
Unit 1 Communicating in English		B Take my advice.	44
A Let's get to know each other!	2	Unit 11 In the city	
B Numbers and letters	4	A Out and about	46
Unit 2 Different kinds of people		B There's plenty to do.	48
A What do they look like?	6	Unit 12 Foreign customs	
B Your personality	8	A Festivals and holidays	50
Unit 3 Free time		B Mind your manners!	52
A What are your interests?	10	Review puzzles	54
B Do you like sports?	12	Unit 13 Famous people	
Unit 4 Weather and climate		A I know that name!	56
A It's going to be a beautiful day!	14	B People in history	58
B Extreme weather	16	Unit 14 Home, sweet home	
Review puzzles	18	A My dream home	60
Unit 5 Money		B Around the world	62
A Shopping	20	Unit 15 Then and now	
B Saving and spending money	22	A The good old days	64
Unit 6 Food and drink		B Fads and trends	66
A Eating out	24	Unit 16 The future	
B Food around the world	26	A Utopia?	68
Unit 7 Travel and tourism		B Wishes and dreams	70
A Close to home	28	Review puzzles	72
B Traveling the world	30	Communication tasks	74
Unit 8 Entertainment		Appendix	88
A Let's see a movie!	32	Self-study	91
B A good read	34	Self-study answer key	108
Review puzzles	36	Grammar	114
Unit 9 Health and fitness		Acknowledgments	122
A A healthy life	38		
B Sleep and dreams	40		

Let's **Talk** 1

Student's Book

Leo Jones

1A


Let's get to know each other!

Activity 1

A Pair work Look at these photos. Which people do you think are meeting for the first time?



Natalie Ted Alex



Lisa Katherine Mark

I think Ted and Natalie are meeting for the first time.

B Pair work Can you guess the order of the conversations? Number the sentences from 1 to 5.

- ①
- ☐ **Natalie:** Hi, Ted. My name's Natalie.
 - ☐ **Alex:** It's nice to meet you, too.
 - 1 **Ted:** Hello. My name is Ted.
 - ☐ **Ted:** Natalie, this is my friend Alex.
 - ☐ **Natalie:** Nice to meet you, Alex.

- ②
- ☐ **Mark:** Nice to meet you, Kate.
 - ☐ **Mark:** No, we don't. My name's Mark.
 - 1 **Mark:** Hi, Lisa. How are you?
 - ☐ **Kate:** Hi. I'm Katherine, but everyone calls me Kate.
 - ☐ **Lisa:** Not bad. Do you two know each other?

C Listen You will now hear the conversations in part B. Were your answers correct?

D Group work Work in groups of three. Practice the conversations in part B. Use your real names.

Hello. My name is Junko.

Hi, Junko. My name's ...

Activity 2

A Pair work Look at these questions. Add them to the chart below.

What are you studying?

What's your address?



What do you do?

Where are you from?


How many children are there in your family?

What's your favorite kind of music?

hometown What's your hometown? _____ <i>Where are you from?</i>	home Where do you live? _____	family How many brothers and sisters do you have? _____
school What's your major? _____	job Where do you work? _____	interests What kind of music do you like? _____

B Listen  A radio DJ is interviewing a fashion designer. Check (✓) the questions you hear. 

- ☐ What's your hometown?
☒ Where are you from?
- ☐ Where do you live?
☐ What's your address?
- ☐ How many brothers and sisters do you have?
☐ How many children are there in your family?
- ☐ What was your major?
☐ What did you study?
- ☐ Where do you work?
☐ What do you do?
- ☐ What kind of music do you like?
☐ What's your favorite kind of music?



C Pair work Interview your partner using some of the questions on this page. Take notes.

I'd like to ask you a few questions. First, where are you from?

D Join another pair Now tell your group members about your partner.

This is Martin Lee. He has two brothers and one sister. His major is ...

1B

Numbers and letters


Activity 1 A Pair work Look at the picture. Then discuss the questions below.



- How many people are there in the picture?
- How many men are there?
- How many women are there?
- How many children are there?

There are about ... people in the picture.

B Pair work Practice saying the numbers below. What other kinds of numbers can you think of?



C Pair work Ask your partner for this information. Make a list.

home address beeper number telephone number birth date

What's your home address?


My home address is ...

Activity 2

A Pair work Look at the keyboard, and read the numbers and letters out loud.



B Listen You will hear two conversations. Fill in the blanks.



Street name *Flanagan*

Man's first name

City name

Man's last name

Zip code

Cat's name

Activity 3

A Pair work Complete the chart. Be creative!

A as in <i>apple</i>	J as in	S as in
B as in	K as in	T as in
C as in	L as in	U as in
D as in	M as in	V as in
E as in	N as in	W as in
F as in	O as in	X as in
G as in	P as in	Y as in
H as in	Q as in	Z as in
I as in	R as in	

Ask your classmates to spell their names. Make a list.

How do you spell your first name?

It's V as in "violin," I-C-T-O-R.

B Communication task Work with a partner. One of you should look at Task 1 on page 74, and the other at Task 15 on page 81. You're going to do a puzzle.

2A

What do they look like?

Activity 1

A Pair work Look at these photos. Describe each person using the words in the box or your own words.

blue eyes

short hair

a round face

dark eyes

brown hair

fair skin

curly hair

thin eyebrows

gray hair

green eyes

blond hair

a nice smile



Brian



Mandy



Steven



Liz



Isabel



Paul



Carol



Michael

Brian has short hair and dark eyes.

B Pair work Put the words in the correct column. Then answer the questions below.

elderly

good-looking

handsome

medium height

middle-aged

muscular

overweight

pretty

short

tall

thin

young

Age

Height

Build

Appearance

elderly

.....

.....

.....

.....

.....

.....

.....

.....

.....

.....

.....

.....



- Which words are positive? Which are negative?
- Which word generally describes only men? only women?
- Which words can describe the people in part A?

C Group work Discuss these questions.

- Who is your best friend? Describe him or her.
- How do you describe yourself?

*Susan is my best friend.
She's tall and pretty.*

Activity 2


A Listen  Patricia is at a company picnic. She's describing four people to her husband. Write the numbers in the circles. 

1. Helen, Patricia's boss
2. Sylvia, Patricia's best friend
3. Danny, a security guard
4. Ben, Helen's assistant



B Pair work Look at these photos of some teenagers. Describe each one.



C Communication task  Work with a partner. One of you should look at Task 2 on page 74, and the other at Task 16 on page 81. You're going to see photos of the same people in part B 20 years later.

D Group work Now try to match the photos of the teenagers in part B to their photos in Tasks 2 and 16. What is different about them? What is the same?

This one looks like ...

I think this is ... because he has brown hair.

2B Your personality

Activity 1 A Pair work Match the words on the left with their opposites on the right.

calm	messy	
friendly	dishonest	
hardworking	nervous	
honest	quiet	
neat	unfriendly	
talkative	lazy	

B Pair work Which people do these words describe? Write the correct word under each picture.

adventurous careless creative funny lazy stubborn



1. funny




2. _____



3. _____



4. _____



5. _____



6. _____

C Join another pair Compare your answers. Then discuss these questions.

- Which words in parts A and B describe your personality?
- What other words describe you?
- Which words describe your parents? your best friend?

I think I'm hardworking and friendly, but stubborn.