



普通高等教育“十一五”国家级规划教材（第二版）

全国普通高等学校优秀教材一等奖（第一版）

英语口语教程

第3版 学生用书
Student's Book

Challenge to Speak

主编 姚保慧

高等教育出版社

2



普通高等教育“十一五”国家级规划教材（第二版）

全国普通高等学校优秀教材一等奖（第一版）

英语口语教程

第3版 学生用书
Student's Book

Challenge to Speak

主 编 姚保慧
副主编 李宏业
编 者 王继玲 李宏业
陈晓宁 姚保慧
张宇翔 韩金龙
Gavin A. Neal

YINGYU KOUYU JIAOCHENG

高等教育出版社·北京

2

图书在版编目(CIP)数据

英语口语教程. 2/姚保慧主编. -- 3 版. -- 北京:
高等教育出版社, 2014. 5
学生用书
ISBN 978-7-04-039713-0

I. ①英… II. ①姚… III. ①英语-口语-高等学校
-教材 IV. ①H319.9

中国版本图书馆 CIP 数据核字(2014)第 085282 号

策划编辑 贾 巍	项目编辑 甘红娜	责任编辑 韦 玮	封面设计 张 楠
版式设计 魏 亮	责任校对 甘红娜	责任印制 田 甜	

出版发行 高等教育出版社
社 址 北京市西城区德外大街 4 号
邮政编码 100120
印 刷 三河市华润印刷有限公司
开 本 850mm×1168mm 1/16
印 张 11.5
字 数 278 千字
购书热线 010-58581118
咨询电话 400-810-0598

网 址 <http://www.hep.edu.cn>
<http://www.hep.com.cn>
网上订购 <http://www.landaco.com>
<http://www.landaco.com.cn>
版 次 1998 年 7 月第 1 版
2014 年 5 月第 3 版
印 次 2014 年 5 月第 1 次印刷
定 价 30.00 元(含光盘)

本书如有缺页、倒页、脱页等质量问题,请到所购图书销售部门联系调换
版权所有 侵权必究
物 料 号 39713-00

英语专业系列教材编写委员会

主任委员：秦秀白 黄源深

委 员：（按姓氏笔画排序）

丁往道 王守仁 王桂珍 王 蔷

刘 援 邹 申 张民伦 吴 冰

钟美荪 陶 洁 虞苏美 蓝葆春

第三版前言

《英语口语教程》自1998年出版以来,受到了学界广泛的肯定,成为众多高校英语口语教学与学习的主流教材。这期间,该教材被评为普通高等教育“十五”及“十一五”国家级规划教材,并于2002年荣获全国普通高等学校优秀教材一等奖。《英语口语教程》提倡通过多种形式的口语技能训练,逐步培养学生的英语交际能力,提高学生高层次的语言表述水平,使学习者的口语纯熟流畅,正确得体。

围绕贯彻《国家中长期教育改革和发展规划纲要(2010—2020年)》,全面提升教学质量,培养创新型人才,教育部即将推出新一轮的英语专业教学改革。面对新的改革形势,我们启动了《英语口语教程》的修订工作。修订的主要目标是拓宽英语专业学生对中西方社会各个层面的认识,强化英语口语技能的训练,提高口语技能的理论水平,培养语言的综合运用能力,使学生的连贯表达能力能够得到大幅的提高。

本次修订主要涉及如下方面:

1. 更新了单元话题和课文

本版适度地调整了一些单元话题,更新了部分文章。新话题的选择更加贴近当代大学生的文化和社会生活,紧扣社会现实,兼顾中西文化,内容涉及世界和我国当代生活、经济、文化、科技等热点话题,题材丰富多样,语言生动地道。

2. 改进了练习设计

为使学生能够更多地参与到口语训练的活动中,新版教材增设了大量的练习活动,强调学生的参与,通过Role-play等形式强化学生对相关口语句型的掌握,提高学生高层次的语言表述能力。

3. 增加了有关口语技能理论的论述

为使学生能够系统地掌握口语学习的相关理论知识,各单元融入了有关口语技能理论的相关论述,使学生能将理论与实践有机地结合在一起。

《英语口语教程》(第三版)包含学生用书四册,教师用书四册。每册15个单元,每单元3—4个学时。学生用书后附有MP3光盘。我们对第三版的教师用书做了较大调整,为每个环节提供了具体多样的教学建议,并附有练习答案和大量的参考资料供教师选择使用。

本教材使用范围广泛,既可作为高校英语本科或专科口语教材,也可作为学生考级、考研和高级口语培训使用,同时还可供社会上具有一定英语基础的人员自学使用。

在本教材编写过程中,高等教育出版社提出了宝贵的意见,在此深表感谢。新西兰教师Gavin A. Neal为第三版的修订做了大量工作;美国教师Elizabeth Wilson和Clayton Olson曾为本教材的第一版做出了很大的贡献,在此深表感谢。

由于编者能力有限,教材有许多不足之处,错误在所难免,恳请广大教师和读者指正。

编者
2013年11月

To the Student (3rd Edition)

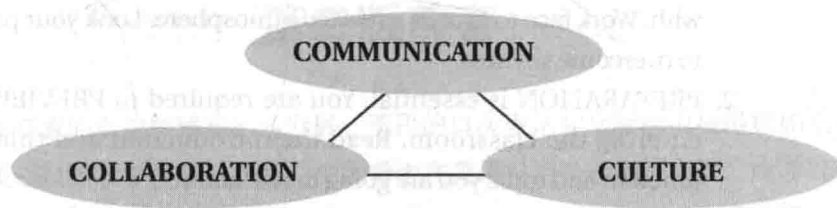
“Have you ever noted down how often and with whom you speak English in your daily life?”

This question is to draw your attention to a fact — Limited time is actually used for daily communication though you are an English major! *Challenge to Speak* is complied with the purpose of helping you to build up good communication skills through rigorous practice and various forms of language skill training. On the other hand, it aims at guiding you to become familiar with the cultural context to which a language naturally belongs. The goal is to attain fluency and appropriateness in the mastery of the language. Meanwhile as a tool for communication, it should be understood that it is necessary for you to master language skills to cover both Chinese culture and Western culture. Many communication failures have much more to do with a lack of cross-cultural understanding than with a lack of linguistic competence.

With the fast process of globalization and the rapid rise of China's position today in the international world, the Western world is showing increasing interest towards China and its development. As an English major of intermediate or advanced level, it is becoming more and more apparent that you need to further meet the challenge of a demanding world. With a view to an appreciation and respect for cross-cultural similarities and differences, this textbook hopes for a successful sharing of our own culture as well as Western culture. We wish you to acquire a solid communicative competence of this foreign language, be fully aware of the importance of understanding Chinese and Western culture and its cross-cultural features in such a way that you will be competent enough to introduce China's rich culture and amazing developments to the international world with ease.

The central idea of Book 1 and Book 2 is to challenge you to gain language competence through the study of the culture of this language. Each unit makes full use of a cultural issue with the aim to stimulate meaningful communication. Conversation models are given to show you how to master appropriate functional patterns in a wide range of social settings followed by varied forms of practice to challenge you to speak. In each unit a topic has been selected for discussion, which can be carried out in forms of narration, presentation, debate, argument or interview. These activities will be organized to guide you to communicative and linguistic competence step by step. Emphasis is laid on collaboration with you and your partners working in pairs or in groups to create a sense of community in the classroom with meaningful results.

The CCC method should work in this way:



Challenge to Speak Book 2 (Student's Book) consists of 15 units. It is accompanied with the Teacher's Book and CD. Each unit is designed for 2–3 academic hours per week for university English majors, normal university English majors, open university English majors and all intermediate level learners of English.

Part A: Way to Speak

Three or four short dialogs are given as models in varied settings. Each unit may have a focal setting, such as at the post office, at a sports meet, at the library, etc., but does not restrict the conversational context to that one situation. Actually use of a comprehensive range of situations should be encouraged. The main task for you is to master appropriateness with different functional patterns and work on basic communication skills.

Part B: Challenge to Speak

In this step intense practice should be given for the various challenges before you. These exercises move from an elementary level to an intermediate one, from guided work to free work. The purpose is to motivate you in pair work or group work without the teacher monopolizing the classroom. Creative work is expected of you.

Part C: Topic to Discuss

Culture is the way of life that a group of people share. This is also shown in the way people communicate with one another. Each country has its own culture, and in studying a foreign language we need to understand the similarities and differences between the two cultures.


In this section practical cultural issues such as time and appointments, education, money, lifestyle, dinner etiquette, etc. are presented for discussion. You are challenged to explore your own cultural background and compare it with that of the English-speaking world, and become aware of the ways in which perception of communication patterns are influenced by culture. These topics are expected to help you become more culturally proficient by viewing the differences between two cultures.

Part D: Fun to Speak

This is a section to give you time to relax and have fun. Short stories, jokes, plays, songs, riddles and amusing activities will give the classroom a change of atmosphere.

Suggestions for the Student

1. In Book 2, acquiring communicative competence is the CHALLENGE you are faced



with. Work face to face in a relaxed atmosphere. Look your partner in the eye and try to overcome shyness.

2. PREPARATION is essential. You are required to PREVIEW the materials before entering the classroom. Read the introduction and think about the language function and topic you are going to talk about.
3. LISTENING activities should be infused in your studies. Find time to listen to the MP3, but do NOT look at your textbook while listening. Imitation on how the native speaker expresses feelings and emotions is important.
4. Cultural background is meant to give further information to make the discussions richer and fuller. BROWSE through this section before you come to class. Going online is a good way to obtain further information.
5. There is no special time or order of appearance of the functional skills. They should suit your need to make your language appropriate and expressive. Build up an AWARENESS of appropriateness.
6. Request TAKING NOTES from the topic or making an outline as you prepare for class. Organized thoughts and ideas can be used as references. DO NOT READ FROM YOUR NOTES.
7. Create a sense of community. Create emotional and intellectual connections in the discussions. SHARED views and fellowship are encouraged. Partake in MEANINGFUL WORK.
8. ROLE PLAYING is where you play the part of the thinker, the doer and the participant. The purpose is to make role play move from situational to creative, from restricted to meaningful.
9. DISCUSSION is where the work covers different forms of oral activities through narration, presentation, debate, argument and so on. Do creative and imaginative work true to life. Discuss with your teacher what activities interest you and take the initiative to organize some of your own activities.
10. Be sure you are making a contribution of some kind. GRAB the opportunity as it comes your way. Do your share.
11. Follow your teacher's INSTRUCTIONS and start moving. Don't expect the teacher to ramble on about grammar and language points in this classroom.
12. You take the initiative to SPEAK MORE after class or wherever possible. Take up the CHALLENGE.

第二版前言

随着国际交流的日益频繁和迅猛发展,英语的口头表达和交际能力显得愈加重要。编者从事高校英语口语教学多年,深感对中国学生在英语口语技能训练方面,尚需进行更多层面的探索,教师不仅要帮助学生克服“张口难”的障碍,更需要把“注重口语表达”的教学原则置于一种现实而真实的文化背景和宽松而富有情趣的语言环境中去实施,以期学生掌握准确、流利而得体的英语口语。

根据《高等学校英语专业英语教学大纲》的要求,编者借鉴了国内外口语教学的成果,结合多年来的教学心得,编写了这套《英语口语教程》。

《英语口语教程》问世八年来,受到愈来愈多的读者的支持和厚爱,这使编者受到鼓舞之余,更深感责任重大。此次对该教程进行修订,剔除了过时内容,弥补了不足,增加了新的篇章,就是为了不辜负广大读者的期望,力求使教材进一步完善。

本教程每单元包括四部分内容:

1. Way to Speak: 通过简短典型的对话示范性地展示语言功能的表达方法;
2. Challenge to Speak: 通过内容真实、形式多样、大练习量的语言技能训练,使学生熟练地掌握已学过的语言表达法,并且勇于开口表达;
3. Topic to Discuss: 通过中西文化对比,要求学生在具体社会语境中,准确、恰当地运用语言,提高语言的连贯表达能力;
4. Fun to Speak: 选用富有时代特征和多层面的学习素材,使学生在学语言的同时,拓宽社会文化知识的层面,进一步提高学生学习兴趣。

本书初版经吴青教授和英籍专家Pat Adler审阅了书稿。高等教育出版社对本书的编写和出版倾注了大量的心血。在此,全体编者向他们表示最诚挚的感谢!

《英语口语教程》包括:学生用书两册,供两学年使用。每册18个单元,每单元3—4学时。本教程还配有教师用书两册和课文录音带。

经过本次修订,本教程质量进一步提高,但书中难免还存在不足之处,恳望批评指正。

编者

2005年11月

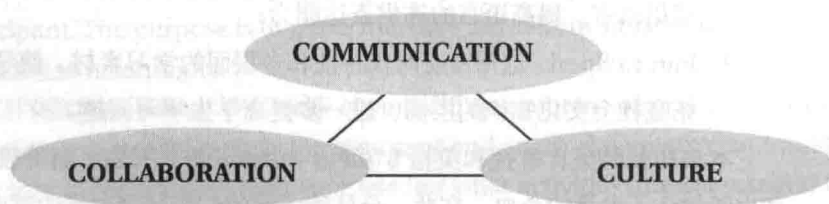
To the Student (2nd Edition)

Has your teacher ever asked you to note down how often and with whom you speak English in daily life? Do this and you may realize what limited time is used for daily communication in English. In an environment where there are hardly any native English speakers, you have to meet many challenges in your struggle to become fluent in English.

Challenge to Speak is one of a series of textbooks compiled for college students and adults who wish to develop their fluency in spoken English. This oral English textbook, written in accordance with the English syllabus for English majors, appears in two volumes with 18 units per book. Each volume covers the workload for one academic year, providing materials for 3–4 classroom hours per unit. Each book is accompanied by a teacher's book.

The central idea of *Challenge to Speak* is to challenge you to gain communicative competence through collaboration in the study of the culture of this language. Each unit makes full use of some practical cultural issue with the aim to stimulate meaningful conversations among you. Conversation models are given to show you how to master appropriate functional patterns in a wide range of social settings followed by varied practice to challenge you to speak. Emphasis is laid on collaboration, with you students working in pairs or in groups to help you develop language competence while gaining new cultural insight at the same time.

This CCC method should work in this way:



In Book Two each unit is composed of four parts:

PART A: WAY TO SPEAK

Four short dialogues are given as models in varied settings. Each unit has a focal setting, such as at the post office, at the art gallery, etc., but does not restrict the conversational context to that one situation. Actually the use of a comprehensive range of situations should be encouraged. The main task for you is to master appropriate functional patterns and work on basic communication skills. There is a set of supplementary patterns provided for both teachers and students.

PART B: CHALLENGE TO SPEAK

In this step intense practice should be given for the various challenges before you. These exercises progress from an elementary level to an intermediate one, from guided work to free work. The purpose is to motivate you in pair work or group work, without the

teacher monopolizing the classroom. The teacher needs to do careful planning to encourage creative work from you.

PART C: TOPIC TO DISCUSS

Culture is the way of life that a group of people share. This is also shown in the way people communicate with each other.

In this section, practical cultural issues, such as time and appointments, education, money, holidays, lifestyle, etiquette, etc. are brought up for discussion. You are challenged to explore your own cultural background and compare it with that of the English-speaking world, and thus become aware of the ways in which perception and communication patterns are influenced by culture. These topics are expected to help you become more culturally proficient and understand the language better by encouraging you to see the differences between the two cultures.

PART D: FUN TO SPEAK

This part is designed to give you some relaxation and fun in language learning. Stories in various forms, songs, jokes, etc. are introduced to once again challenge your creativity and imagination through role-play, improvisation and story-telling, etc.

TIPS FOR THE STUDENT

1. Work face to face and try to relax.
2. Look your partner or group in the eye and try to overcome your shyness.
3. Work together, participate actively and reap in the benefits of these joint efforts.
4. Be sure you are making a contribution of some kind. Take on any role that comes your way.
5. Follow your teacher's instructions. Don't expect the teacher to ramble on about grammar and language points. You take the initiative and the Challenge to Speak!

All materials are recorded on cassette.

Challenge to Speak was compiled under the direction of chief compiler Yao Baohui, professor of Linyi Teachers' University and Li Hongye, professor and dean of the Foreign Language Department, with the help of American teachers, Elizabeth Wilson and Clayton Olson, who contributed a great deal of time and energy in compiling this textbook. We would like to express our profound thanks to the above friends.

郑重声明

高等教育出版社依法对本书享有专有出版权。任何未经许可的复制、销售行为均违反《中华人民共和国著作权法》，其行为人将承担相应的民事责任和行政责任；构成犯罪的，将被依法追究刑事责任。为了维护市场秩序，保护读者的合法权益，避免读者误用盗版书造成不良后果，我社将配合行政执法部门和司法机关对违法犯罪的单位和个人进行严厉打击。社会各界人士如发现上述侵权行为，希望及时举报，本社将奖励举报有功人员。

反盗版举报电话 (010) 58581897 58582371 58581879

反盗版举报传真 (010) 82086060

反盗版举报邮箱 dd@hep.com.cn

通信地址 北京市西城区德外大街4号 高等教育出版社法务部

邮政编码 100120

Contents

Unit 1	Expressing Possibility and Impossibility	
	<i>Ways of Travelling</i>	1
Unit 2	Showing Concentration and Making Interruptions	
	<i>Customs Declaration</i>	10
Unit 3	Expressing Interest and Boredom	
	<i>Sightseeing in the UK</i>	19
Unit 4	Insisting and Urging	
	<i>Sightseeing in the US</i>	29
Unit 5	Reassuring and Persuading	
	<i>Hotel Reservations</i>	41
Unit 6	Expressing Condition and Concession	
	<i>Business Negotiations</i>	51
Unit 7	Deducing and Concluding	
	<i>Body Language</i>	60
Unit 8	Expressing Obligation and Necessity	
	<i>Make the World a Better Place</i>	71
Unit 9	Expressing Curiosity and Ignorance	
	<i>Superstition</i>	84

Unit 10 Defining and Exemplifying; Listing and Summarizing

British English and American English _____ **94**

Unit 11 Predicting and Judging

"I do" — Weddings and Marriage _____ **104**

Unit 12 Tolerating and Criticizing

Generation Gap _____ **115**

Unit 13 Correcting and Explaining; Clarifying and Repeating

World Media at Your Fingertips _____ **124**

Unit 14 Expressing Hope and Desire

Career Woman _____ **134**

Unit 15 Expressing Hesitation and Confidence

*"There Are No Scrape of Men" — A True Story of Courage
and Compassion* _____ **141**

Appendix I Language Activities

151

Appendix II Proverbs and Idioms

165

Expressing Possibility and Impossibility

Ways of Travelling



● Expressing Possibility and Impossibility

When expressing possibility, we are expressing the state or fact of something being possible. Probability is stronger than possibility. In expressing impossibility the situation is completely the opposite.

Part A Way to Speak

1. *(Jim has just returned from his winter holidays. He is relating some incidents of his travels to his classmates.)*

A: Jim! It's good to see you back. Did you have a nice holiday?

B: You bet. I was in Hong Kong for two weeks.

A: So did you have a good time?

B: The holiday was very relaxing, and the weather was really warm compared to Suzhou, but the trip was just impossible.

A: How's that?

B: I decided to travel by train but it was a nightmare. I first took a bus into town. And, wow, the terminal¹ was crowded. And when I stepped into the railway station, I was in for a bigger shock to see that people in the hall packed like sardines².

¹ terminal: a terminus for trains or long distance buses

² packed like sardines: crowded closely together (like sardines in a tin)

- A: I can imagine. Spring Festival transportation is infamous³ for its heavy flow of passengers. Everybody wants to get home for their family reunions.
- B: I've never in all my life seen so many people jostling⁴ to get onto the train. So I decided to fly back instead. I thought there would possibly be fewer crowds. But, boy, was I mistaken!
- A: Feels good to be back, huh.

2. (John hears that his colleague Morris might be sent on a business trip to Denmark.)

- A: Hi, Morris. I hear there's a possibility you may go to Denmark next month!
- B: Yes, there's a chance.
- A: How come?
- B: Well, it's quite possible I'll be invited to attend a business conference held there as a keynote speaker.
- A: Marvelous. Congratulations!
- B: Thank you. It's possible but not probable.
- A: Why?
- B: You see I'm in charge of the McMillan Project that has to be finished by the start of March. I'm not sure I'll have the time to get away for the conference in Denmark.
- A: I see. Hope you don't lose the chance though.
- B: I'm afraid the chances are pretty slim.

3. (A mother-to-be is consulting her doctor.)

- A: Good morning, Doctor!
- B: Good morning. Oh, it's you again, Madam. Didn't I tell you that everything is OK yesterday?
- A: Yes, everything is fine, but what's the chance of having twins?
- B: That isn't very likely. There's not much probability of that happening.
- A: Oh, are you absolutely sure about it?
- B: Yes. I'm pretty certain. In fact, if you had twins, I'd be very surprised.
- A: Oh, what a pity!
- B: I'm afraid there's nothing I can do to help you, Madam. Please try to relax and take it easy. Why don't we let nature take its course?

³ infamous: having bad reputation, notorious for

⁴ to jostle: to push against, to elbow one's way roughly

● Look at These Patterns



Expressing possibility

It's a possibility.

There is a chance.

There is a possibility.

It could happen.

It's

possible
probable

 for you to ...

It's

probable
likely

 that ...

I might be able to ...

Is there any chance that ...?

Expressing impossibility

That / It isn't very likely.

There's not much chance of that happening.

I doubt if that

would
could
will

 happen.

There's no possibility that ...

It's

impossible
improbable
unlikely

 that ...

The chances are pretty slim.