

新视界大学英语系列教材

PROSPECT
NEW COLLEGE ENGLISH

基础实用英语 听说教程 (第一册)

总主编 马占祥

主 编 巴达荣贵 纪雪梅 副主编 银 花

 中国人民大学出版社

新视界大学英语系列教材

Essential and Practical College English

基础实用英语

听说教程

第一册

总主编 马占祥
主 编 巴达荣贵 纪雪梅
副主编 银 花
编 委 潘 嵘 赵晓燕 郭玺平 张 静
达古拉 李 鹏 包苏荣 闫丽颖



中国人民大学出版社
• 北京 •

图书在版编目 (CIP) 数据

基础实用英语听说教程. 第1册 / 巴达荣贵, 纪雪梅主编. —北京: 中国人民大学出版社, 2012.4
新视界大学英语系列教材
ISBN 978-7-300-15675-0

I. ①基… II. ①巴… ②纪… III. ①英语—听说教学—高等学校—教材 IV. ①H319.9

中国版本图书馆 CIP 数据核字 (2012) 第076306号

新视界大学英语系列教材

基础实用英语听说教程 (第一册)

总主编 马占祥

主 编 巴达荣贵 纪雪梅

副主编 银 花

编 委 潘 嵘 赵晓燕 郭玺平 张 静

达古拉 李 鹏 包苏荣 闫丽颖

Jichu Shiyong Yingyu Tingshuo Jiaocheng (Di-yi Ce)

出版发行 中国人民大学出版社

社 址 北京中关村大街31号

邮政编码 100080

电 话 010-62511242 (总编室)

010-62511398 (质管部)

010-82501766 (邮购部)

010-62514148 (门市部)

010-62515195 (发行公司)

010-62515275 (盗版举报)

网 址 [http:// www. crup. com. cn](http://www.crup.com.cn)

[http:// www. ttrnet. com](http://www.ttrnet.com) (人大教研网)

经 销 新华书店

印 刷 北京市易丰印刷有限责任公司

规 格 200 mm × 252 mm 16开本

版 次 2012 年 5 月第 1 版

印 张 4.00

印 次 2012 年 5 月第 1 次印刷

字 数 50 000

定 价 16.00 元 (附赠光盘)

版权所有

侵权必究

印装差错

负责调换

新视界大学英语系列教材

《基础实用英语》 编委会

马占祥（内蒙古师范大学）

鲍 瑞（内蒙古师范大学）

巴达荣贵（内蒙古农业大学职业技术学院）

纪雪梅（内蒙古师范大学）

高桂贤（内蒙古兴安盟职业技术学院）

李文冀（锡林郭勒盟职业技术学院）

田振华（呼伦贝尔学院）

崔振华（内蒙古大学鄂尔多斯学院）

苏嘎拉图（呼和浩特民族学院）

闫晓云（集宁师范学院）

前言

《基础实用英语》(Essential and Practical College English)是为少数民族地区高校学生编写的大学英语学习教材。在教材的设计和编写上严格按照《大学英语课程教学要求》，并结合少数民族地区学生的实际英语水平，以打好英语基础和提高语言应用能力为最终目的，全力以赴，打造我国富有民族特色的新型大学英语教材。

本套教材在编写过程中，吸取了我国在外语教学中长期积累下来的行之有效的经验和方法，仔细研究和分析了我国少数民族学生在英语学习中经常遇到的问题及教师在教学过程中的困惑，在教材的编写理念和教学模式上不断创新，充分反映了当今外语教育研究的最新成果。

全套教材由《基础实用英语读写教程》(1~4册)和《基础实用英语听说教程》(1~4册)构成，每册设有八个单元，并配有详尽的教师用书和教学课件。教材内容以单元话题为主线，涉及现代技术、道德情感、文化知识、科学教育等多个方面。语言素材真实、地道，选材广泛，文章短小精悍，具有知识性、趣味性和实用性的鲜明特点。

本套教材起点为大学英语预备级和高职高专新生的入学水平。教学安排上，可分四个学期使用，也可以根据各学校的具体教学情况及学生的专业特点自行安排。教学总时数为220学时，每周安排3~4学时。

本套教材由马占祥教授担任总主编，参加编写的院校有：内蒙古师范大学、内蒙古农业大学职业技术学院、内蒙古兴安盟职业技术学院、锡林郭勒盟职业技术学院、呼伦贝尔学院、内蒙古大学鄂尔多斯学院、呼和浩特民族学院、集宁师范学院。

各分册主编有鲍瑞、巴达荣贵、纪雪梅、高桂贤、李文冀、田振华、崔振华、苏嘎拉图和闫晓云。初稿完成后，我们特地组织了一个由国内专家、学者以及教学经验丰富的一线老师组成的专家组对整套书稿进行了系统校阅。此外，在书稿的编写过程中，美籍教师Amy Shane对书稿进行了系统的审阅，并为我们提出了宝贵的意见和建议；中国人民大学出版社的领导和编辑对教材的编写工作给予了悉心指导和帮助，对他们的辛勤劳动，在此一并表示诚挚的谢意！

从整套教材的策划到最终定稿出版，我们始终坚持把好质量关，但在实际编写中难免还会出现纰漏和不妥之处，希望广大师生和专家学者在使用过程中不吝赐教，使之不断充实和完善！

有关本教材的教学课件，请联系wyfsmail@163.com，或电话：010-62515576，010-62513265，010-62515037。

编委会

2012年3月18日

于呼和浩特

Contents

Unit 1 Greetings 1

Aims

- Listening for Different Places
- Greeting and Introducing People

Unit 2 Family 7

Aims

- Identifying Family Members
- Talking about Hobbies

Unit 3 College Life 15

Aims

- Identifying Majors
- Talking about Campus Life

Unit 4 Eating & Drinking 21

Aims

- Listening for Telephone Numbers
- Listening to People Talking about Eating and Drinking
- Asking about Preferences

Unit 5 Sports 29

Aims

- Listening for Time and Dates
- Listening to People Talking about Physical Exercise and Health
- Expressing Congratulations and Responses



Unit 6 Shopping37

Aims

- Listening for Prices
- Listening to People Talking about Shopping
- Asking for, Offering and Responding to Suggestions

Unit 7 The Internet43

Aims

- Listening for Computer-related Words
- Asking for Favors

Unit 8 Festivals & Holidays51

Aims

- Identifying Festivals and Holidays
- Talking about Plans

Unit 1

Greetings



Aims

- Listening for Different Places
- Greeting and Introducing People

I Warm-up

Look at the pictures and complete the dialogues with the words in the table.

are you
so good

doing fine
been all right

pretty good
been long

special



1. A: What's new? / What's up?

B: Nothing _____.



2. A: How are you doing?

B: I'm _____.



3. A: How's it going?

B: _____.



4. A: How's everything with you?

B: So far _____.



5. A: How have you been?

B: I've _____ really busy.



6. A: I haven't seen you in ages.


B: It's really _____.



Listening Focus: Listening for Different Places

Listen to the dialogues and fill in the blanks with the missing words.

1. He wants to find where the _____ is.
2. She has been to _____ for holiday.
3. He is from a state of the _____ United States.
4. She is from _____, which is located in the _____ of China.
5. He plans to go to Cambridge University, a famous university in _____.



LANGUAGE AND CULTURE TIPS

freshman: 大学一年级新生

Same here: used informally to mean that you agree with what has been said or that you have done the same thing as others have

Cambridge University: 剑桥大学, 世界著名高等学府



Listening Practice

Task 1

Activity 1

Listen to the dialogue and write T (true) or F (false) for each statement.

1. _____ Linda still remembers him.
2. _____ John hasn't changed a lot.
3. _____ They often meet each other.
4. _____ Linda is a freshman here.
5. _____ John decided to change his major into history.
6. _____ Linda is very busy and doesn't have time to do a part-time job.
7. _____ Both of them are interested in volleyball.

Activity 2

 Listen to the dialogue again and complete the table.

Speaker	Major	Part-time Job	Spare-time Activity
Linda			
John			

Task 2

 Listen to the short passage and fill in the blanks with the missing words.

In English _____, the general rule is to introduce a young person to an older one, a man to a woman, an _____ to a superior, the _____ to the host.

When people are introduced they do not always _____ hands. Men shake hands more often than women. In _____ or business situation people _____ shake hands. When a man and a woman are introduced, it is the woman who _____ extends her hand if they shake hands at all.

When introducing people to each other, we may add some descriptive note as in "Miss Green, may I _____ Mr. Wang? He is a member of my firm. Miss. Green has just _____ in this country; her home is in England."

When we introduce ourselves to others, we had better _____ how we like to be addressed, as in "I'm Wang Xiaolei from China. Please call me Xiaolei."

LANGUAGE TIPS

inferior: 下级

superior: 上级

descriptive: 描述性的

address: 称呼

Task 3: Listen for Fun

 Listen to the song and fill in the blanks with the missing words.

Say Hello

Say hello

I would like to get to _____ you!

Let's be friends. Say hello!





Look at all the _____ faces

In the world

Oh we all

Live _____

In our world

That we _____

So _____ hands

With your _____

Let them _____

That you're _____

Say hello

Let a _____ come shining through you

Let it _____

Say hello Say hello

Say hello Say hello



IV Look and Talk



Model:

Mike and Susan meet on campus. Mike is introducing Jack to Susan.

Mike: Hi, Susan, I haven't seen you for a long time. How have you been?

Susan: Fine, thank you. How about you?



Mike: Fine, too. I'd like you to meet my new friend Jack. Will you?
Susan: Sure. Who is it?
Mike: Jack, come over. I'd like to introduce you to a lady. This is Susan.
This is Jack.
Jack: It's nice to meet you!
Susan: Nice to meet you, too!
Jack: My name is Jack Brown. Just call me Jack. I'm from California.
Susan: My name is Susan White. But you can call me Susan.
Jack: Glad to see you, Susan.
Susan: Glad to see you, too.

Now Your Turn:

1. Look at the above pictures and guess what they are talking about.
2. Try to make dialogues according to the model dialogue. You can use the expressions below.

Useful Expressions: Greetings, Introductions and Responses

Greetings	Responses
Good morning/afternoon/evening.	Good morning/afternoon/evening.
How are you?	Pretty good, thanks.
How are you doing?	I'm doing fine / OK / Pretty well / Great / Super / Terrific / Just so-so.
How's everything with you?	So far so good.
How have you been?	I've been all right. / I've been really busy.
What's new? / What's up?	Not much. / Nothing much. / Nothing in particular. / Nothing special.
I haven't seen you in / for ages.	It's really been long.

Introductions	Responses
This is...	Glad to meet you!
My name is...	Nice to meet you!
I'd like to introduce...	It was very nice meeting you!
I'd like you to meet...	Very nice meeting you!

Unit 2

Family



Aims

- Identifying Family Members
- Talking about Hobbies



Warm-up



Fill in the blanks with the following kinship terms.

parents

son-in-law

nephews

cousins

grandfather

1. My _____'s name is Carlos. My grandmother is standing next to him.
2. When I was little, I used to spend a lot of time with my _____. They were like my brothers and sisters.
3. I'm not in a hurry to have kids yet. I spend a lot of time with my _____.
4. Betty's daughter got married yesterday. Her _____ is a lawyer.
5. My _____ met when they were in high school. They've been married for twenty-five years.

LANGUAGE TIPS

cousin: 表兄弟姐妹

nephew: 侄子, 外甥

son-in-law: 女婿



Now listen and check.



Listening Focus: Identifying Personalities of the Family Members


 Listen to the dialogues and identify each person's personality.

1.




() pretty/cool

2.



() quiet/studious

3.



() athletic/smart

4.



() shy/funny

LANGUAGE TIPS

studious: 好学的


athletic: 健壮的

Listening Practice

Task 1

Listen to each dialogue and choose the right answer.

1.



- ☐ my brother Marco
- ☐ my brother Michael

2.




- ☐ My grandmother is 69.
- ☐ My grandfather is 75.

3.



- ☐ looks like father
- ☐ looks like mother

4.



- ☐ looks like father
- ☐ looks like mother

Task 2

Listen to the short passage and write T (true) or F (false) for each statement.

1. _____ Cindy is Jacky's wife.
2. _____ Cindy and Jacky have three children.