



九年义务教育课本（试验本）

OXFORD ENGLISH


牛津英语

参考答案

上海版 Shanghai Edition

五年级  
第二学期

5B



上海教育出版社  
牛津大学出版社

OXFORD UNIVERSITY PRESS

OXFORD ENGLISH

# 牛津英语

## 参考答案

上海牛津英语教材


牛津大学出版社

牛津大学出版社

牛津大学出版社

牛津大学出版社

牛津大学出版社



# Oxford English

# 牛津英语

上海版 Shanghai Edition

五年级第二学期 5B

练习部分参考答案

上海教育出版社

## 说 明

本套教材根据牛津英语教材 English First!、On Target! 和 Oxford English, 由上海市中小学(幼儿园)课程改革委员会和牛津大学出版社(中国)有限公司合作改编, 供部分中、小学的有关年级试用。

本册教材供五年级第二学期试用。

本套教材改编顾问: 张民伦

本册教材改编者: 施嘉平 庄美玉 车建琴 朱 虹

沃振华 杨顺德

牛津大学出版社(中国)有限公司原版

© Oxford University Press 2001

本版 © 牛津大学出版社和上海市中小学(幼儿园)课程改革委员会 2002

'Oxford' 为牛津大学出版社的注册商标。

未经牛津大学出版社(中国)有限公司和上海市中小学(幼儿园)课程改革委员会书面许可, 不得在任何地区以任何形式、任何媒介、任何文字翻印、仿制或转载本书的文字、图片、音带或光盘。

牛津英语(上海版) Oxford English (Shanghai Edition)

五年级第二学期(参考答案) Workbook and Grammar Practice Book Answer Keys 5B

原作者 Ron Holt Ann Heron

改编者 上海市中小学(幼儿园)课程改革委员会

责任编辑 翁照谷

上海教育出版社

发行: 上海新华书店

印刷: 上海新华印刷有限公司

开本: 787 × 1092 1/16

印张: 5.25

版次: 2002 年 1 月第 1 版 2013 年 1 月第 15 次印刷

书号: ISBN 978-7-5320-8032-8/G · 8117

审图号 沪 S (2011) 067 号

此书如有印、装质量问题, 请向印刷厂调换 电话: 65842745

Name: \_\_\_\_\_

Date: \_\_\_\_\_

# Module 1 Using my five senses

## Unit 1 Use your eyes!



### Look and write

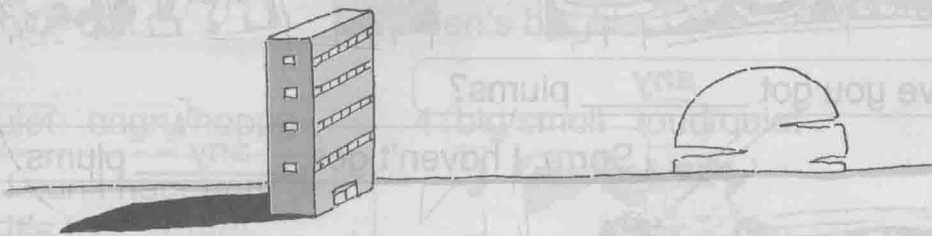
high  
behind

not high  
beside

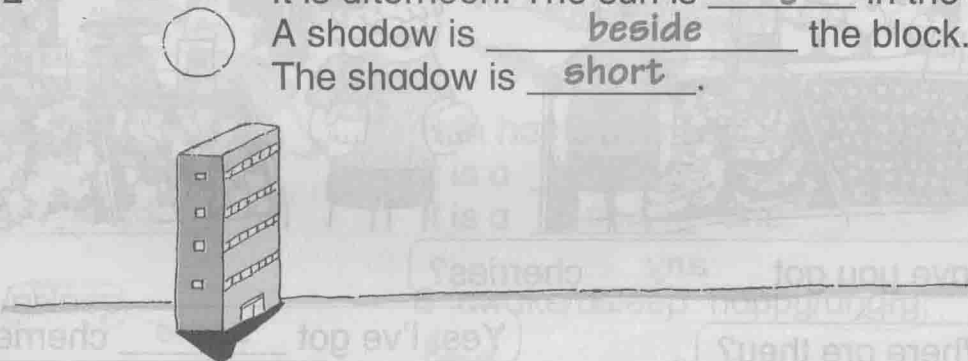
long  
in front of

short


- 1 It is morning. The sun is not high in the sky.  
A shadow is behind the block.  
The shadow is long.



- 2 It is afternoon. The sun is high in the sky.  
A shadow is beside the block.  
The shadow is short.



- 3 It is evening. The sun is not high in the sky.  
A shadow is in front of the block.  
The shadow is long.



Name: \_\_\_\_\_

Date: \_\_\_\_\_



# Look and write


some    any    behind    in front of

1 Have you got any strawberries?

Where are they?


Yes, I've got some strawberries.

They're behind the durians.



2 Have you got any plums?

Sorry, I haven't got any plums.




3 Have you got any cherries?

Where are they?

Yes, I've got some cherries.

They're in front of the apples.





Name: \_\_\_\_\_ Date: \_\_\_\_\_

## Unit 2 Use your ears!



## Circle and write

- 1 skateboard/bicycle  
big/small



Ben rides his bicycle.  
It has a small bell.

- 2 in front of/behind



A girl walks in front of  
Ben's bicycle.

- 3 loud/quiet angry/happy



The girl is angry.

- 4 big/small loud/quiet



Ben has a new bell.  
It is a big one.  
It is a loud one.

- 5 awake/asleep



The old ladies are asleep.

- 6 awake/asleep happy/angry



The old ladies are awake.  
They are angry.

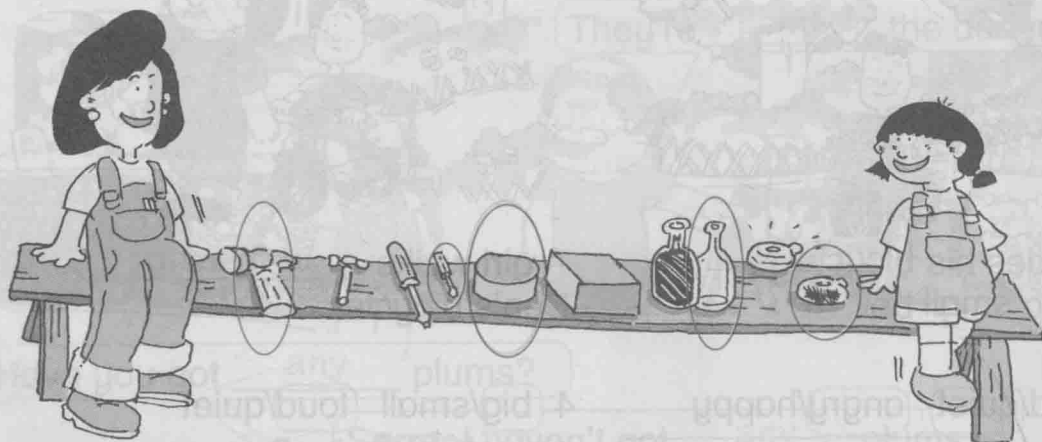
Name: \_\_\_\_\_

Date: \_\_\_\_\_



## Read, look and circle

- 1 Find the hammers. Circle the big one.
- 2 Find the screwdrivers. Circle the short one.
- 3 Find the boxes. Circle the round one.
- 4 Find the bottles. Circle the empty one.
- 5 Find the bells. Circle the old one.



## Read and write

1 Give me a hammer, Kitty.

No, the big one, please.

Do you want both hammers?

2 Give me a box, Kitty.

No, the round one, please.

Do you want both boxes?

3 Give me a bottle, Kitty.

No, the empty one, please.

Do you want both bottles?



- big hammer
- round box
- empty bottle





Name: \_\_\_\_\_ Date: \_\_\_\_\_

# Unit 3 Use your hands!



## Think, tick and write

How does it feel?

	fluffy	shiny	warm	cold	soft	hard	rough	smooth
a car		✓						✓
a panda	✓				✓			
an ice-cream				✓	✓			
a cat	✓		✓					
a durian						✓	✓	
a robot		✓				✓		
a lunch box						✓		✓

- 1 The car is shiny and smooth.
- 2 The panda is fluffy and soft.
- 3 The ice-cream is cold and soft.
- 4 The cat is fluffy and warm.
- 5 The durian is hard and rough.
- 6 The robot is shiny and hard.
- 7 The lunch box is hard and smooth.



Name: \_\_\_\_\_

Date: \_\_\_\_\_




# Read and write

mine    yours    his    hers    ours    theirs

1 Is this our classroom?

Yes, it's ours.



2 Is this my desk?

Yes, it's yours.



3 Is this your book?

Yes, it's mine.



4 Is this his pen?

Yes, it's his.



5 Is this her ruler?

Yes, it's hers.



6 Is this their ball?

Yes, it's theirs.



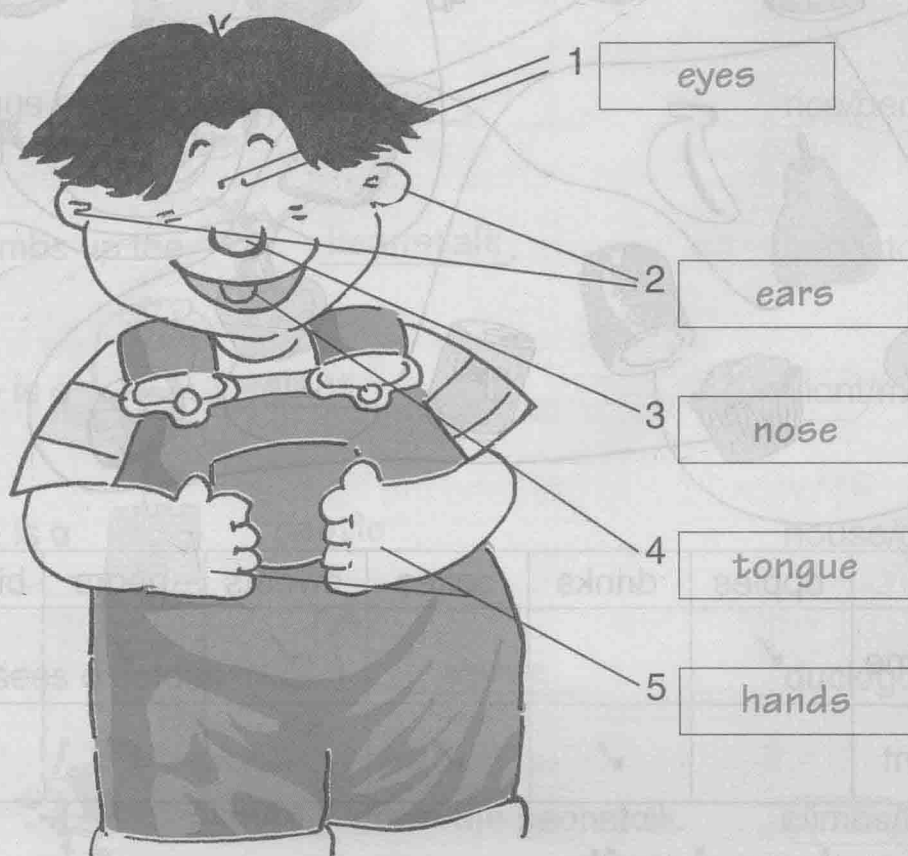
Name: \_\_\_\_\_ Date: \_\_\_\_\_

## Unit 4 Use your five senses!



## Label and write

eyes nose ears tongue hands



listen touch smell see feel hear taste look

- a I look and see with my eyes.
- b I listen and hear with my ears.
- c I smell with my nose.
- d I taste with my tongue.
- e I touch and feel with my hands.


Name: \_\_\_\_\_

Date: \_\_\_\_\_



## Look and tick

Are they the same or different?



	apples	drinks	cakes	sweets	pears	biscuits
the same	✓			✓	✓	
different		✓	✓			✓



## Look and write

1 The apples are the same.

2 The drinks are different.

3 The cakes are different.

4 The sweets are the same.

5 The pears are the same.

6 The biscuits are different.

Name: \_\_\_\_\_ Date: \_\_\_\_\_



## Circle and write

1 Jack is



poor.

rich/poor

2 He sells his



cow.

horse/cow

3 He buys some



beans.

rice/beans

4 He climbs up the



beanstalk.

beanstalk/tree


5 There is a



giant.

giant/man

6 There is a



castle.

house/castle

7 Jack sees a golden



goose.

duck/goose

8 Jack



climbs

down the beanstalk.

climbs/falls

9 He

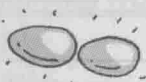


cuts

the beanstalk.

climbs/cuts

10 The goose lays golden



eggs.

eggs/oranges

11 Jack is



happy.

happy/sad

## Module 2 My favourite things

### Unit 1 Animals in the zoo



#### Read and write

	monkeys	tigers	parrots
Feeding time	8:00	7:45	8:15
Food	fruit	meat	fruit and corn
How much?	10 kilos	10 kilos	5 kilos and 3 kilos

1 What time do you feed the monkeys?

I feed them at eight o'clock.

What do they eat?

They eat fruit.

How much fruit do they eat?

They eat ten kilos of fruit.

2 What time do you feed the tigers?

I feed them at a quarter to eight.

What do they eat?

They eat meat.

How much meat do they eat?

They eat ten kilos of meat.

3 What time do you feed the parrots?

I feed them at a quarter past eight.

What do they eat?

They eat fruit and corn.

How much fruit and corn do they eat?

They eat five kilos of fruit.

They eat three kilos of corn.






Name: \_\_\_\_\_

Date: \_\_\_\_\_



# Look, read and write



- 1 Go down the steps. Cross the small road. Go up the steps. Where are the parrots?

The parrots are on the right.

- 2 Walk along Zoo Road. Cross Park Road. Where are the tigers?

The tigers are on the left.

- 3 Go up the steps. Where are the monkeys?

The monkeys are on the left.

- 4 Go down the steps. Where are the giraffes?

The giraffes are on the right.

- 5 Walk along the road. Where are the plant houses?

The plant houses are on the left.

## Unit 2 Favourite toys



### Read, write and answer

happy

visiting

find

puppets

box

key

dolls

open


lives

sitting

Grandma Wang lives in Pudong. Kitty and Alice are visiting her. Alice is sitting on a box.  
Grandma hasn't got the key.



Kitty and Alice are playing. They find the key. They open the box. They find some puppets and some dolls. Alice likes the puppets. Kitty likes the dolls. Kitty and Alice are very happy.



1 Where does Grandma Wang live?  
She lives in Pudong.

3 What is Alice sitting on?  
She is sitting on a box.

2 Who are Alice and Kitty visiting?  
They are visiting Grandma









4 Which toys does Kitty like?  
Kitty likes the dolls.

Wang.

Name: \_\_\_\_\_ Date: \_\_\_\_\_



# Look, count and write

toys	boys	girls	toys	boys	girls
					
					
					
					

- How many boys have a bicycle?  
Two boys have a bicycle.
- How many girls have an aeroplane?  
One girl has an aeroplane.
- How many boys have a skateboard?  
Five boys have a skateboard.
- How many girls have a Gameboy?  
Six girls have a Gameboy.
- How many girls have a computer?  
Three girls have a computer.
- How many boys have a ball?  
Eight boys have a ball.
- How many girls have a car?  
Two girls have a car.
- How many girls have a doll?  
Nine girls have a doll.