

# 拜厄

BEYER

# 幼儿钢琴教程

下册 [日] 武田邦夫编著

人民音乐出版社

# 拜厄幼儿钢琴教程

## 下 册

〔日〕武田邦夫编著

释文译者：王 怡

人民音乐出版社







# 目 录

八分音符.....	4
八分音符的练习.....	5
羽管键琴风格 .....	11
强弱记号 .....	28
音 阶 .....	50
C 大调音阶 .....	51
六度练习 .....	56
三度练习 .....	58
G 大调音阶 .....	60
临时记号 .....	65
小创意曲 .....	67
D 大调音阶 .....	70
A 大调音阶 .....	75
儿童的加沃特 .....	80
儿童的进行曲 .....	82
E 大调音阶 .....	84
四度练习 .....	89
a 小调音阶 .....	101
F 大调音阶.....	106
儿童的玛祖卡.....	110
儿童的小步舞曲.....	116
快速弹奏练习.....	118
降 B 大调音阶 .....	120
复附点音符.....	125
半音阶.....	130
儿童的半音阶圆舞曲.....	132
笛子和大鼓.....	136

# 八分音符

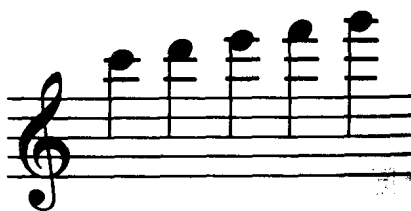
现在开始新的学习，练习八分音符。

在此之前练习的都是全音符（ $\circ$ ）、二分音符（ $\downarrow$ ）、四分音符（ $\downarrow$ ）三种及二分附点音符。八分音符的时值等于四分音符的一半，写成  $\downarrow$ 。连接起来写的时候，可写成  $\downarrow$  或  $\downarrow$ 。现在将学过的音符和休止符加上八分音符一并排列如下：

全音符	
二分音符	
四分音符	
八分音符	

## 八度记号

五线上的音高，可以用加线来标记。但加线多了，会对识谱造成困难，如果用 8 这个符号，可以提高一个八度弹奏。

	这样写，按		这样演奏。
--	-------	--	-------

## 八分音符的练习

拍子可以数成一、二，一、二。

右手

Two staves of music in 4/4 time. The first staff contains a sequence of eighth notes: C4, D4, E4, F4, G4, A4, B4, C5. The second staff continues the sequence: D4, E4, F4, G4, A4, B4, C5, D5, followed by a repeat sign and a final C4 note.

左手

Two staves of music in 4/4 time. The first staff contains a sequence of eighth notes: C3, D3, E3, F3, G3, A3, B3, C4. The second staff continues the sequence: D3, E3, F3, G3, A3, B3, C4, D4, followed by a repeat sign and a final C3 note.

Two staves of music in 4/4 time. The first staff features a melodic line of eighth notes with a slur and fingerings 1, 2, 3, 4. The second staff provides a rhythmic accompaniment of eighth notes. Both staves include repeat signs.

Two staves of music in 4/4 time. The first staff features a melodic line of eighth notes with a slur and fingerings 1, 2, 3, 4. The second staff provides a rhythmic accompaniment of eighth notes. Both staves include repeat signs.

Moderato

老师

44.

*p*  
*legato*

*mf*

# Moderato

学生

44.

8 1 2  
5 4  
*sempre legato*

1 2 3 4 1 2 3 4



Moderato

45.

The first system of music consists of two staves in 4/4 time. The upper staff contains a melodic line with a slur over measures 45 and 46. The lower staff contains a bass line with a whole note chord in measure 45 and another whole note chord in measure 46.

The second system of music consists of two staves in 4/4 time. The upper staff contains a melodic line with a slur over measures 47 and 48. The lower staff contains a bass line with a continuous eighth-note accompaniment pattern.

The third system of music consists of two staves in 4/4 time. The upper staff contains a melodic line with a slur over measures 49 and 50. The lower staff contains a bass line with a continuous eighth-note accompaniment pattern.

The fourth system of music consists of two staves in 4/4 time. The upper staff contains a melodic line with a slur over measures 51 and 52. The lower staff contains a bass line with a continuous eighth-note accompaniment pattern.


The first system of music consists of two staves. The upper staff features a treble clef and a melodic line with a long slur over four measures, containing quarter notes and half notes. The lower staff features a bass clef and a rhythmic accompaniment of eighth notes, also with a long slur over the same four measures.

The second system of music consists of two staves. The upper staff features a treble clef and a melodic line with a long slur over four measures, containing eighth notes. The lower staff features a bass clef and a rhythmic accompaniment of quarter notes, also with a long slur over the same four measures.

The third system of music consists of two staves. The upper staff features a treble clef and a melodic line with a long slur over four measures, containing eighth notes. The lower staff features a bass clef and a rhythmic accompaniment of eighth notes, also with a long slur over the same four measures.

The fourth system of music consists of two staves. The upper staff features a treble clef and a melodic line with a long slur over four measures, containing eighth notes. The lower staff features a bass clef and a rhythmic accompaniment of eighth notes, also with a long slur over the same four measures.

## 老师



# 羽管键琴风格

这里是用八分音符复习上册的第 41、42、43 课。

学生

The musical score is written for a student and consists of four systems of two staves each. The time signature is 3/4. The exercises are designed to be played in a clavichord style, characterized by a light touch and a specific articulation. Each system contains two measures of music, with the first measure featuring a melodic line in the upper staff and a supporting bass line in the lower staff. The second measure continues the exercise, often with a different rhythmic or melodic pattern. The exercises involve eighth-note patterns, some with slurs and accents, and some with specific fingering indications. The final system concludes with a double bar line.

在第 46 课的结尾，写有  $\boxed{1.}$   $\boxed{2.}$ 。表示第一遍弹到  $\boxed{1.}$  之后，返回到  $\text{||:}$ （谱上有★记号）。反复以后，不弹  $\boxed{1.}$  而跳到  $\boxed{2.}$  结束。那么先用左手练习一次。

### Comodo 普通的速度

### Comodo

46.

*legato*

5 1 3 1 5 3 1 3 5

5 5 5 1 5 3

1

1. 2.

♩ = 120 左右

First system of musical notation, measures 1-4. The piece is in 3/4 time. The right hand (treble clef) plays a continuous eighth-note melody. The left hand (bass clef) has rests in measures 1 and 2, and then plays a descending eighth-note line in measures 3 and 4. Fingerings are indicated: 1 2 in the right hand for the first two notes, and 5 4 in the left hand for the first two notes of the third measure.

Second system of musical notation, measures 5-8. The right hand continues the eighth-note melody. The left hand plays a descending eighth-note line in measures 5 and 6, followed by a quarter note in measure 7 and a half note in measure 8. A fermata is placed over the final note in measure 8.

♩ = 100 左右

Third system of musical notation, measures 9-12. The piece is in 3/4 time. The right hand plays a melody with eighth notes and quarter notes. The left hand has rests in measure 9 and then plays a descending eighth-note line in measures 10 and 11, ending with a quarter note in measure 12. A fermata is placed over the final note in measure 12.

Fourth system of musical notation, measures 13-16. The right hand continues the eighth-note melody. The left hand plays a descending eighth-note line in measures 13 and 14, followed by a quarter note in measure 15 and a half note in measure 16. A fermata is placed over the final note in measure 16.

# Moderato

47.

The first system of musical notation for exercise 47. It consists of two staves in 4/4 time. The upper staff contains a melodic line of eighth notes: G4, A4, B4, C5, B4, A4, G4, F4, E4, D4, C4. The lower staff contains a bass line of half notes: G2, B1, D2, F2, G2, A2, B2, C3. Fingering numbers 2, 3, 4, and 5 are indicated under the notes G2, B2, C3, and D3 respectively.

The second system of musical notation for exercise 47. It consists of two staves in 4/4 time. The upper staff continues the melodic line: C4, B3, A3, G3, F3, E3, D3, C3, B2, A2, G2, F2, E2, D2, C2. The lower staff continues the bass line: D2, F2, G2, A2, B2, C3, D3, E3, F3, G3, A3, B3, C4. Fingering numbers 2, 1, 2, and 5 are indicated under the notes D2, C3, D3, and E3 respectively.


The third system of musical notation for exercise 47. It consists of two staves in 4/4 time. The upper staff continues the melodic line: B3, A3, G3, F3, E3, D3, C3, B2, A2, G2, F2, E2, D2, C2, B1, A1, G1, F1, E1, D1, C1. The lower staff continues the bass line: D1, F1, G1, A1, B1, C2, D2, E2, F2, G2, A2, B2, C3, D3, E3, F3, G3, A3, B3, C4. A fingering number 3 is indicated under the note D1.

The fourth system of musical notation for exercise 47. It consists of two staves in 4/4 time. The upper staff continues the melodic line: B3, A3, G3, F3, E3, D3, C3, B2, A2, G2, F2, E2, D2, C2, B1, A1, G1, F1, E1, D1, C1. The lower staff continues the bass line: D1, F1, G1, A1, B1, C2, D2, E2, F2, G2, A2, B2, C3, D3, E3, F3, G3, A3, B3, C4. The system concludes with a double bar line.



从第 48 课加进四分附点音符的练习。

右手



左手



下面用双手在两个八度内练习。

♩ = 120 左右

