

全球最大英语学习出版集团之一Thomson Learning力推

汤姆森环球英语教程

English in Action

Barbara H. Foley • Elizabeth R. Neblett

练习册

2A



THOMSON
★
HEINLE



大连理工大学出版社
DALIAN UNIVERSITY OF TECHNOLOGY PRESS

9
2.1

汤姆森环球英语教程

English in Action

练习册

2A

Barbara H. Foley

Elizabeth R. Neblett

THOMSON

★
HEINLE



大连理工大学出版社
DALIAN UNIVERSITY OF TECHNOLOGY PRESS

Barbara H. Foley and Elizabeth R. Neblett: English in Action Workbook 2A

Copyright © 2003 by Heinle, a division of Thomson Learning.

All rights reserved. Jointly published by Dalian University of Technology Press and Thomson Learning. This edition is only for sale in the People's Republic of China (excluding Hong Kong, Macau SARs and Taiwan).

ISBN 0 - 8384 - 5194 - 2

© 大连理工大学出版社 2004

本书版权由大连理工大学出版社和汤姆森学习出版集团共同所有并在中国大陆地区销售(不包括香港、澳门、台湾地区)。未经出版者书面许可,不得以任何方式抄袭、复制或节录书中的任何部分。

著作权合同登记号:06 - 2004 年第 59 号

版权所有·侵权必究

图书在版编目(CIP)数据

汤姆森环球英语教程 练习册 2A / (美)福利(Foley, B. H.), (美)尼布利特(Neblett, E. R.) 编著. —大连:大连理工大学出版社, 2004. 4

书名原文: English in Action Workbook 2

ISBN 7 - 5611 - 2514 - 3

I. 汤… II. ①福… ②尼… III. 英语—口语—习题 IV. H319.9 - 44

中国版本图书馆 CIP 数据核字(2004)第 012244 号

出版发行:大连理工大学出版社
(地址:大连市凌水河 邮编:116024)

印刷:大连理工印刷有限公司

幅面尺寸:210mm × 275mm

印 张:3 25

附 件:光盘一张

字 数:64 千字

出版时间:2004 年 4 月第 1 版

印刷时间:2004 年 4 月第 1 次印刷

责任编辑:陈丽莉 刘 森

封面设计:宋 蕾

定 价:10.00 元(含光盘)

电 话:0411 - 84708842

传 真 0411 - 84701466

邮 购 0411 - 84707961

E-mail: dutp@mail.dlptt.ln.cn

URL: http://www.dutp.cn



教材简介

总体介绍

《汤姆森环球英语教程》是专为非英语国家的英语学习者编写的大型英语教程。教程的内容包括听、说、读、写四种技能,同时进行语音训练、词汇扩展、语法的系统学习和实际应用技能的培养,尤其强调听说技能的培养和以学生为中心进行素质教育的教学方式。本书利用丰富多彩的内容编排和真实的语言环境充分满足了不同课堂和不同场景教学的需求,并且最大限度地提高了学习者的英语交际等综合能力。

本教材共分四册,针对初级到中高级的英语学习者,每一册阶段性的学习目的各有侧重,从所选择的话题到语言、文化知识点循序渐进地代表了四个不同的语言学习级别。

第一册:针对完全零基础或者那些基本没接触过英语的学习者,包括初到美国的学习者和那些虽然在美国生活了很多年但从来没有系统学习过英语的成年人,围绕日常情景,如学校、家庭、工作、社区等等,讲解基本语法知识、常用词汇、日常地道表达和语言功能。认真学习完第一册的读者可以使用英语的基本词组和句子对其周围日常生活中的事物自然交流、阅读和写作。

第二册:针对有初级英语水平的英语学习者,围绕校园、工作、饮食、节假日等日常活动,进一步讲解语法、词汇、惯用表达和语用技能。认真学习完第二册的读者可以对身边发生的日常事件利用规范语法、常用词汇进行准确、自然、轻松的地道表达,使学习者达到初高级水平。

第三册:针对有初中级英语水平的学习者,深入生活话题如宠物、电脑与互联网、健康、自然灾害、婚礼、犯罪等等,结合各国多元文化,进一步巩固和培养语法、词汇、句型和语用技能。认真学习完第三册的读者可以流利、准确地交际并且发表自己的观点和看法,使学

习者达到中级水平。

第四册:针对中级水平的学习者,进一步深入话题,如教育、殖民、全球化与区域化、休闲娱乐、商业与工业、今日科技等等,进一步结合跨文化主题,较深层次地巩固、培养和发展语法、词汇、句型和语用技能。认真学习完第四册读者可以用比较精确、流利、地道的英语进行轻松地交际,并对不同价值观的主题流畅地表达自己的观点,使学习者达到中高级水平。

课时安排

每级课时安排为 75 到 120 小时,中国老师可以根据实际情况,借助教师手册和练习册中可供选用的材料组织课堂活动,适当增加内容,延长课时;如果可用课时较少,可以根据实际情况适当减少学生活动、小组讨论、阅读、写作或者练习册方面的时间安排。本书充分考虑中国学生不同层次学习者的自身听说水平特点,将第一册和第二册学生用书和练习册分成上下分册版本(1A、1B 和 2A、2B)。上下分册版本每册课时安排为 40 到 60 小时,中国教师可以根据实际情况灵活安排教学课时。

教学思想和教学方法

本教程利用生活式话题与全球多元主题文化相结合。使英语语言知识体系与文化背景紧密结合,此外,本教程不仅为把英语作为外语的学生提供了大量真实、自然、鲜活的语言环境,而且充分利用具有启发性、挑战性和能引起读者兴趣的各种练习活动来激发读者真正参与到本书中来的热情,这种将接受型学习和创造型学习的教学相结合的方式使每个学习者把自己的学习态度、经历和感觉有效地结合起来,使英语学习变

得真实、深入、个性化和主动化。

本书主要特色

真正零起点 本教材可供没有任何英语基础的初学者学习使用。由最基本的字母表开始的超低起点,适用于更广泛的英语爱好者。

内容生活化 本教材由美国语言培训学校资深教师编写,内容和题材都与日常生活紧密相关,实用性极强。国内学子可由此了解英语国家的生活与文化;欲到英语语言国家移民留学、探亲工作的人员,亦可由此掌握英语这门海外生存必备技能。

快捷易用 内容精,进度适中,教授最核心的语法知识和最实用的词汇、句型。轻松简练,易学易用,关键词汇附有实际图片对照参考,学生易于记忆吸收。不仅适合接受能力强的大中学生,而且是成年英语学习者的最佳选择。

注重听说 突出培养听说技能,练就非凡英语交流能力。以听力训练为先导,为良好的口语打下基础;以对话练习为后续,在实际交流中锻炼口语表达能力。听说互动,流利标准的英语口语一蹴而就。

活动丰富 丰富多彩的课堂活动,精心设计的多样化练习;教师以积极有趣的形式促进教学,学生在实际使用中巩固提高。本书提供的课堂活动,永远是英语教学的最佳途径。

测试题库 附赠测试题库光盘,便于教师进行日常及阶段性测试。学生学习进度了然于胸,教学从此便捷轻松。

单元组织结构

Dictionary 图解词汇

每单元都以1~2页的图解词汇开始,引入主题。学习者跟着磁带或CD反复听并跟着模仿朗读这些单词,课堂上老师会以各种趣味活动游戏来帮助学生记忆和掌握这些与本单元话题相关的主题词汇。这些词汇后通常配有听、说、读、写以及语法等各种练习,使这些关键词汇在各种语境中得到充分运用和理解。

Active Grammar 活用语法

每单元设置了3~6页的语法知识点和功能,通过每个单元中的各种活动将新知词汇和语法紧密结合起来。对于第一、二册教程,不要求对语法精通掌握,语法只是用来作为英语基本结构和知识体系的入门介绍,并且通过语法培养读者对英语这门语言有感性和理性上的准确认识。本教程不但对每单元的语法知识进行了系统的讲解,而且通过自由的交际活动将语法与听说结合起来。每单元结束时,会对该话题中出现的新的语法项目进行演绎、归纳和总结。

Pronunciation 发音集训

本训练是在活用语法的基础上延伸出来的,针对各个单元中重要的语法知识点和语音特点进行集训,是该单元语法和词汇的补充。比如,单复数、缩写、重读、弱读、连读、节奏和语调等等。

Working Together 小组活动/角色扮演

每单元为读者提供1~2页的小组活动练习,如采访、指路、制订日常时间活动表等等。学生在此环节中允许出现各种可能出现的错误,因为本环节旨在针对每单元的教学要点培养学生的个性和主动性,尽量为学生提供在真实语境中独立运用所学语言的机会,尽可能利用所学的知识达到自然、流畅的表达。

The Big Picture 大图片

这是本教程中作者最喜爱的部分。此环节融听力、词汇和语法训练于一体。每幅鲜活的大图片都向读者展示了一个特别设定的生活场景,如饭店、医生诊所和五金店等等。学生要求先听有关大图片背景的对话或者一段故事,然后进行相关练习,复习本单元语法知识点和进行自由的交际活动等等。

Reading 阅读

选择与各单元话题相关的真实的阅读材料,旨在为学生提供真实的语言学习环境,提高学生的阅读能力。阅读篇章中包含新的语法结构和认知词汇,因此学生能独立或者在老师的指导下掌握阅读篇章的大意即可,没有必要搞清楚每个语

法细节和词汇的具体含义。

Writing Our Stories 写下我们自己的故事

写作与口语一样属于提供创造型任务供读者模仿。本教程将此环节分成了两部分——模仿篇和创造篇。书中先向学生展示把英语作为外语或第二语言的学生或教师写的文章作为范例供读者模仿参考,然后通过各种趣味练习如填充句子、联想写作等方式帮助学生完成自己的创作作品。本环节不但可以提高学生的写作能力,而且还可以有效地巩固本单元话题中出现的词汇和语法知识。

Practicing on Your Own 家庭作业

这一部分很简单,就是教师留给学生的家庭作业。中国教师可以根据实际情况将练习拿到课堂上来做,或者留给作为课后作业进行自我复习,特别是听力的复习。例如很多学生把“The Big Picture 大图片”部分的录音作为听力练习来记录录音中的故事或者对话。

Looking at.../Learning Tips 学习点滴

在本单元话题的基础上再生和扩展新的相关知识,进而扩展学生的视野和对语言地道应用的把握。

Grammar Summary 语法点睛

在每单元末都有本话题下重点语法知识的总结,教师可以根据实际需要在每课开始或结束时加以使用。

作者的话

我们相信本书一定会给大家带去应有的学习兴趣并且在未来的三四年中一定会再次修订改版。希望大家使用本书的这段时间内将您的切身感受告知我们,大家可以登陆网站 www.heinle.com 用 E-mail 与我们联系。我们真诚地希望知道使用者对本书的看法、意见和建议,最后祝大家轻松学习,快乐使用本教程!

About the Authors



Liz and I both work at Union County College in Elizabeth, New Jersey. We teach at the Institute for Intensive English, a large English as a Second Language program. Students from over 70 different countries study in our classes. Between us, Liz and I have been teaching at the college for over 40 years! When Liz isn't writing, she spends her time traveling, taking pictures, and watching her favorite baseball team, the New York Mets. Liz took many of the pictures in the texts, for which our

students eagerly posed. In the warm weather, I can't start my day without a 15- or 20-mile bicycle ride. My idea of a good time always involves the outdoors: hiking, kayaking, or simply working in my garden.

Barbara H. Foley
Elizabeth R. Neblett

Photo Credits

All photos courtesy of Elizabeth R. Neblett with the following exceptions:

Page 7, center left: ©Damian Strohmeyer/IPN/AURORA

Page 13: ©Gail Mooney/CORBIS

Page 22, right: ©AP Photo/Lenny Ignelzi

Page 23, top: ©Steve Raymer/CORBIS

Page 23, second: ©Robert Finken/Index Stock Imagery

Page 23, third: ©Mark E. Gibson at CLM/CORBIS OUTLINE


Page 23, fourth: ©Sally Moskol/Index Stock Imagery

Page 78: ©Dave Ryan/Index Stock Imagery



Contents

1	Nice to Meet You	2
2	My Classmates	8
3	At School	14
4	The Family	20
5	Home and Neighborhood	26
6	A Typical Day	32
7	Airport Jobs	38
	Audio Script	44



Nice to Meet You



Practicing on Your Own

1. **Vocabulary.** Look at the pictures. Write the correct word on the line below each picture.


school	desk	teacher	books
children	notebook	✓child	student
home	work	pencil	pencils

1.




child


2.




3.



4.



5.



6.




7.



8.



9.




10.



11.



12.



2. Write each sentence again. Use pronouns.

he she it they

1. The students are busy.

They are busy.

2. The classroom is large.

3. Paolo is from Italy.

4. Anna is single.

5. The teachers are in the hall.

6. This country is very large.

7. Mr. Lee is from Korea.

3. Write each sentence again. Use a contraction.

I am	I'm	We are	We're	I am not	I'm not	We are not	We aren't
You are	You're	They are	They're	You are not	You aren't	They are not	They aren't
He is	He's			He is not	He isn't		
She is	She's			She is not	She isn't		
It is	It's			It is not	It isn't		

1. I am a student.

I'm a student.

2. You are from Spain.

3. He is at work.

4. She is twenty years old.

5. They are not married.

6. We are students.

7. It is in the classroom.

8. She is not in class today.

4. Match each question with the correct answer.

- | | |
|---------------------------------------|---------------------------------------|
| ___ 1. Is your school small? | a. No, I'm not. I'm single. |
| ___ 2. Are you a teacher? | b. Yes, we are. |
| ___ 3. Is she from France? | c. Yes, it is. It's very large. |
| ___ 4. Is this a large city? | d. No, he isn't. He's from Australia. |
| ___ 5. Are you married? | e. No, I'm not. I'm at school. |
| ___ 6. Are we hardworking students? | f. No, I'm not. I'm a student. |
| ___ 7. Is your teacher from the U.S.? | g. Yes, it is. |
| ___ 8. Are you at work now? | h. Yes, she is. |

5. Write the questions that match each answer.

How old are you?

What's your telephone number?

What country are you from?

✓ What's your name?

Are you married?

What's your address?

1. What's your name?

My name is John Phillips.

2. _____

2375 Oak Hill Road.

3. _____

I'm from the United States.

4. _____

555-6322.

5. _____

Yes, I am.

6. _____


I'm 33.

6. Complete with a pronoun from the box.


she her he his they their



Her name is Bibiana. _____
is from Slovakia. _____ is twenty-seven years
old. _____ is single. _____ is
a student.



_____ name is Roberto. _____ is from
Brazil. _____ native language is Portuguese.
_____ is single. _____ is a student.
He works at a bank.



_____ names are Keren and Kimberly.
_____ are college students. _____ are
from Haiti. _____ native languages are French
and Creole.

7. Write a paragraph using the information from the box.



Name: Yoshi Yamazaki
Age: 31
Country: Japan
Marital status: Married
Occupation: High school teacher


His name is _____



Listening



8. Listen to each person. Then, answer the questions.



1. Who is from Uganda?
2. Who is from Peru?
3. Who is a teacher?
4. Who goes to classes three nights a week?
5. Who goes to a community college?
6. Is Eric's school big?
7. Is Eric's class big?
8. Is Paula's school big?

Eric.

Paula.




9. Listen and circle the correct answers.

- | | | |
|--|---------------------------|----------------------------|
| 1. <input checked="" type="radio"/> a. My first name is Maria. | b. My last name is Jones. | c. My middle initial is R. |
| 2. <input type="radio"/> a. I'm from the U.S. | b. I'm from California. | c. I'm from San Francisco. |
| 3. <input type="radio"/> a. I'm a student. | b. No, I'm not. | c. No, I'm Italian. |
| 4. <input type="radio"/> a. I'm from Russia. | b. I'm Canadian. | c. I'm from Florida. |
| 5. <input type="radio"/> a. No, it's big. | b. Yes, I am. | c. No, I'm not. |
| 6. <input type="radio"/> a. 555-3973. | b. 1215 Park Street. | c. 05063. |



10. Listen and write the sentences.



1. His name is Pablo.
2. _____
3. _____
4. _____
5. _____
6. _____
7. _____
8. _____



Reading: Michelle Kwan



Michelle Kwan is a figure skater. Her full name is Michelle Wing Kwan. Her birth date is July 7, 1980. She is from Torrance, California, but her parents immigrated from China. Kwan lives and trains in California, but she is also a student at the University of California at Los Angeles (UCLA).

Michelle Kwan is the winner of many figure skating competitions, including the Olympics. Her first big win was in 1996. She was first in the Grand Prix Final competition. She was second in the 1998 Winter Olympics in Nagano, Japan, and third at the 2002 Winter Olympics in Salt Lake City, Utah. Kwan was the U.S. champion for five years in a row, from 1999 to 2003. She also has five world titles.

Read each statement and circle Yes or No.

- | | | |
|---|--------------------------------------|--------------------------|
| 1. Michelle is a student. | <input checked="" type="radio"/> Yes | <input type="radio"/> No |
| 2. Her last name is Wing. | <input type="radio"/> Yes | <input type="radio"/> No |
| 3. Her birthday is in July. | <input type="radio"/> Yes | <input type="radio"/> No |
| 4. She is from China. | <input type="radio"/> Yes | <input type="radio"/> No |
| 5. She studies at the UCLA. | <input type="radio"/> Yes | <input type="radio"/> No |
| 6. She was first at the Nagano Winter Olympics. | <input type="radio"/> Yes | <input type="radio"/> No |
| 7. She has five U.S. championships. | <input type="radio"/> Yes | <input type="radio"/> No |

2 My Classmates

Practicing on Your Own

1. Complete the sentences about the pictures. Use the adjectives from the box.

cheap	dirty	lazy	✓ quiet
clean	expensive	messy	safe
dangerous	hardworking	neat	✓ talkative



1. He's talkative.
2. He isn't quiet.

3. This desk isn't _____.

4. It's _____.



5. He is _____.
6. He isn't _____.

7. These pants are _____.

8. They aren't _____.



9. This street is _____.
10. It isn't _____.

11. This neighborhood is _____.

12. It isn't _____.



2. Complete these conversations.

Yes,	he	is.
No,	she	isn't.

Yes,	they	are.
No,		aren't.



A: Tell me about your new boyfriend.

A: Is he handsome?

B: Yes, he's very handsome.

A: Is he tall?


B: Yes, _____.

A: Is he intelligent?

B: Yes, _____.

A: Is he rich?

B: No, _____.



A: Tell me about your new apartment.

A: Is it quiet?

B: Yes, _____.

A: Is it large?


B: Yes, _____.

A: Is it expensive?

B: Yes, _____.

A: Is it sunny?

B: Yes, _____.



A: Tell me about your English class.

A: Is the class interesting?

B: Yes, _____.

A: Is it difficult?

B: Yes, _____.

A: Are the students friendly?

B: Yes, _____.

A: Is the teacher nice?


B: Yes, _____.

A: Are the students lazy?

B: No, _____!

A: Are the students talkative?

B: Yes, _____!



3. Answer the questions about the picture. For some questions, several answers are correct.

1. Who is tired?
2. Who is noisy?
3. Who is busy?
4. Who is hungry?
5. Who is relaxed?
6. Who is young?
7. Who is messy?

Yafa is.

The girls are.

4. Now, answer some more questions.

1. Is the bath water hot or cold?
2. Is Kevin's desk neat or messy?
3. Are the girls talkative or shy?
4. Is Pedro relaxed or nervous?
5. Is Kevin young or old?
6. Is Pedro happy or sad?
7. Are the girls friendly or unfriendly?
8. Is Kevin's apartment noisy or quiet?

It's hot.