



百课一练 提高必备

第1册

小学·广州版

英语 技能训练

YING YU JI NENG XUN LIAN PEI TU BEN

配图本

广州市小学英语教研会 编

小学三年级上学期用



岭南美术出版社

小学·广州版

英语技能训练配图本

第一册

(小学三年级上学期用)

广州市小学英语教研会 编

岭南美术出版社

图书在版编目 (CIP) 数据

英语技能训练配图本. 第1册 / 鲁宗干主编. —广州:
岭南美术出版社, 2003. 7

ISBN 7-5362-2807-4

I. 英... II. 鲁... III. 英语课—小学—教学参考
资料 IV. G624. 313

中国版本图书馆CIP数据核字(2003)第062982号

英语技能训练配图本 (第一册)

出版、总发行: 岭南美术出版社

(广州市文德北路170号3楼 邮编: 510045)

经 销: 全国新华书店

印 刷: 台山市人民印刷厂有限公司

版 次: 2004年8月第二版

2006年7月第三次印刷

开 本: 787 mm×1092mm 1/16 印张: 8

ISBN 7-5362-2807-4

定价: 9.20元

说 明

本书根据广州市新编的小学英语实验教材《Success With English》的第一册而编写，其内容编排与课本同步，并侧重于知识与技能的练习。通过本书每单元的练习，学生可对知识的掌握程度和技能的水平作出自我评价，并反映在书后的自评表中，然后针对学习上的不足采取措施，加以改进。从而帮助学生更好地掌握英语学习的规律，提高学生的学习策略。

本书由广州市小学英语教研会组织教研员编写。

本书还有配套的录音带供选择。

编 者

2004年6月


Contents

Module 1 Unit 1 Exercise 1	(1)
Module 1 Unit 1 Exercise 2	(3)
Module 1 Unit 2 Exercise 1	(5)
Module 1 Unit 2 Exercise 2	(7)
Module 1 Unit 3 Exercise 1	(9)
Module 1 Unit 3 Exercise 2	(11)
Module 2 Unit 4 Exercise 1	(13)
Module 2 Unit 4 Exercise 2	(15)
Module 2 Unit 5 Exercise 1	(17)
Module 2 Unit 5 Exercise 2	(19)
Module 2 Unit 6 Exercise 1	(21)
Module 2 Unit 6 Exercise 2	(23)
Module 3 Unit 7 Exercise 1	(24)
Module 3 Unit 7 Exercise 2	(26)
Module 3 Unit 8 Exercise 1	(28)
Module 3 Unit 8 Exercise 2	(30)
Module 3 Unit 9 Exercise 1	(32)
Module 3 Unit 9 Exercise 2	(34)
Module 4 Unit 10 Exercise 1	(36)
Module 4 Unit 10 Exercise 2	(38)
Module 4 Unit 11 Exercise 1	(40)
Module 4 Unit 11 Exercise 2	(42)
Module 4 Unit 12 Exercise 1	(44)
Module 4 Unit 12 Exercise 2	(46)
Module 5 Unit 13 Exercise 1	(48)
Module 5 Unit 13 Exercise 2	(50)

Module 5 Unit 14 Exercise 1	(52)
Module 5 Unit 14 Exercise 2	(54)
Module 5 Unit 15 Exercise 1	(56)
Module 5 Unit 15 Exercise 2	(58)
Module 6 Unit 16 Exercise 1	(60)
Module 6 Unit 16 Exercise 2	(62)
Module 6 Unit 17 Exercise 1	(64)
Module 6 Unit 17 Exercise 2	(66)
Module 6 Unit 18 Exercise 1	(68)
Module 6 Unit 18 Exercise 2	(70)
Module 7 Revision	(72)
笔试参考题	(78)
口试参考题	(83)
听力练习朗读内容	(85)
参考答案	(103)
知识、技能自我评价表	(118)

Unit 1 Exercise 1

1. 根据听到的内容, 按读的顺序, 把代表英文字母的各点用线连接起来。



2. 听写大、小写字母。

(1) _____

(2) _____

(3) _____

(4) _____

(5) _____

(6) _____

3. 朗读下面的句子, 并说出其中文意思。

(1) Hi, children.

(2) Hello, Mr Li.

(3) This is Ben.

(4) This is Mr White.





(5) This is Miss Chen.

(6) Nice to meet you.

(7) I'm Sally.

(8) My name is Janet.

4. 读对话，做练习。

<p>Bobby: Hello, Mimmy. Mimmy: Hello, Bobby.</p>	
<p>Bobby: Hi, Piggy! Piggy: Hi, Bobby! Mimmy: Hello, Piggy! Piggy: Hello, Mimmy.</p>	
<p>Mousie: Hi! My name is Mousie. Bobby: Hello, I'm Bobby. Piggy: Hello, I'm Piggy.</p>	
<p>Mimmy: Hello! I'm...</p>	

在名字和相应的图之间划一横线。

(1) Mimmy



(2) Bobby



(3) Piggy



(4) Mousie







Unit 1**Exercise 2**

1. 写出听到的字母。(1)~(5)为大写, (6)~(10)为小写。

(1) _____	(2) _____
(3) _____	(4) _____
(5) _____	(6) _____
(7) _____	(8) _____
(9) _____	(10) _____

2. 根据听到的内容, 给图写上数字编号。

<p>()</p> <p>Sally Miss White Li Jun</p> 	<p>()</p> <p>Sally Ben Janet Tom</p> 
<p>()</p> <p>Janet Wang Ping</p> 	<p>()</p> <p>Yongxian Ben Chen Ping</p> 

3. 根据字母表顺序, 把代表字母的各点连线, 看看是什么动物。




4. 读对话, 做练习。


<p>Doggy: Hello, I'm Doggy White. I'm a teacher. Children: Hello, Mr White.</p>	
<p>Doggy: This is Bobby. This is Pobby.</p>	
<p>Pobby: No (不). I'm Pobby. Bobby: I'm Bobby. Doggy: Oh?</p>	

看图用适当的词填空, 把代表单词的字母写在适当的空格上。

A. Bobby B. Pobby C. teacher D. name E. is

(1)  I'm a _____. My _____ is Doggy White.





(2)  I'm _____.

(3)  My name _____.

Unit 2

Exercise 1

1. 听读句子，选出相应的图，把句子的英文大写编码填在括号里。

<p>()</p>  <p>Miss White Mr Chen</p>	<p>()</p>  <p>Mr Chen Sally</p>
<p>()</p>  <p>Mr Zhang Miss White</p>	<p>()</p>  <p>Jiamin Miss White</p>





2. 听写单词。

- | | |
|-----------|-----------|
| (1) | (2) |
| | |
| | |
| (3) | (4) |
| | |
| | |
| (5) | (6) |
| | |
| | |

3. 朗读下面的句子，并说出其中文意思。

- | | |
|--|--|
| (1) This is my teacher Mr Lu. | (2) This is my brother Li Wen. |
| (3) My name is Zhou Weijuan. | (4) Good morning, Miss Zhang. |
| (5) Good afternoon, Mr Chen. | (6) Good evening, Ben. |
| (7) How are you?
I'm fine, thank you. | (8) How are you?
I'm OK, thanks. And you? |

4. 读对话，做练习。

<p>Piggy: Good morning, Mr White. Doggy: Good morning, Piggy.</p>	
<p>Piggy: Good morning, Mr Sheep(绵羊). Mr Sheep: Good morning, Piggy.</p>	
<p>Piggy: Z...z...z...</p>	
<p>Piggy: Good morning, Miss Sheep. Miss Sheep: Good morning? Good afternoon.</p>	

看图用线把图与有关的单词连接起来。



(1) morning

(2) afternoon



(3) Mr Sheep

(4) Miss Sheep



Unit 2**Exercise 2**

1. 选出所听到的内容，并把正确答案的英文大写编码写在括号里。

- () (1) A. you B. your
() (2) A. Miss B. Mr
() (3) A. thanks B. thank
() (4) A. am B. and
() (5) A. hi B. hello
() (6) A. morning B. afternoon

2. 听读句子，写出下列句子所缺的单词。

- (1) My _____ is Jane.
(2) _____ new teacher.
(3) _____ your _____?
(4) _____ Liu Hong.
(5) _____ you.





3. 根据字母表的顺序，写出空格所缺的字母。

- | | |
|----------------|----------------|
| (1) ___ D ___ | (2) ___ G ___ |
| (3) ___ R ___ | (4) ___ B ___ |
| (5) ___ Q ___ | (6) ___ Y ___ |
| (7) ___ s ___ | (8) ___ u ___ |
| (9) ___ o ___ | (10) ___ t ___ |
| (11) ___ f ___ | (12) ___ h ___ |

4. 用适当的词填空并朗读句子。

- (1) This is _____ (I, my) brother.
(2) How _____ (is, are) you?
(3) My _____ (name, name's) Zhu Xiaoqing.
(4) _____ (What, What's) your name, please?
(5) Nice to meet _____ (you, your).


5. 读对话，做练习。

<p>Doggy: Good morning, children. Children: Good morning, Mr White.</p>	
<p>Mimmy: Hello, Pandy! Pandy: Hello, Mimmy.</p>	
<p>Mimmy: Hello, Piggy! Piggy: Hello, Mimmy!</p>	
<p>Mimmy: Hello, Bobby! Hello, Pobby! Ouch (哎哟)!</p>	

看图用线把图与有关的单词连接起来。

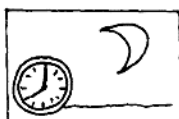
(1) morning

A.




(2) afternoon

B.



(3) evening

C.



Unit 3**Exercise 1**

1. 听读句子，把人物和他（她）所说的部分话用线连接起来。

Janet



Hello.

Ben



Good evening.

Chen Jiamin



Good morning.

Zhang Xiaoling



What's your name?

Zhou Yongxian



Nice to meet you.

2. 听读对话，把单词的编号写在括号内。

(1) Mr Chen: Good morning, Mrs Webb.

Mrs Webb: Good morning, Mr Chen.

Mr Chen: ____ (A. How B. Hello) are you?

Mrs Webb: ____ (A. My B. I'm) OK, thank ____ (A. you B. your).

____ (A. Are B. And) you?

Mr Chen: Fine, thanks.

(2) Mike: Hello, My ____ (A. name B. name's) Mike.

Li Wenqing: Hello, Mike. My ____ (A. name B. name's) is Li Wenqing.

Mike: ____ (A. How B. Nice) to meet ____ (A. you B. your).

Li Wenqing: ____ (A. How B. Nice) to meet ____ (A. you B. your) too.

(3) Ben: Hi, Xiaoling.

Xiaoling: Hi, Ben. ____ (A. This B. I'm) ____ (A. is B. are)

Ben. ____ (A. This B. I'm) ____ (A. is B. are) Wang

Xin.

Wang Xin: Hello, Ben.

Ben: Hello, Wang Xin.

(4) Kate: ____ (A. Name's B. I'm) Kate. K-A-T-E. Kate.

Sally: ____ (A. I B. My) ____ (A. name's B. name) Sally.

Kate: ____ (A. How B. Nice) to meet ____ (A. you B. your).

Sally: ____ (A. How B. Nice) to meet ____ (A. you B. your) too.

3. 写出对话中单词所缺的字母, 并朗读对话。

(1) A: Hello. My n_____ is Li Xiaofen.

B: Hello. I _____ Liu Guorong.

A: Nice to meet y_____.

B: Nice to meet y_____ too.

(2) A: Good morning, Mr Chen.





B: Good morning, Miss White.

A: How a _____ you?

B: Fine, thanks. A _____ you?

A: I _____ fine too. Thank y_____.

4. 读对话, 做练习。

<p>Piggy: Mum (妈), this is Mimmy. Mum: Hello, Mimmy! Mimmy: Hello!</p>	
<p>Piggy: Mum, this is my teacher, Mr White. Mum: Good evening, Mr White. Doggy: Good evening.</p>	
<p>Piggy: Mum, this is... Bobby: Hello, I'm Bobby.</p>	
<p>Pobby: Hello, I'm Pobby.</p>	

看图用适当的词填空, 把代表单词的字母写在适当的空格上。

A. Bobby

B. Doggy

C. Piggy

(1) I'm _____.



(2) I'm _____.



(3) I'm _____.



Unit 3**Exercise 2**

1. 听读句子，把代表句子的英文大写编码填在括号里。

- () (1) Good morning, Mr Webb.
- () (2) Hello, I'm Bai Ting.
- () (3) Hi, my name's Bill.
- () (4) How are you?
- () (5) I'm fine, thank you.
- () (6) Good afternoon, children.
- () (7) I'm OK, thank you. And you?
- () (8) This is Ben Webb.
- () (9) I'm your new teacher.
- () (10) Nice to meet you, Mr Shaw.

2. 听读对话，把单词的编号写在括号内。

- A. name's B. I'm C. you D. are
E. And F. This G. What's H. This
- (1) Mr Li: Hello. _____ Li Hong.
Miss White: Hello. My _____ Mary White.
- (2) Ben: How _____ you, Mr Chen?
Mr Chen: I'm fine, thank _____. _____ you?
Ben: Fine, thanks.
- (3) Sally: Hi, Mike.
Mike: Hi, Sally.
Sally: _____ is Tim. _____ is Mike.
Tim: Hello, Mike.
Mike: Hello, Tim.
- (4) Mr Chen: Hello, children. _____ your new teacher. _____
Chen Ming.
Children: Hello, Mr Chen.
- (5) Sam: Hello, Miss White.
Miss White: Hello. _____ your name?
Sam: My _____ Sam.