



教育改变人生
JIAOYU GAIBIAN RENSHENG
江西教育出版社

英语 基础训练

YINGYU JICHU XUNLIAN



XINKEBIAO

新课标

七年级·上学期
(配人教版)



江西教育出版社
JIANGXI EDUCATION PUBLISHING HOUSE

编写说明

为了更好地帮助教师指导学生学习,满足不同层次学校、不同水平学生的需要,我们在广泛征求专家、教师、学生和家长意见的基础上,集中全省部分优秀教师编写了这套基础训练。

编写中,我们坚持按照教育部颁布的《英语课程标准(实验稿)》的要求,紧密结合我省中小学教学的实际,力求做到紧扣教材,精选题目,循序渐进,突出重点,与教学同步。在重视“知识与技能”的巩固与训练的同时,注重在“过程”的体验与“方法”的获得中,培养学生的动手实践和探究创新能力,以及“情感态度与价值观”,促进全体学生都得到应有的发展,努力使其成为一本融知识、趣味、开放和创新为一体的符合实际需要的基础训练。

由于时间和编者水平的限制,本套基础训练中一定还存在不少不尽人意的地方,敬请广大教师批评指正。

新课标基础训练编写组

2006年8月

目 录

Unit 1 My name's Gina.	1
Unit 2 Is this your pencil?	4
Unit 3 This is my sister.	8
Unit 4 Where's my backpack?	11
Unit 5 Do you have a soccer ball?	15
Unit 6 Do you like bananas?	19
Mid-term Exam	23
Unit 7 How much are these pants?	27
Unit 8 When is your birthday?	31
Unit 9 Do you want to go to a movie?	35
Unit 10 Can you play the guitar?	40
Unit 11 What time do you go to school?	45
Unit 12 My favorite subject is science.	50
Term Exam	54
参考答案	59



Unit 1

My name's Gina.



自主预习

一、本单元要求学会介绍自己,问候别人,以及数字、电话号码的表达。能运用所学词汇口头掌握下列句式:

1. —What's your name? —My name is Gina. /I am Gina.
2. —Nice to meet you.
3. —What's your phone number? —It's 284--2942.

二、从Ⅱ栏中选出与Ⅰ栏相应的答句。

I

- () 1. Sit down, please.
- () 2. How are you?
- () 3. Hello!
- () 4. Good morning!
- () 5. What's your name?

Ⅱ

- A. Hello!
- B. Thank you!
- C. Good morning!
- D. My name is Gina.
- E. Fine. thank you.



课堂练习

一、按顺序默写字母 A~Z 的大小写。

二、下列每组字母中,哪个字母含有题前所给字母的音?(可多选)

1. E ①D ②F ③A ④G ⑤J ()
2. A ①G ②J ③L ④F ⑤X ()

3. I ①Y ②Z ③J ④H ⑤M

()

三、根据句意,用所给动词的适当形式填空。

1. Hello. Ann! How _____ (be) you?

2. What _____ (be) your name?

My name _____ (be) Li Lin.

3. Nice _____ (meet) you!

4. What _____ (be) your phone number?

四、完成下列对话。(每空一词)

1. A: Hello!

B: _____!

2. A: _____?

B: _____ name is Tony.

3. A: _____?

B: Her name is Linda.

4. A: _____!

B: Good morning!

5. A: _____?

B: It's 281-7543.



课后温习

一、选择填空。

() 1. —What's your phone number?

—_____ 467583.

A. Its

B. It's

C. He's

D. His

() 2. —Hello! Ben, How do you do?

—_____

A. Fine, thank you.

B. How are you?

C. How do you do?

D. Very good.

() 3. _____ Tony. What's your name?

A. I

B. My

C. I'm

D. My am

() 4. —_____, Ann! —Good morning, Jenny!

A. Good morning

B. Hello

C. Hi

D. Yes

() 5. 当你经介绍后认识某人,你应该说

A. Good morning!

B. Please sit down!

C. Thank you!

D. Nice to meet you!

() 6. My name is Jim Moore. So you can call me Mr _____.

A. Jim

B. Moore

C. Hall

D. Jack

二、根据句意,用所给动词的适当形式填空。

1. Hello, Ben! How _____ (be) you?

2. —What _____ (be) your sister's name?

— _____ (she) name's Lily.


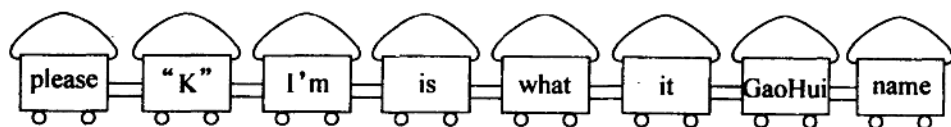
3. — _____ (be) you Peter?

—Yes, I _____ (be).

4. —What _____ (be) five and six?

—It _____ (be) eleven.

三、用所给的词组组成 5 个句子,注意大小写和标点符号。(每词只能用一次)



1. _____
2. _____
3. _____
4. _____
5. _____

Unit 2

Is this your pencil?



自主预习

一、本单元要求学会一般疑问句的回答。Yes, No, 以及指示代词 this, that 的用法。能运用所学词汇口头掌握下列句子:

1. —Is this your pencil? —Yes, it is. /No, it isn't.
2. —What's this in English? —It's a pencil.
3. How do you spell pencil?

二、看图, 编一个小对话, 写出正确的编号顺序。



- A. It's a pencil.
B. Yes. P-E-N-C-I-L, pencil.
C. Thank you.
D. What's this in English?
E. Can you spell it, please?

1. _____ 2. _____ 3. _____ 4. _____ 5. _____



课堂练习

一、看图, 补全对话。

- T: Excuse me. What's _____, please?
S: My name is Li Ming. How are you?
T: _____ fine, thanks. _____ you?
S: I'm _____, too. Excuse me, what's this in English?
T: It's _____ book.
S: Can you _____ it, please?
T: Yes. B—double O—K, book.



S: _____ you. Bye!

T: Bye!

二、下列每题中均有一处错误,指出并改正。

1. What are your name? ()
2. —How are you?
—Yes, thank you. ()
3. Welcome No. 50 Middle School. ()
4. Sorry. Are you Mr Green?
5. —Sorry.
—That's right. ()
6. A: Hi, Jim. She is my friend, Lucy.
B: How do you do, Lucy?
C: How do you do? ()

三、句型转换。

1. Miss Gao is my teacher. (改为否定句)

2. Is that your desk? (改为肯定句)

3. What's this in English? (用 pencil 回答)

4. I can spell "apple". (改为一般疑问句)

5. You aren't a girl. (用 I 改写)

四、从 II 栏中找出与 I 栏相对应的答句。

I

- () 1. How do you do?
- () 2. See you later.
- () 3. Hello!
- () 4. Are you Wei Fang?
- () 5. This is Mrs Green.
- () 6. What's this?
- () 7. Nice to meet you.

II

- A. Fine, thank you.
- B. Yes, I can.
- C. Yes, I am.
- D. How do you do?
- E. How do you do, Mrs Green?
- F. See you later.
- G. Nice to meet you, too.



() 8. Sit down, please.

() 9. What's your name, please?

() 10. Can you spell it, please?

() 11. How are you?

() 12. Good morning, Polly!

H. Good morning!

I. I'm Jim.

J. It's "Q".

K. Thank you.

L. Hello!

五、写出下列缩写形式。

1. What is _____

3. It is _____

5. You are _____

7. He is _____

2. I am _____

4. Where is _____

6. My name is _____

8. It is not _____



课后温习

一、根据句子的意思,在空格上填上一个恰当的词。

1. —Is this your English book? —_____, it is.

2. —Are you a teacher? —No, I'm _____.

3. What's this _____ English?

4. Can you spell your name, _____?

二、朗读对话,选出能补全对话的正确选项。

1.



—Excuse me. Are you Mr Green?

—No, I'm not.

—Sorry.

—_____



A. That's right.

B. All right.

C. Right.

D. That's all right.

2.



—Can you lend me your bike?

—Certainly. Here you are.

—Thank you very much.

—_____



A. Goodbye.

B. Bye-bye.

C. See you.

D. You're welcome.

3.



—Good morning, Mr Read.

—Good morning, Miss Lee.

Sit down, please.

—_____



A. Thank you.

B. Sit down, please.

C. Nice to meet you.

D. Hello!

4.



—Hello, Miss Gao.
How are you?
—



- A. How are you?
- B. Fine, thank you. And you?
- C. How do you do?
- D. Thank you very much.



Unit 3

This is my sister.



自主预习

一、本单元要求同学们初步掌握人称代词主格 I, he, she, they 的用法。运用所学词汇口笔头掌握下列句式：

1. This is my brother.
2. —Is she your sister? —Yes, she is. /No, she isn't.

二、根据句意或用括号里所给单词的适当形式填空。

1. These are _____ (pen).
2. —_____ those your parents?
—Yes, they _____ (be).
3. This is _____ (she) sister.
4. My father's father is my _____.



课堂练习

一、找出下列各组单词中画线部分发音与众不同的一个。

- | | | | |
|---------------------------|--------------------|--------------------|--------------------|
| () 1. A. <u>the</u> se | B. p <u>e</u> n | C. sh <u>e</u> | D. <u>h</u> e |
| () 2. A. <u>ei</u> ght | B. th <u>e</u> y | C. th <u>a</u> t | D. gr <u>ea</u> t |
| () 3. A. th <u>o</u> se | B. m <u>o</u> ther | C. s <u>o</u> n | D. l <u>o</u> ve |
| () 4. A. f <u>a</u> ther | B. th <u>i</u> s | C. th <u>e</u> y | D. th <u>a</u> nk |
| () 5. A. fr <u>i</u> end | B. th <u>i</u> s | C. fam <u>i</u> ly | D. s <u>i</u> ster |

二、按要求完成下列各题。

- | | |
|---------------------|-------------------------|
| 1. he's(完全形式) _____ | 2. that is(缩略形式) _____ |
| 3. son(对应词) _____ | 4. those(单数) _____ |
| 5. aunt(同音词) _____ | 6. four(同音词) _____ |
| 7. thank(名词) _____ | 8. this(复数) _____ |
| 9. his(主格代词) _____ | 10. she(形容词性物主代词) _____ |



三、找出各组单词中不合群的一个。

- | | | | |
|-------------------|-----------|-----------|-----------|
| () 1. A. ruler | B. pen | C. watch | D. book |
| () 2. A. its | B. he | C. she | D. it |
| () 3. A. brother | B. sister | C. friend | D. father |
| () 4. A. thank | B. love | C. see | D. dear |
| () 5. A. he | B. your | C. my | D. her |

四、同义句转换。(每空一词)

1. Thanks very much.

_____ very much.

2. I'm Dave.

_____ Dave.

3. Jenny is his daughter.

_____ is _____.

4. Tom is Mr Green's son.

Mr Green is _____.

五、根据短文内容,把文中的画线部分译成汉语。

Dear Rose,

①Thank you for your letter. I'm fine. Thanks. How are you? ②I have a small family. There are only four people in it. My sister's name is Lucy. She is 9 years old. ③Tell(告诉) me something about your family, please. ④I'm a student. What about you? I like sports very much. ⑤I think doing sports is good for people's health. ⑥I like writing in English, and I want to be your pen-friend, too.

Best wishes!

Yours,
Sarah

- ① _____
- ② _____
- ③ _____
- ④ _____
- ⑤ _____
- ⑥ _____





课后温习

一、单数句与复数句互换。(每空一词)

1. That's my friend.

_____.

2. Are these your sons?

_____?

3. He is a teacher.

_____.

4. They are girls.

_____.

二、按要求变换句式。

1. That is my good friend. (改为否定句)

_____ good friend.

2. These are her sisters. (改为一般疑问句)

_____ her sisters?

3. —Is this his daughter? (肯定回答)

—_____, it is.

4. Are those your grandparents? (改为陈述句)

_____.

三、根据汉语完成下列各句。

1. 这是我的家庭照。

This is _____.

2. 这两位是你的兄弟吗?

_____ these two _____?

3. ——赵艳是他的婶婶吗?

——是的。

—Is Zhao Yan his aunt?

—Yes, _____.

4. 再见!

_____ soon.

Unit 4

Where's my backpack?




自主预习

一、本单元要求掌握表示地点、方位的介词,以及谈论地点的特殊疑问句和一般疑问句的问和答,能运用所学词汇口头掌握下列句式:

1. —Where's my backpack? —It's under the bed.
2. —Are my books on the chair? —No, they aren't. / I don't know.

二、根据下图完成句子。



1. The ball _____.
2. Ann's bag _____.
3. The cat _____.
4. Sam's coat _____.
5. The picture _____ the wall.



课堂练习

一、根据句意及所给首字母填上适当的词,完成句子。

1. Please t _____ these new books to your classroom.
2. —Where's my cat?
—It's on the f _____.
3. Look! The soccer ball is u _____ the chair.
4. Please put the desk b _____ the sofa and the dresser.
5. Put the brooms(扫帚) b _____ the door, please.

二、根据汉语完成句子。

1. I don't know his _____ (想法).
2. Can you _____ (带来) some things to school?
3. There are two _____ (图画) on the wall.
4. There are some _____ (激光唱片) in the drawer.
5. I _____ (需要) some notebooks.

三、根据所给的单词及句末标点, 将其组成适当的句子。

1. the wall are there pictures on three
_____.
2. floor on my baseball my is under the bed
_____.
3. to bring can some you things school
_____?
4. dresser the her math next book to is
_____.
5. the drawer keys are in chair the behind the
_____?



课后温习

一、按要求改写下列句子, 每空填一词。

1. The baseballs are on the sofa. (改为一般疑问句)
_____ on the sofa?
2. Is it in the backpack? (否定回答)
_____, it _____.
3. —Where are my books? (完成答句)
—Sorry. I _____.
4. I can see some books on the table. (对画线部分提问)
_____ can you _____ on the table?
5. Tommy's math book is on the floor. (对画线部分提问)
_____ Tommy's math book?



二、根据中文完成句子,每空一词。

1. 沙发靠近梳妆台。

The sofa is _____ the dresser.

2. 课桌在床和沙发之间。

The desk is _____ the bed _____ the sofa.

3. 请把这本数学书带给你姐姐。

Please _____ the math book _____ your sister.

4. 书在书箱里吗?

_____ the books in the bookcase?

5. 那个房间里也有一台电脑。

_____ a computer in that room, _____.

三、阅读理解。

A Picture

This is a picture of a classroom. The classroom is big and clean(干净的). You can see a teacher's desk, five desks and six chairs. You can see a girl and a boy, too.

Three books are on the teacher's desk. A pencil case is on a desk. Two pens and two rulers are in the pencil case. A schoolbag is behind a chair. A ball is on the floor.

The girl is Lucy. She is eleven. The boy is Mike. He is twelve. They are in Class Two, Grade One. They are good friends. Their teacher is Miss Green. She is not here.

- () 1. —What is the picture of? —_____.

A. Boys and girls

B. Desks and chairs

C. Pens and pencils

D. A classroom

- () 2. —Where are the two pens? —They are _____.

A. in the pencil case

B. on the teacher's desk

C. behind the chair

D. on the floor

- () 3. —Who is eleven? —_____.

A. Lucy

B. Lily

C. Mike

D. I don't know

- () 4. —Who is their teacher? —_____.

A. Mrs Green

B. Mr Green

C. Miss Green

D. Miss Gao

- () 5. —Are Mike and Lucy good friends? —_____.






A. Yes, they're not

B. No, they aren't

C. Yes, they are

D. No, they're

四、根据图画内容回答问题。



1. What's on the wall?

2. Can you see a river in the picture?

3. What can you see on the river?

4. Can you see the jeeps in the picture?

