



CAMBRIDGE
EXAMINATIONS
PUBLISHING

口语部分根据2001年7月
修改的测试要求进行
最新修订

外研社·剑桥雅思考试培训教程

Vanessa Jakeman and Clare McDowell (英) 著

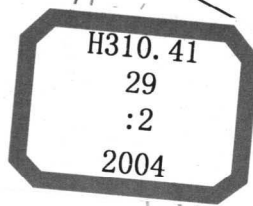
Insight into
IELTS
Extra
with Answers

剑桥雅思考试题型透析²
Updated Edition
最 新 版

外语教学与研究出版社
剑桥大学出版社




CAMBRIDGE
EXAMINATIONS
PUBLISHING



口语部分根据2001年7月
修改的测试要求进行了
最新修订

卜研社·剑桥雅思考试培训教程

Vanessa Jakeman and Clare McDowell (英) 著
杨培丹 译



剑桥雅思考试题型透析₂

Updated Edition
最 新 版

外语教学与研究出版社
剑桥大学出版社
北 京

京权图字: 01 - 2004 - 0250

Insight into IELTS Extra with Answers by Vanessa Jakeman and Clare McDowell first published by Cambridge University Press 2003, updated edition 2003

This edition for the People's Republic of China is published by arrangement with the Press Syndicate of the University of Cambridge, Cambridge, United Kingdom.

© Cambridge University Press & Foreign Language Teaching and Research Press 2003

This book is in copyright. No reproduction of any part may take place without the written permission of Cambridge University Press or Foreign Language Teaching and Research Press.

This edition is only for sale in the People's Republic of China, excluding the Hong Kong and Macau SARs.

本书版权由剑桥大学出版社和外语教学与研究出版社共同拥有。本书任何部分之文字及图片,如未获得本社书面同意,不得用任何方式抄袭、节录或翻印。

本版本仅供在中华人民共和国内地销售,不得在香港特别行政区及澳门特别行政区销售。

图书在版编目(CIP)数据

剑桥雅思考试题型透析 2/(英)杰克曼(Jakeman, V.), (英)麦克道尔(McDowell, C.)著;杨培丹译.

—北京:外语教学与研究出版社,2003

ISBN 7-5600-3839-5

I. 剑… II. ①杰… ②麦… ③杨… III. 英语—高等学校—入学考试, 国外—自学参考资料
IV. H310.41

中国版本图书馆 CIP 数据核字(2003)第 103618 号

出 版 人: 李朋义

责任编辑: 窦中川

出版发行: 外语教学与研究出版社

社 址: 北京市西三环北路 19 号 (100089)

网 址: <http://www.fltrp.com>

印 刷: 北京京科印刷有限公司

开 本: 889×1194 1/16

印 张: 10

版 次: 2004 年 1 月第 1 版 2005 年 6 月第 3 次印刷

书 号: ISBN 7-5600-3839-5

定 价: 21.90 元

* * *

如有印刷、装订质量问题出版社负责调换

制售盗版必究 举报查实奖励

版权保护办公室举报电话: (010)88817519

前 言

“外研社·剑桥雅思考试培训教程”是一套专为雅思考试编写的权威培训教材，由英国剑桥大学考试委员会雅思高级主考官Vanessa Jakeman和Clare McDowell亲自执笔编写。该套教程中的全真试题资料由剑桥大学考试委员会提供，极具权威性和实用性。本丛书系英联邦国家雅思培训机构专用教材，书中提供的实例最为接近雅思考试真题，在雅思培训方面具有不可替代的作用。其中《剑桥雅思考试题型透析》（*Insight into IELTS*）一书具有雅思考试培训“圣经”的美称。

剑桥大学出版社是剑桥大学考试委员会（UCLES）雅思培训资料的惟一官方出版机构。本书是剑桥大学为雅思考试编写的权威的备考系列书籍之一。通过学习书中真实可靠的培训资料，读者可以获得熟悉雅思考试模式、锻炼应试技巧的绝佳机会。因此，本书是读者备考雅思的首选书籍。

本书提供给读者更多优秀的雅思备考训练材料。配合《剑桥雅思考试题型透析》一书使用，学习效果更佳。本书的所有章节与《剑桥雅思考试题型透析》的所有章节均一一对应，书中讲解的解题技巧和习题是对读者在《剑桥雅思考试题型透析》一书中所学知识的巩固和提高。本书所用习题资料接近于雅思真题，其习题难度与雅思考试真题难度完全一致。通过学习本书，读者可以对雅思考试中所涉及的题型及解题技巧有一个全面、深入的认识，从而有助于读者在考试中克敌制胜，取得骄人的成绩。

如何使用本书？

本书可与《剑桥雅思考试题型透析》教程配合使用，用于教师课堂教学或布置家庭作业均可。除此之外，本书亦是读者自学备考的良师益友。书中所提供的大部分练习资料均适合读者自学，书中也有部分练习需要两人协同进行，以取得最佳学习效果。与他人共同学习，读者便有机会参与讨论，从同伴那里获得启发，同时强化口语技能。

本书特色：

- ★ 本书习题资料囊括雅思考试听、说、读、写各项测试，并有专门章节讲解普通类测试的阅读和写作部分。
- ★ 书中所用习题资料均按雅思考试最新标准编写，并对新的口语测试模式进行分析。
- ★ 每章均含考试信息，引导读者解题思路，并以TEST TIP的形式给予读者学习建议。
- ★ 书中的词汇扩充练习和写作与口语中的观点形成与观点表达练习，使读者在使用英语语言的过程中变得驾轻就熟，同时也让他们领悟到该如何“学术性”地使用英语。
- ★ 答案部分包含了详尽的习题答案、录音文本以及写作范文。

关于《剑桥雅思考试题型透析》和雅思考试的详细信息，读者可参见该书的“前言”部分。

外语教学与研究出版社
剑桥大学出版社

Contents

THE LISTENING MODULE

UNIT 1	Orientating yourself to the text	8
	<i>Match pictures to context – role of speakers</i>	
	<i>Anticipating the speakers' questions and relationship</i>	
	<i>IELTS Section 1 task</i>	
UNIT 2	Listening for specific information	11
	<i>Multiple-choice type questions</i>	
	<i>IELTS Section 1 task</i>	
	<i>Note completion – notes and full sentence format</i>	
	<i>IELTS Section 1 task</i>	
UNIT 3	Identifying detail	15
	<i>Focus on facts, figures and details – taking notes</i>	
	<i>Expanding written notes into talks</i>	
	<i>IELTS Section 2 task</i>	
UNIT 4	Identifying main ideas	19
	<i>Listening to short dialogues – identifying speakers and topic</i>	
	<i>Table completion</i>	
	<i>IELTS Section 2 task</i>	
UNIT 5	Seeing beyond the surface meaning	22
	<i>Listening to short conversations</i>	
	<i>Identifying topic and number of speakers</i>	
	<i>Listening for opinion – agreeing and disagreeing</i>	
	<i>Picking the topic from the introduction</i>	
	<i>IELTS Section 3 task</i>	
UNIT 6	Following signpost words	25
	<i>Predicting what's coming</i>	
	<i>IELTS Section 3 task</i>	
	<i>Focus on signpost words</i>	
UNIT 7	Being aware of stress, rhythm and intonation	28
	<i>Focus on prosodic features in lectures and talks</i>	
	<i>Note-taking</i>	
	<i>Intonation in questions</i>	
	<i>IELTS Section 4 task</i>	

THE READING MODULE

UNIT 1	Orientating yourself to the text	32
	<i>Recognising the topic and main idea</i>	
	<i>Summarising main ideas</i>	
	<i>Recognising key vocabulary</i>	
	<i>Looking at word formation</i>	
UNIT 2	Skimming/Scanning for specific information and detail	36
	<i>Locating specific information</i>	
	<i>IELTS tasks</i>	
UNIT 3	Identifying main and supporting ideas	40
	<i>Recognising linking words – jumbled paragraphs</i>	
	<i>Types of multiple-choice questions</i>	
	<i>IELTS task</i>	
	<i>Linking ideas</i>	
UNIT 4	Improving global reading skills	45
	<i>Paragraph structure</i>	
	<i>Topic sentence and key vocabulary</i>	
	<i>IELTS task</i>	
UNIT 5	Summarising	50
	<i>Understanding paraphrase</i>	
	<i>IELTS tasks</i>	
UNIT 6	Understanding argument	54
	<i>Following the line of development</i>	
	<i>IELTS task</i>	
	<i>Recognising arguments</i>	
	<i>IELTS task</i>	
UNIT 7	Identifying opinion/attitude and making inferences	57
	<i>Scanning for names</i>	
	<i>Recognising the writer's views</i>	
	<i>IELTS task</i>	
UNIT 8	The General Training module, Section 1	62
	<i>Recognising text types</i>	
	<i>IELTS tasks</i>	
UNIT 9	The General Training module, Section 2	65
	<i>IELTS tasks</i>	

THE WRITING MODULE

UNIT 1	Describing facts and figures	69
	<i>Getting the facts right</i>	
	<i>Being precise</i>	
	<i>Describing the data</i>	
	<i>Approaching the task – 1</i>	
UNIT 2	Describing trends	74
	<i>Increasing and decreasing trends</i>	
	<i>Describing stability and fluctuation</i>	
	<i>Approaching the task – 2</i>	
	<i>Language focus</i>	
UNIT 3	Summarising data	77
	<i>Describing significant details</i>	
	<i>Paragraph structure and links</i>	
	<i>IELTS Task 1</i>	
UNIT 4	Describing a process	82
	<i>Studying the diagram</i>	
	<i>Using appropriate linkers</i>	
	<i>Organising information logically</i>	
	<i>IELTS Task 1</i>	
UNIT 5	General Training, Task 1	86
	<i>Understanding the task</i>	
	<i>Deciding what to include</i>	
	<i>Organising the points</i>	
	<i>IELTS Task 1</i>	
UNIT 6	General Training, Task 1 continued	89
	<i>Getting your message across</i>	
	<i>Reasons for writing a letter</i>	
	<i>Setting the right tone</i>	
	<i>IELTS Task 1</i>	
UNIT 7	Academic and General Training, Task 2	92
	<i>Analysing the task</i>	
	<i>Forming ideas</i>	
UNIT 8	Planning a structure, Task 2	95
	<i>Presenting ideas</i>	
	<i>The body, introduction and conclusion</i>	
	<i>IELTS Task 2</i>	
UNIT 9	Introducing topics and main ideas	98
	<i>Using appropriate structures</i>	
	<i>Rhetorical questions</i>	
	<i>Expressing feelings</i>	
	<i>Improving an answer</i>	

UNIT 10	Developing an argument	102
	<i>Structuring an argument</i>	
	<i>Focus on cohesion – using linkers</i>	
	<i>IELTS Task 2</i>	

UNIT 11	Writing your answer	106
	<i>More work on cohesion</i>	
	<i>Complex sentences</i>	
	<i>Grammar – precise use of adjectives and adverbs</i>	

THE SPEAKING MODULE

UNIT 1	Part one – the interview	110
	<i>Responding fully and appropriately</i>	
	<i>Linking ideas</i>	
	<i>Guided speaking</i>	
	<i>Sentence stress</i>	

UNIT 2	More practice for Part one	114
	<i>Ways of answering questions</i>	
	<i>Opening phrases</i>	
	<i>Guided speaking – talking about sport</i>	

UNIT 3	Part two – the long turn	117
	<i>Tackling the topic</i>	
	<i>Focus on making notes</i>	
	<i>Model long turns</i>	

UNIT 4	More practice for Part two	120
	<i>Focus on what the examiner is looking for</i>	
	<i>Brainstorming ideas</i>	
	<i>More Part two topics</i>	
	<i>Giving the talk – checking your performance</i>	

UNIT 5	Part three – the two-way discussion	123
	<i>How to approach the Part three questions</i>	
	<i>Ways of beginning your answer</i>	
	<i>Anticipating the issues – expanding the topic</i>	

UNIT 6	More practice for Part three	127
	<i>More work on giving opinions</i>	
	<i>Using adverbs to express an opinion</i>	

RECORDING SCRIPT	130
-------------------------	-----

ANSWER KEY	144
-------------------	-----

ACKNOWLEDGEMENTS	160
-------------------------	-----

目 录

听 力 部 分

UNIT 1	熟悉主题 搭配图片与语境：说话人的角色 预测说话人的问题和相互关系	8
UNIT 2	听特定信息 多项选择题 句子填充：短句和整句形式	11
UNIT 3	找出细节 做笔记：注意事实、数字和细节 把笔记扩充为句子	15
UNIT 4	找出主要观点 听短对话：识别说话人和主题 表格填充	19
UNIT 5	听弦外之音 听短会话 推断主题和说话者人数 听观点：同意和不同意 从介绍中找主题	22
UNIT 6	跟随主题词 预测下文 注意主题词	25
UNIT 7	注意重音、节奏和语调 注意演讲和交谈中的韵律特征 做笔记 疑问句的语调	28

阅 读 部 分

UNIT 1	熟悉主题 明确主题和要点 概括要点 识别关键词 注意单词的构成	32
UNIT 2	略读/挑读特定信息和细节 定位特定信息	36
UNIT 3	找出主要观点和支持性观点 在混杂的段落中识别连接词 选择题的类型 观点的衔接	40
UNIT 4	提高综合阅读技能 段落结构 主题句和关键词	45
UNIT 5	概括 理解段落大意	50
UNIT 6	理解论点 跟进论证过程 找出论点	54
UNIT 7	识别观点/态度并进行推理 浏览名称 找出作者的观点	57
UNIT 8	普通培训类测试：Section 1 识别主题类型	62
UNIT 9	普通培训类测试：Section 2	65

写作部分

UNIT 1	描述事实和图表 获取正确信息 准确表达 描述数据 解题策略: 1	69
UNIT 2	描述趋势 上升和下降趋势 描述平稳和波动 解题策略: 2 语言点	74
UNIT 3	概括数据 描述重要细节 段落结构和衔接	77
UNIT 4	描述过程 研究图表 使用恰当的连接词 合乎逻辑地组织信息	82
UNIT 5	普通培训类测试: Task 1 理解题目要求 确定所写内容 组织要点	86
UNIT 6	普通培训类测试: Task 1 (续) 准确表达你的意思 写信的几个理由 使用正确的语气	89
UNIT 7	学术类和普通培训类测试: Task 2 分析试题 形成观点	92
UNIT 8	安排结构: Task 2 陈述观点 主体、引言和结论	95
UNIT 9	引入主题和主要观点 使用合适的结构 修辞性疑问句 表达感受 润色答案	98

UNIT 10	展开论述 构造一个论点 注意连贯性: 使用连接词	102
UNIT 11	写作 进一步注意连贯性 复杂句 语法: 正确使用形容词和副词	106

口语部分



UNIT 1	第1部分: 面试 全面、恰当的回应 把观点联系起来 有引导的交谈 重读	110
UNIT 2	第1部分的更多练习 回答问题的几种方式 开场白 引导性陈述: 谈论运动	114
UNIT 3	第2部分: 个人陈述 抓住主题 注意做笔记 发言示范	117
UNIT 4	第2部分的更多练习 注意考官想了解什么 用头脑风暴法构思 更多第2部分的话题 检验你的表现	120
UNIT 5	第3部分: 双向讨论 如何应对第3部分的提问 开始作答的方式 预测议题: 扩展主题	123
UNIT 6	第3部分的更多练习 表达观点 使用副词表达观点	127
录音文本		130
答案		144
致谢		160

Listening

UNIT 1 Orientating yourself to the text 熟悉主题

Pre-listening

- Look at the twelve pictures below showing people in different situations.
- Try to imagine what the speakers are talking about.





EXTRACT 1

- Listen to Unit 1 Extract 1. You will hear ten short extracts. As you listen, match the pictures to each extract. There are two pictures you do not need.
- Listen to Extract 1 again. Decide which speaker is asking for information and which one is giving information. Where there is only one speaker, can you say who the speaker is talking to?
- Now listen for a final time and make a note of the key words which helped you to do this task.

Extract	Picture	Asking for information	Giving information	Key words
1	a	Speaker 1	Speaker 2	we're looking for / can you tell us / turn left, turn right
2				
3				
4				
5				
6				
7				
8				
9				
10				

Follow-up

- Choose one of the pictures above and write your own script to match the illustration.
- Read it out loud to your study partner and see if he/she can name the picture you have chosen.



EXTRACT 2

TEST TIP

Section 1 中只有两人对话，但整个听力测试中可能会出现多人对话的情形。

IELTS Listening Section 1

Table completion

- Look at the table below. What is the topic of the listening text?
- Read the words at the top of each column and turn them into a full question. This will help you to follow the conversations.
- For each question, decide what information you need to listen for, e.g. a type of food.
- How many speakers do you expect to hear?
- Listen to Unit 1 Extract 2 and complete the table.

Questions 11–20

Complete the table below. Write **NO MORE THAN TWO WORDS** or **USE A SYMBOL** for each answer.

STUDENT FOOD OUTLET SURVEY				
	Preferred food outlet?	Type of purchase?	Daily expenditure?	More food outlets required? ✓✓ Yes X No ? Undecided
Student 1	Main Building	11	12	13
Student 2	14	Frwt	15	16
Student 3	17	18	19	20

Follow-up

- Imagine you are going to undertake a survey on one of the following topics.
 Use of the school library or Independent Learning Centre
 Out of school activities
 Shopping facilities in the area
 Type of clothes worn
 Use of the Internet
- Think of four different questions you could ask on the topic you have chosen.
- Create a table like the one above and find at least two people to interview.

Listening

UNIT 2 Listening for specific information 听特定信息

雅思听力测试包含3种选择题。仔细阅读每个问题的题干，弄清楚题目要求，然后阅读各个选项，观察它们的区别。

Pre-listening

- What is the difference between questions 1a and b below? Which is easier to follow? Why?
- Read the stem of each question carefully to see what it is asking. Then read the possible answers. This will help you to focus your listening.



EXTRACT 1

- Listen to Unit 2 Extract 1 and answer question 1.

Circle the correct letter A–C.

1a Susan is looking for a

- A** flat of her own.
- B** cheap hotel.
- C** share house.

1b What kind of accommodation does Susan want?

- A** a flat of her own
- B** a cheap hotel
- C** a share house

Pre-listening

- What is the difference in question format between questions 2 and 3 on page 12?
- What do you think is the most likely context of each question?
- When you read the stem, underline any key words which help you to understand exactly what to listen for.



EXTRACT 2

- Listen to Extract 2 and circle the correct letter A–C.
- Were you tempted to choose any of the 'wrong' answers in Q 1, 2 and 3? If so, why?
- What were the key words on the tape that led you to the correct answer?

TEST TIP

不要简单地将试卷上的词汇跟你在录音中听到的词汇对号入座，而是要认真阅读题干，避免选错答案。

- 2 Which lecture did the man attend in the afternoon?
A psychology
B sociology
C history

- 3 The woman wants to study
A medicine.
B medical science.
C vet science.



EXTRACT 3

另一种选择题要求你从一系列单词或词组中选择正确答案。

- Read question 4. Then listen to Unit 2 Extract 3 and answer the question. You have to choose two words here, but you will only get one mark as this is considered to be one question.
- Listen again, and make a note of the exact words used in the recording. Were they the same words as the words in the list?

Question 4

Circle **TWO** letters A–G.

Which **TWO** things should they take on the walk?

- A** rucksack
- B** water container
- C** soft drinks
- D** cold food
- E** insect repellent
- F** camera
- G** sunglasses



EXTRACT 4

TEST TIP

在Section 1 的开头部分总会有一道例题。

IELTS Listening Section 1

Multiple choice

Questions 5–11

Circle the correct letters A–C.

Example The students are going on a

- A** geography picnic.
- B** sports club trip.
- Ⓒ** university outing.

- 5 The coach leaves the bus station at
A 7.00 am.
B 7.45 am.
C 8.00 am.

- 6 The journey there will take approximately
 A 2 hours.
 B 2 and a half hours.
 C 3 hours.
- 7 Maria doesn't have the information because she has
 A recently joined the university.
 B been away on holiday.
 C changed her course.
- 8 The first activity will be to
 A walk across the top of the dam.
 B view the dam from downstream.
 C see the dam in operation.
- 9 The students will sleep in
 A cheap accommodation.
 B overnight cabins.
 C tents.
- 10 Meals will be provided in the form of
 A breakfast only.
 B breakfast and lunch.
 C breakfast and dinner.
- 11 Sydney's daily water consumption is equal to the contents of
 A 20,000 kms of pipes.
 B 600 full-size swimming pools.
 C 262 service reservoirs.

Questions 12–14

Which **THREE** things does Steve recommend bringing?

Circle **THREE** letters A–F.

- A binoculars
 B camera
 C penknife
 D map
 E raincoat
 F mobile phone

雅思听力测试中主要有两种填充题。

第1种：以摘要而非完整句子的形式给出提示。

第2种：以句子形式给出提示，其中句子需要填充1~3个单词。需要填充的单词通常位于句中，有时也在句尾。

Pre-listening

- Look at the note completion tasks below. Which type of note completion is each question? Write 1 or 2 in the second column.
- Which of the two formats do you find easier to follow when listening. Why?
- Turn the prompts below into full questions, and decide what type of information you must listen out for. Write a note about this in the third column.

	Type 1 or Type 2 ?	Type of information needed
<i>Example:</i> Bus departs at what time does the bus depart?	Type 1	A time
15 The man wants to study at university.		
16 Louis Pasteur was born in (2 possible questions.)		
17 Cost of concession ticket \$		
18 Address Street		
19 Reason for delay		
20 New Yorkers consume gallons of water each day.		
21 Date of arrival		
22 The problem of longitude plagued the early navigators for years because they lacked the ability to		
23 Type of car		
24 Spring rolls are made from		



EXTRACT 5

IELTS Listening Section 1

Note completion

- Look at the task below. What do you think the context of the listening will be?
- Turn the notes in the task into a full question, e.g. When is the conference?
- Write a note in the column on the right about what you expect to hear, e.g. *a number, place*.
- Now listen to Unit 2, Extract 5 and complete the task.

Questions 25–34

Complete the notes below. Write **NO MORE THAN THREE WORDS** for each answer.

<u>Architecture 21 conference</u>		Type of information needed
Conference dates	(25)
Conference venue	(26)
Reservations phone no.	(27)
Cost \$300 for 3 days		
Student rate \$150 for 3 days or	(28) a day
Contact person	(29)
<u>Must act fast!</u>		
Closing date for talks	(30)
Send outline to include	(31)
maximum length	(32)
Also send	(33)
e-mail address	(34) @uniconf.edu.au

Listening

UNIT 3 Identifying detail 找出细节

Pre-listening

- Look at the ideas below.
- Write questions to find out this information about the game of football (soccer).





EXTRACT 1

- Listen to five mini-talks on different aspects of the game of football. Match the talks to the topics in the thought bubbles on page 13. Write the topic in the topic column in the table below.
- Listen again and note down important details. Don't write full sentences.
- Now spend about 10 minutes trying to turn your notes back into complete sentences so that they could be read and understood by somebody else.

Talk	Topic	Details
1		
2		
3		
4		
5		

Asking for details



- Working with your study partner, take it in turns to ask each other the questions you wrote at the beginning of this unit. Answer from your notes.
- You can also ask new questions based on your notes. Ask about details.

Further practice




- Work with your study partner. Each choose one of the two topics below and put into a logical or chronological order.
- Write full sentences to make a short talk about the topic.
- Then write some notes with four or five pieces of information missing to give to your study partner.
- Take it in turns to read out your talk and complete the notes.

Germany – School to train dogs started after WWI to help blind soldiers.

1928 Young American (blind) went to Switzerland to train. Returned to USA with dog 'Buddy'. Guide dog HQ opened in New Jersey.

1931 First Guide Dog Centre in Britain.



1927 Article in New York newspaper on German dog-training program

1819 – Vienna Institute for the Blind founded – guide dogs trained, but work unknown internationally.

1952 Training centre opened in Perth, Australia.