

SPEAK CHINESE NOW

●●● 哈悦◎编著 ●●●

超简单实用

汉语一本通

零压力零汉字教你学汉语
英语近似音帮你学拼音

NO NEED TO LEARN CHARACTERS
ONLY HANDY TOPICS & STICKER

世界图书出版公司

SPEAK CHINESE NOW

...哈悦◎编著...

超简单实用

汉语一本通

世界图书出版公司

北京·广州·上海·西安

图书在版编目(CIP)数据

超简单实用汉语一本通 / 哈悦编著. —北京: 世界图书出版公司北京公司, 2010.6
ISBN 978-7-5062-9589-5

I. 超… II. 哈… III. 汉语—对外汉语教学—教材 IV. H195.4


中国版本图书馆CIP数据核字(2009)第089402号

超简单实用汉语一本通

编 著 者: 哈 悦

策 划 编 辑: 张颖颖

责 任 编 辑: 张颖颖 高婷婷

排 版 制 作:  悦尔

出 版: 世界图书出版公司北京公司

发 行: 世界图书出版公司北京公司

(北京朝内大街137号 邮编: 100010 电话: 64077922)

销 售: 各地新华书店和外文书店

印 刷: 北京博图彩色印刷有限公司印刷

开 本: 787mm × 1092mm 1/16 印 张: 10

字 数: 154千

版 次: 2010年6月第1版 2010年6月第1次印刷

ISBN 978-7-5062-9589-5/H·1035

定 价: 50.00元(含1张MP3)

版权所有 侵权必究

前 言

语言学习可以简单，也可以复杂；可以系统性地学习，全面掌握听、说、读、写，也可以按需选择，有效地实现个性化需求。本书就是针对初学者个性化的学习要求而面世的，本书能帮助初学者快速掌握汉语听、说，并能真正与中国人进行实际交流。

本书旨在为那些投身于与中国进行商务、文化交流的人士，提供与中国人实现迅速、有效地进行沟通、交流的工具。为此，本书编排如下：

1. 拼音和英语互译，零汉字教学。

很多学习者不希望在学习初期占用大量的时间用于学习汉字，因此，本书没有汉字教学内容，采用拼音和英语互译，帮助初学者快速实现交流的目的，并在其中培养更多的学习兴趣。

2. 拼音近似音和真人发音相辅相成。

本书在每一个章节都附有拼音近似音，可以帮助初学者迅速入门，同时，本书配有真人发音的光盘，可以帮助学习者随时校正发音，帮助学习者迅速掌握汉语发音。

3. 实用的热门话题，即学即用！

本书设计了十五个最常见的日常生活场景，作为初学者必修的日常热门话题，引出相关生活、文化常识，帮助学习者迅速了解中国现状。围绕这十五个热门话题，归纳每个主题的重点词汇，再将词汇穿成句子，然后将句子变成会话，读者在学习完每个热门话题之后，便可以将这些内容运用到真实的日常会话中，并就此展开交流，方便易懂，即学即用！

4. 语法小贴士，通俗易懂。

中文的语法内容繁多，变换不定，初学者理解起来有一定难度。本书采用语法和课文一一对照的方式，用最简单的语言解释语法，以帮助

学习者达到快速理解并运用语言的目的。

5. 常用词汇贴纸，创造汉语环境。

学习语言的人常为如何加深记忆而苦恼。只有重复地出现，多次被使用，语言才能真正被掌握。为了方便大家记忆，我们制作了精美的贴纸。读者可以将贴纸用于日常用品，在使用这些用品的时候，便可以多次学习中文单词。

本书也可以配合中文课程的学习，尽可能地将书中的内容使用到日常生活中，学习者一定会大有收获！

Preface

Language learning can either be simple or complicated. Learners can study a language systematically and comprehensively grasp listening, speaking, reading and writing; or they can choose to study what they are interested in and realize their personal goals in an efficient manner. This book is published in response to the personal study needs of beginners. It helps beginners to quickly grasp listening and speaking of Mandarin and achieve real communication with Chinese people.

This book aims to provide tools which help promote quick and efficient communication with Chinese people for those who are devoted to business and cultural exchanges with China. For this reason, the contents of this book are as follows:

1. Intertranslation between Pinyin and English without teaching Chinese characters.

Many learners do not hope to spend a large amount of time studying Chinese characters at the beginning of their study. For that reason, this book does not contain contents of character-teaching, but adopts intertranslation between Pinyin and English. This helps beginners quickly achieve their purpose of communication and develop more interests in learning during this process.

2. The use of English approximation of Pinyin and real-person pronunciation.

English approximation of Pinyin is provided at the end of each chapter of this book, which helps beginners to adjust quickly. At the same time, this book also includes a disk of real-person pronunciation to assist learners in correcting pronunciation at any time and quickly grasp the pronunciation of Mandarin.

3. The study of hot topics which will come in handy after the study!

15 most commonly-seen ordinary life scenes included in this book are hot daily topics that every beginner needs to learn. Relevant life and culture knowledge extended from these topics will help learners quickly understand the current situation of China. Key words and phrases of each topic are summarized and made into sentences, and the sentences are then made into dialogues. After the study of each of the hot topics, learners will be able to apply their knowledge to real-life conversations and perform communication. Everything is convenient and easy to understand, and will come in handy immediately after the study!

4. Easy-to-understand grammar tips.

Chinese grammar is complicated and variable, which is somewhat difficult for beginners to comprehend. This book adopts the method of analyzing grammar strictly according to the text, and explains grammar with the simplest language in order to help learners fast understand and use the language.

5. Stickers of commonly-used vocabulary that create a Chinese language environment.

Language learners are often troubled by how to enhance memory. Only by using the language repeatedly can one truly master it. In order to help learners to memorize vocabulary easily, we made delicate stickers so that learners can stick them to daily-used things and learn Chinese vocabulary whenever they are using these things.

This book can also be used as a supplementary material of your Chinese lessons. Try your best to use what you have learnt in this book in your daily life and you will have a pleasant surprise!

目录 Contents

lesson 1	Nǐ jiào shénme? What's Your Name?	1
PART 1	Pinyin: a o e i u ü / b p m f d t n l g k h	1
	Tones on Words	2
PART 2	Key Words & Sentences: Personal Pronoun, Names	3
PART 3	Dialogue	6
PART 4	Vocabulary	6
PART 5	Daily Expressions	8
PART 6	Cultural Information: Chinese Name	9
lesson 2	Zhè ge duōshao qiān? How Much Is This?	10
PART 1	Pinyin: ai ei ui ao ou iu ie üe er	
	an en in un ün ang eng ing ong	
	j q x zh ch sh r z c s (y) (w)	10
	Neutral Tone Models	11
PART 2	Key Words & Sentences: Number, RMB, Shopping	12
PART 3	Dialogue	16
PART 4	Vocabulary	17
PART 5	Cultural Information: The Meaning of Numbers in China	19
lesson 3	Nǐ shì nǎ guó rén? Where Are You From?	20
PART 1	Pinyin: Tone Changes	20
PART 2	Key Words & Sentences: Countries	21
PART 3	Dialogue	24

PART 4	Vocabulary	26
PART 5	Cultural Information: Introduction of China	27

lesson 4	Zuǒ chūzūchē. Take a Taxi.	28
-----------------	--------------------------------------	----

PART 1	Pinyin: Spelling Rules	28
PART 2	Key Words & Sentences: Direction, Map, Address	29
PART 3	Dialogue	33
PART 4	Vocabulary	34
PART 5	Cultural Information: Fengshui (Geomantic Omen)	36

lesson 5	Zuìjìn zěnmeyàng? What's Up?	37
-----------------	--	----

PART 1	Pinyin: Tone Position & Dividing Mark	37
PART 2	Key Words & Sentences: Greetings	38
PART 3	Dialogue	40
PART 4	Vocabulary	41
PART 5	Daily Expressions	43
PART 6	Cultural Information: Chinese Etiquette	44

lesson 6	Jīntiān jǐ hào? What's the Date Today?	45
-----------------	--	----

PART 1	Pinyin: Exercise 1	45
PART 2	Key Words & Sentences: Date	46
PART 3	Dialogue	49
PART 4	Passage	51
PART 5	Vocabulary	51
PART 6	Cultural Information: Lunar Calendar	53

lesson 7**Xiànzài jǐ diǎn le?
What Time Is It Now?**

54

PART 1	Pinyin: Exercise 2	54
PART 2	Key Words & Sentences: Giving and Telling Time	55
PART 3	Dialogue	57
PART 4	Passage	59
PART 5	Vocabulary	61
PART 6	Cultural Information: Chinese Festivals	62

lesson 8**Nǐ duō dà le?
How Old Are You?**

63

PART 1	Pinyin: Exercise 3	63
PART 2	Key Words & Sentences: Family	64
PART 3	Dialogues	66
PART 4	Vocabulary	69
PART 5	Cultural Information: Animal Signs	71

lesson 9**Nǐ xǐhuan shénme yánsè?
What Color Do You Like?**

72

PART 1	Pinyin: Exercise 4	72
PART 2	Key Words & Sentences: Colors	73
PART 3	Dialogues	74
PART 4	Passage	76
PART 5	Vocabulary	76
PART 6	Cultural Information: Colors	78

lesson 10**Nǐ zěnmē qū shānghǎi?
How Will You Go to Shanghai?**

79

PART 1	Pinyin: Exercise 5	79
PART 2	Key Words & Sentences: Transportation	79
PART 3	Dialogues	83

PART 4	Vocabulary	86
PART 5	Cultural Information: Tourist Attractions	87

lesson 11

Wǒ yào yí ge gōngbǎojīdīng.
I'd like to Order *Kung Pao* Chicken.

88

PART 1	Pinyin: Tones Combinations 1	
	— + — , — + ↗ , — + ↘ , — + ~	88
PART 2	Key Words & Sentences: Ordering Dishes	88
PART 3	Dialogues	91
PART 4	Vocabulary	94
PART 5	Cultural Information: Chinese Food	96

lesson 12

Wèi, nín hǎo!
Hello, how Are You?

97


PART 1	Pinyin: Tones Combinations 2	
	↖ + — , ↖ + ↗ , ↖ + ↘ , ↖ + ~	97
PART 2	Key Words & Sentences: Communication Tools	98
PART 3	Dialogues	99
PART 4	Vocabulary	102
PART 5	Cultural Information: Ancient Communications	103

lesson 13


Běijīng de tiānqì zěnmeyàng?
How's the Weather in Beijing?

104


PART 1	Pinyin: Tones Combinations 3	
	↘ + — , ↘ + ↗ , ↘ + ↘ , ↘ + ~	104
PART 2	Key Words & Sentences: Seasons and Weather	105
PART 3	Dialogue	107
PART 4	Passage	108
PART 5	Vocabulary	109
PART 6	Cultural Information: The Climate in China	110


lesson 14	Hǎo jí le! Great / Excellent / Terrific!	 111
------------------	---	--

PART 1	Pinyin: Tones Combinations 4	
	ˋ + ˊ, ˋ + ˋ, ˋ + ˋ + ˋ, ˋ + ˋ	111
PART 2	Key Words & Sentences: Feeling, Degree	111
PART 3	Dialogues	114
PART 4	Vocabulary	116
PART 5	Cultural Information: Chinese Handicrafts	117

lesson 15	Nǐ huì yóuyǒng ma? Can You Swim?	 119
------------------	---	--

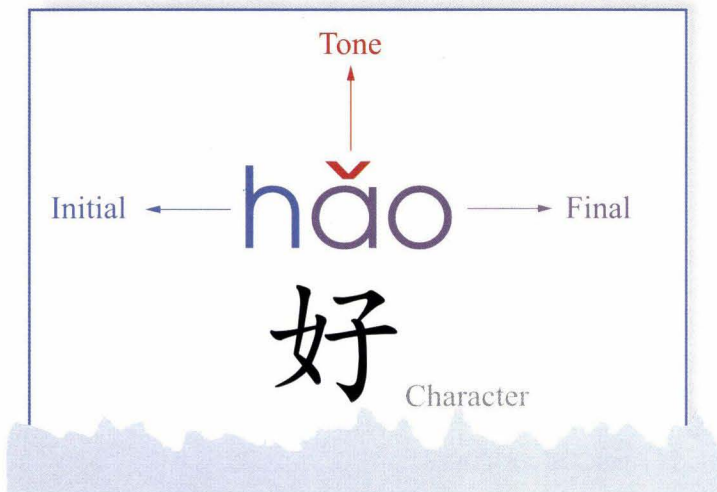
PART 1	Pinyin: Tones Combinations 5	
	ˊ + 0, ˋ + 0, ˋ + 0, ˋ + 0	119
PART 2	Key Words & Sentences: Hobbies	120
PART 3	Dialogues	122
PART 4	Passage	124
PART 5	Vocabulary	125
PART 6	Cultural Information: Traditional Chinese Sports	126

Appendix A	Table of Combinations of Initials and Finals	 127
-------------------	---	--

Appendix B	Useful Words Stickers	 129
-------------------	------------------------------	--



Part I – Pinyin



The Pinyin system is composed of three parts: initials, finals and tones.

“hǎo” means “good.”

Single Finals

a	o	e
i	u	ü

Initials (1)


b	p	m	f
d	t	n	l
g	k	h	

- ɑ - “a” as in father
- o - “au” as in audience
- e - the first “a” as in appear
- i - “ea” as in eat
- u - “oo” as in wood
- ü - “yu”

- b - “b” as in “bought”
- p - “p” as in “pork”
- m - “m” as in “more”
- f - “f” as in “fork”
- d - “d” as in “dirt”
- t - “t” as in “turtle”
- n - “n” as in “nurse”
- l - “l” as in “cooler”
- g - “g” as in “finger”
- k - “k” as in “kernel”
- h - “h” as in “how”



Tones on Words



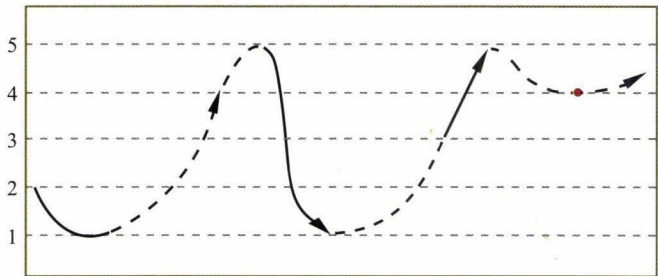
There are four tones in the Pinyin system. The different tones distinguish different words.

First Tone	Second Tone	Half Third Tone/Third Tone	Fourth Tone
high flat sub-long	low to high sub-short	low flat/low flat then raise long	high to low short

mā	má	mǎ	mà
mother	hemp	horse	scold

Tones in Sentences

Nǐ jiào shénme?



Tones wave in sentences, going up and down. We will show you the rules in lesson 4.

Key to Exercise:

1. bī - than
2. pò - broken
3. mā - mother
4. fó - buddha
5. dǎ - to beat
6. tù - rabbit
7. nǚ - female
8. lǎo - old
9. gē - elder brother
10. kě - thirsty
11. fùmǔ - parents
12. mǎlù - road

Exercise:

Mark correct tones according to what you hear.

- | | | | |
|-------|--------|----------|----------|
| 1. bi | 2. po | 3. ma | 4. fo |
| 5. da | 6. tu | 7. nǚ | 8. lao |
| 9. ge | 10. ke | 11. fumu | 12. malu |

Part 2 – Key Words & Sentences

Key Words

Personal Pronoun

wǒ	wǒ de	wǒmen, zánmen	wǒmen de
I, me	my/mine	we, us	our
nǐ (nín)	nǐ de	nǐmen	nǐmen de
you	your	you	your
tā	tā de	tāmen	tāmen de
he/him	his	they, them	their
tā	tā de	tāmen	tāmen de
she/her	her	they, them	their
tā	tā de	tāmen	tāmen de
it/it	its	they, them	their

Names or Ways of Addressing People

		
Name	Lǐ Míng	Wáng Lìnà
Surname	Lǐ	Wáng
Given Name	Míng	Lìnà
	Lǐ xiānsheng – Mr. Li	Wáng xiǎojiě – Miss Wang
	Lǎo Lǐ	Xiǎo Wáng



Sometimes when you use the word “wǒmen” which means “we” or “us”, it may or may not include the listeners whom you are speaking to.

The word “zánmen” which also means “we” or “us”, always includes the listeners.

“nín”

The polite or respectful form of “nǐ”.

“men”

When used after pron. or nouns only reference to people, it makes them plural.

e.g. péngyou men - friends

Notes: If a quantifier is in front of a noun, there is no need to add “men”.

e.g. sān gè péngyou - three friends



The order of Chinese names is totally different from English names. In Chinese, the surname is usually put before the given name.

“xiānsheng” means “sir”. In Chinese, it should be used after surname.

“surname + xiānsheng”

“xiǎojiě” means “miss”.

It is used in the same way as “xiānsheng”.

Sometimes people don't use other people's whole name. They put “lǎo” or “xiǎo” before the surname.

lǎo + surname: for people who are elder than the speaker.

xiǎo + surname: for people who are younger than the speaker.



lǎobǎn



boss

jīnglǐ



manager

mìshū



secretary

sījī




driver

péngyou




friend

tóngshì



colleague

kèhù



customer