

义务教育课程标准实验教科书

英语同步训练

三年级 (上册)

---

内蒙古教育出版社编辑出版

内蒙古新华书店发行

内蒙古爱信达教育印务有限责任公司印刷

开本:787×1092毫米 1/16 印张:4.5

2007年6月第1版 2007年6月第1次印刷

印数:1—1 710册

---

ISBN 978-7-5311-6789-1(民文) 定价:2.74元


如发现印、装质量问题,影响阅读,请与内蒙古教育出版社联系调换。

地址:呼和浩特市新城区新华东街维力斯大厦9层

邮编:010010 电话:(0471)6608179 6608165



Unit 1	My School	(62)
Recycle 2	.....	(57)
Unit 6	Happy Birthday	(48)
Unit 5	Let's Eat	(40)
Unit 4	We Love Animals	(31)
Recycle 1	.....	(26)
Unit 3	Let's Paint	(18)
Unit 2	Look at Me	(9)
Unit 1	Hello	(1)








2. school • bag • book • pencil-case • sharpener  
Welcome ስለ ጉረጋ ጽሕፈት ስራ ስራ ስራ ..

1. What's your name ? ሩ ስራ ስራ ስራ ስራ ስራ ስራ ስራ ስራ .. See you ስራ

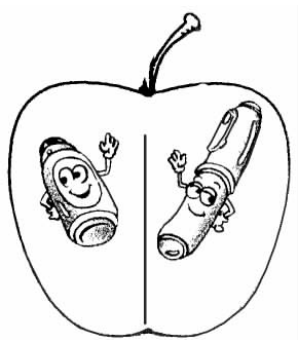
ከግራም ስራ

### Part B


(5) I'm eraser ! Bye !



(4) My name is crayon.



(3) I'm ruler. Nice to meet you !





C. Go to school. D. Thank you.

A. Happy Teacher's Day. B. I'm a teacher.

( ) (5) — Happy Teacher's Day! — \_\_\_\_\_

C. I'm Mr Black. D. OK.

A. I have a bag. B. Good bye.

( ) (4) — Close your book. — \_\_\_\_\_

C. Hello, Chen Jie. D. This is an eraser.

A. I'm Li Na. B. Bye, Mike.

( ) (3) — \_\_\_\_\_ — Hello! Miss White.

C. Let's go to school. D. I have a ruler.

A. My name is Jack. B. See you.

( ) (2) — What's your name? — \_\_\_\_\_

C. Good morning. D. Show me your pen.

A. Hello! B. Bye-bye.

( ) (1) — \_\_\_\_\_ — See you.

4. **תרגום המשפטים הבאים ללשון חזקה**

I. Thank you.

J. I'm John.

G. Goodbye, John!

H. Go to school.

E. Go to bed.

F. Carry your bag.

C. Open your pencil-case.

D. Show me your ruler.

A. Happy Teachers' Day!

B. Close your pencil-case.

( ) (7) **הנה לי ספר** \*\*

( ) (6) **אני עייף** \*\*

( ) (5) **אני הולך לבית** \*\*

( ) (4) **אני הולך לבית הילדים** \*\*


( ) (3) **אני רוצה ללכת** —

( ) (2) **אני רוצה ללכת** —

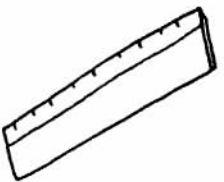
( ) (1) **אני הולך לבית הילדים** \*\*

3. **תרגום המשפטים הבאים ללשון חזקה**

- |          |        |          |           |          |             |
|----------|--------|----------|-----------|----------|-------------|
| 7 (    ) | book   | 8 (    ) | sharpener | 9 (    ) | ruler       |
| 4 (    ) | eraser | 5 (    ) | pen       | 6 (    ) | crayon      |
| 1 (    ) | pencil | 2 (    ) | bag       | 3 (    ) | pencil-case |



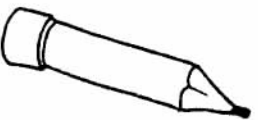
G



H



I



D



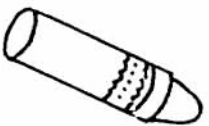
E



F



A



B



C

•••••

## Unit 1    **Unit 1**    **Unit 1**



C. I'm sorry.

D. What's your name ?

A. I'm nine.

B. Thank you.

(       ) 5.  $\text{أنا لست سعيدة} \text{؟}$

C. Show me your crayon.

D. See your book.

A. Show me your book.

B. Show me your eraser.

(       ) 4.  $\text{أنا لست سعيدة} \text{؟}$

C. Show me your book.

A. Open your book.

B. Close your book.

(       ) 3.  $\text{أنا لست سعيدة} \text{؟}$

«touch your ... » לך ג'סמך יך « ... ג'ל אפסררררר » !!

**י'סררררר ררררררררר**

י'סרררררררר רררררר ר ררר רררררר ..

3. «Teddy Bear» ררר ררררר רר ררררר רררררר . Let's do לך רררררר רר רררררר ררררר ררררר .  
school. » ררר ררררררר רר רררררר . י'סררררר רררררר ררררר ררררר ..

2. «Good morning.» «This is ... » «Nice to meet you.» «Let's go to

1. head • ear • eye • nose • face • mouth רר רררר רררר רר רררררר . רררררר . ררררררר ..

**י'סרררררר רררררר**

**Part A**

3. י'סר רררר רררר רררר רר ררררר רררררר ררררר רררררר רררררר רררררר רררררר רררררר רררררר ..

arm • foot ררר רררר ררר רררר רררררר רררררר רררררר רררררר ..

2. head • eye • face • ear • nose • mouth • finger • hand • body • leg •

ררררר רררררר ר ררררר רררררר ררררר ..

Nice to meet you,too.Let's go to school. רררר רר רררררר רררררררררר . ררררר ררררר ררררר ררררר

1. Good morning ! /Good afternoon ! /This is ... Nice to meet you. /

**י'סרר רר י'סררררר ררררר**

**Unit 2 Look at Me**

D. It's good !

C. Yes, I am.

B. Thank you.

A. Nice to meet you, too.

( ) (5) — Nice to meet you. — \_\_\_\_\_

D. It's a pen.

C. My name is Mike.

B. I'm a boy.

A. Your name is Chen Wei.

( ) (4) — What's your name ? — \_\_\_\_\_

C. Nice to meet you, too.

A. Nice to meet . B. Nice meet to .

( ) (3) — Nice to meet you. — \_\_\_\_\_

C. Good afternoon. D. It's my pencil.

A. Good morning. B. My name is Amy.

( ) (2) — Good morning, Lucy. — \_\_\_\_\_

C. How are you ? D. Good bye.

A. Hello, Welcome. B. Good afternoon.

( ) (1) — Good afternoon, Tom. — \_\_\_\_\_

2. **የትምህርት ስራዎችን ለማጠናቀቅ ለሌሎች ማሳሰቢያ ይጻፉ።**

(5) nose \_\_\_\_\_ (6) head \_\_\_\_\_

(3) ear \_\_\_\_\_ (4) face \_\_\_\_\_

(1) mouth \_\_\_\_\_ (2) eye \_\_\_\_\_

1. **የትምህርት ስራዎችን ለሌሎች ማሳሰቢያ ይጻፉ።**



1. body • arm • hand • leg • finger • foot  
 11. arm • hand • leg • finger • foot  
 12. arm • hand • leg • finger • foot

Part B

Part B

- ( ) G. Let's go to school.  
 ( ) F. OK. Let's go.  
 ( ) E. Nice to meet you, Lin Ping.  
 ( ) D. Nice to meet you, too.  
 ( ) C. Hi ! Lin Ping. Let me introduce ( ) my friend  
 ( ) B. Hello, Amy.  
 ( ) A. This is Amy.
4. What's your name?  
 A. My name is John.  
 B. What's your name?  
 C. I'm Mei Mei.  
 D. This is Tom.
- (1) Hello, Sarah, Nice to meet you.

3. What's your name? My name is John.



A. අමතර වෙල් අඳවනවා .. B. හිතවතුන්ගේ සමඟ .. C. හැඳවෙමින් වෙල් අඳවනවා ..

(6) Clap your hands.

A. වෙල් අඳවනවා .. B. දිගේ සමඟ .. C. වෙල් අඳවනවා ..

(5) Stamp your feet.

C. අමතර වෙල් අඳවනවා .. D. පාදක වෙල් අඳවනවා ..

A. පාදක වෙල් අඳවනවා .. B. දිගේ සමඟ වෙල් අඳවනවා ..

(4) Touch your head.

C. Good afternoon. D. Thank you.

A. Nice to meet you. B. Nice to meet you, too.

(3) වෙල් අඳවනවා වෙල් අඳවනවා වෙල් අඳවනවා ..

C. What's your name ? D. Let's go.

A. How are you ? B. What this ?

(2) වෙල් අඳවනවා වෙල් අඳවනවා ..

C. Good evening, Tom. D. Good afternoon.

A. Good morning, Tom. B. Good morning, Teddy.

(1) හිතවතුන්ගේ සමඟ .. වෙල් ..

3. වෙල් අඳවනවා වෙල් අඳවනවා වෙල් අඳවනවා ..

M. පාදක N. වෙල් O. දිගේ

I. වෙල් අඳවනවා J. වෙල් අඳවනවා K. වෙල් අඳවනවා L. වෙල් අඳවනවා

E. හිතවතුන්ගේ සමඟ F. හිතවතුන්ගේ සමඟ G. වෙල් අඳවනවා H. පාදක

A. වෙල් B. වෙල් අඳවනවා C. වෙල් අඳවනවා D. වෙල් අඳවනවා

( ) (15) ear

( ) (13) crayon ( ) (14) foot

( ) (11) too ( ) (12) leg

( ) (9) face ( ) (10) afternoon

( ) (7) this ( ) (8) eraser

