




孔子学院总部/国家汉办
Confucius Institute Headquarters (Hanban)

YCI

标准教程

3

STANDARD COURSE



高等教育出版社

主编 苏英霞
Lead Author Su Yingxia

编者 王淑红 郝琳
Authors Wang Shuhong Hao Lin



孔子学院总部/国家汉办
Confucius Institute Headquarters (Hanban)

YCT

Biaozhun

Jiaocheng

标准教程

STANDARD COURSE

3

主编 苏英霞

Lead Author Su Yingxia

编者 王淑红 郝琳

Authors Wang Shuhong Hao Lin

高等教育出版社 · 北京

图书在版编目(CIP)数据

YCT 标准教程. 3/ 苏英霞主编; 王淑红, 郝琳分册
主编. — 北京: 高等教育出版社, 2016. 3
ISBN 978-7-04-044590-9

I. ①Y… II. ①苏… ②王… ③郝… III. ①汉语—
对外汉语教学—水平考试—教材 IV. ①H195.4

中国版本图书馆CIP数据核字(2016)第019506号

| | | | |
|-----------|----------|-----------|-----------|
| 策划编辑 金飞飞 | 责任编辑 李 玮 | 封面设计 冰河时代 | 版式设计 冰河时代 |
| 插图绘制 冰河时代 | 责任校对 李 玮 | 责任印制 毛斯璐 | |

出版发行 高等教育出版社
社 址 北京市西城区德外大街4号
邮政编码 100120
印 刷 北京鑫丰华彩印有限公司
开 本 889mm×1194mm 1/16
印 张 5
字 数 70千字
购书热线 010-58581118
咨询电话 400-810-0598

网 址 <http://www.hep.edu.cn>
<http://www.hep.com.cn>
网上订购 <http://www.hepmall.com.cn>
<http://www.hepmall.com>
<http://www.hepmall.cn>

版 次 2016 年 3 月第 1 版
印 次 2016 年 3 月第 1 次印刷
定 价 72.00元

本书如有缺页、倒页、脱页等质量问题, 请到所购图书销售部门联系调换
版权所有 侵权必究
物 料 号 44590-00

《YCT标准教程》

总 策 划：许 琳

总 监 制：胡志平 查卫平

监 制：段 莉 贾巍巍 李佩泽

执行策划：梁 宇 张慧君 金飞飞 李亚男

主 编：苏英霞

编 者：第1册 王 蕾

第2册 王 蕾

第3册 王淑红 郝 琳

第4册 王淑红 解 红

第5册 王文龙 王 蕾

第6册 王 蕾 王文龙

前言 Preface

Youth Chinese Test (YCT) is an international standardized test of Chinese proficiency, which evaluates the ability of primary school and middle school students whose mother tongue is not Chinese to use the Chinese language in their daily lives and study. With the principle of “combining testing and teaching”, we take much pleasure in publishing this series of *YCT Standard Course*.

1. Target Readers

- Overseas primary school and middle school students who take Chinese as a selective course.
- Students who are going to take the YCT.

2. Correspondence Between Textbooks and YCT

| Textbook | YCT | Vocabulary | Class Hours (For Reference) |
|----------|---------|------------|--------------------------------|
| Book 1 | Level 1 | 80 | 35 ~ 45 |
| Book 2 | Level 2 | 150 | 35 ~ 45 |
| Book 3 | Level 3 | 300 | 50 ~ 60 |
| Book 4 | | | 50 ~ 60 |
| Book 5 | Level 4 | 600 | 60 ~ 70 |
| Book 6 | | | 60 ~ 70 |

3. Design

- It provides a scientific curriculum and effective teaching methods. The series is compiled in accordance with the acquisition and study rules of Chinese as a second language, with a careful consideration of the features of primary school and middle school students' cognitive development.

- It aims to stimulate students' multiple intelligence. The series employs various learning approaches including pictures, activities, exercises, songs and stories that center on the same topic so as to promote primary school and middle school students' multi-intellectual development.

- It combines testing and teaching. Based on the syllabus of YCT, the series accomplishes the goals of “stimulating teaching with testing” and “promoting learning with testing” through the design of appropriate teaching content and exercises.

4. Features

- A full coverage of YCT. On the basis of an overall and careful analysis of YCT syllabus and test papers, the series is organized with function as the prominent building blocks and grammar as the underlying building blocks, so as to fully cover YCT’s vocabulary, grammar and function items. Each lesson is accompanied by a YCT model test page. Students should be able to pass the corresponding level of YCT after finishing each book.

- An integrated combination of function and fun. The series emphasizes on the authenticity of the scene design, the naturalness and usefulness of the language, as well as the interestingness of the content. At the same time, it takes a careful consideration of students’ affection and attitude. Through texts, games, songs and stories, we hope the series is able to arise students’ interest in learning and help them enjoy it as they learn.

- A variety of activities and exercises in each section. There are activities and exercises in each teaching section in this series in order to provide teaching clues and exercise options for teachers.

- Listening and speaking taking the lead and followed by reading and writing. The series follows the principle that students proceed with reading and writing after achieving the goal of listening and speaking. The first 4 books do not have any requirements on writing Chinese characters.

5. How to Use Book 3

YCT Standard Course (Book 3) is designed for entry level primary school and middle school students. The book has 12 lessons, covering 80 words, 26 grammar and function items of YCT level 3. Lessons 1–11 are teaching lessons while Lesson 12 is a revision lesson. The suggested class hours for each lesson are 3~4 hours.

Each lesson in Book 3 consists of Key sentences, Let’s learn (new words), Let’s read (texts), Activities and exercises, Songs, Mini stories and Model test page.

- Key sentences. Each lesson has 2 key sentences. The sentences are both important function items of the lesson and the clues for the key grammar points.

- Let’s learn (new words). Each lesson has about 10 new words, with no more

than 3 words that are not included in the syllabus (all marked with *). Most nouns appear in the form of pictures and are followed with Chinese characters, *Pinyin* and English translation. The other words are followed with Chinese characters, *Pinyin*, English translation and collocations or sample sentences.

- Let's read (texts). Each lesson has 2 texts, with each text containing 1~2 turns, which mainly come from sentences from previous YCT. Questions after the texts help teachers evaluate if students have fully understood the texts.

- Activities and exercises. The book has both traditional exercises such as filling in the blank and matching, and interactive activities or games. The alternative activities and exercises help the class achieve a balance between being dynamic and static.

- Songs. Each lesson contains a song related to the topic. Students can sing and dance at the same time, which helps to develop their multiple intelligence through a variety of stimulations.

- Mini stories. Each lesson provides an interesting mini story related to the topic. Students can act it out in groups after reading it.

- Model test page. Each lesson has a YCT model test page attached, which helps students familiarize themselves with the test and pass YCT successfully after finishing the book.

The Confucius Institute Headquarters, China Higher Education Press and Chinese Testing International (CTI) have offered tremendous support and guidance during the planning and compiling of the series. Domestic and foreign experts in related fields have also given us many valuable comments and suggestions. It is our sincere wish that the *YCT Standard Course* could open the doors of Chinese learning for overseas primary school and middle school students, and help them learn and grow up with ease and joy.

Authors
December, 2015

目录 Contents

| | |
|---|----|
| 热身 Warm-up | 1 |
| Lesson 1 我三年级。I'm in the third grade. | 3 |
| Lesson 2 你喜欢什么运动? What's your favorite sport? | 8 |
| Lesson 3 我在画画儿呢。I'm drawing a picture. | 13 |
| Lesson 4 喂, 您好! Hello! | 18 |
| Lesson 5 再吃几个。Have some more. | 23 |
| Lesson 6 我能自己穿。I can put it on by myself. | 28 |
| Lesson 7 生日快乐! Happy birthday! | 33 |
| Lesson 8 下雪了。It's snowing. | 38 |
| Lesson 9 笑一笑! Smile! | 43 |
| Lesson 10 谁跑得快? Who runs fast? | 48 |
| Lesson 11 妈妈把糖给弟弟了。 Mom has given the candy to your brother. | 53 |
| Lesson 12 复习 Review | 58 |
| 词语表 Vocabulary | 61 |
| 课文和小故事翻译 Text and Mini Story Translation | 64 |
| 测试页听力文本 Test Listening Scripts | 68 |
| 测试页答案 Test Answers | 70 |
| YCT 奖状 YCT Award | 71 |


热身

Warm-up

1 Let's get familiar with each other

| | Nǐ jiào shénme 你叫什么 míngzì? 名字? | Nǐ zǎoshang jǐ diǎn 你 早上几点 qǐchuáng? 起床? | Nǐ wǎnshang jǐ diǎn 你 晚上几点 shuìjiào? 睡觉? | Nǐ xǐhuan bu 你喜欢不 xǐhuan kàn diànshì? 喜欢看电视? | Nǐ huì bu huì 你会不会 huà huà? 画画儿? |
|---|--|---|---|---|---|
| 1 | | | | | |
| 2 | | | | | |
| 3 | | | | | |

2 Let's listen 00-01



Number the pictures 1-12 according to what you hear.

3 Let's find

shàng A 上 miàn B 面 tiān C 天 xué D 学 yī E 医 zǐ F 子 bù G 不 hǎo H 好

duì
对

zhuō
桌

zǎo
早

1



kèqì
客气

2

yǐ
椅



3

wǎn
晚



4

xiǎo
小



shēng
生

qǐ
起

xí
习

5



yuàn
院

6

lǐ
里



7



chī
吃

8

zuó
昨



shēng
生

tiáo
条

hē
喝

qì
气

Put the appropriate Chinese characters in the blanks.

4 Let's arrange

1. tiānqì jīntiān hěn hǎo
天气 今天 很 好

2. shì lǜsè chuáng de
是 绿色 床 的

3. bǐ hǎochī píngguǒ xiāngjiāo
比 好吃 苹果 香蕉

4. duōshao ge bāozi qián yí
多少 个 包子 钱 一

5. kěyǐ zhèr wǒ zuò ma
可以 这儿 我 坐 吗

6. xiǎogǒu jiā yǒu nǐ méiyǒu
小狗 家 有 你 没有

7. xióngmāo dìdì zhī huà le yí
熊猫 弟弟 只 画 了 一

8. xuéxiào jiějie méiyǒu qù zuótiān
学校 姐姐 没有 去 昨天

9. shūbāo de nǐ bú zhuōzi shàng zài
书包 的 你 不 桌子 上 在

10. qù bàba yí ge yuè Běijīng le
去 爸爸 一 个 月 北京 了

Pair work. Arrange the words into sentences.

我三年级。

I'm in the third grade.

Key Sentences

Wǒmen dōu yǒu Hànyǔ kē.

- 我们都有汉语课。 We all have Chinese classes.

Hái yǒu yí ge shì nǚ lǎoshī.


- 还有一个是女老师。 And the other one is a female teacher.



Let's learn

01-01

| | |
|--------------|-------------------------------|
| niánjí 年级 | grade 几年级 |
| kè 课 | class, lesson 汉语课 |
| dōu 都 | both, all 都有, 都是 |
| bān 班 | class 我们班 |
| Zhāng *张 | Zhang (a Chinese surname) 张老师 |
| hái 还 | also, too 还有, 还要 |
| xīn 新 | new 新老师, 新的 |




Help your Chinese teacher prepare a list of names of all the boys and girls in your Chinese class.




Let's read

01-02



Question: 三年级有没有汉语课?




Question: 他们班有几个张老师?

Which grades have Chinese class in your school?
Is your teacher a man or a woman?





Let's draw



Draw your classmates and teachers in the frame, and then introduce them to the whole class.





Let's DIY



Make a desk sign for yourself, including your name, gender, class, grade and courses taken.



Yī niánjí, èr niánjí, dōu shì
一年级、二年级，都是
mèimei hé dìdì.
妹妹和弟弟。



Sān niánjí, sì niánjí, wǒmen
三年级、四年级，我们
dōu lái xué Hànyǔ.
都来学汉语。



Wǔ niánjí, liù niánjí, hái yào
五年级、六年级，还要
xué hěn duō xīn dōngxi.
学很多新东西。

Test

1 Listening: True or false. 01-04

| | | |
|----|---|--|
| 1. |  | |
| 2. |  | |
| 3. |  | |
| 4. |  | |

2 Reading.



- Nǐmen bān yě yǒu yí ge Zhāng lǎoshī ma?
5. A: 你们班也有一个张老师吗?
- Shì, wǒmen bān de Zhāng lǎoshī shì nán lǎoshī.
- B: 是,我们班的张老师是男老师。
- Zhè liǎng ge nǐ dōu yào ma?
6. A: 这两个你都要吗?
- Dōu yào.
- B: 都要。
- Èr niánjí yǒu Hànyǔ kè ma?
7. A: 二年级有汉语课吗?
- Yǒu, èr niánjí, sān niánjí dōu yǒu.
- B: 有,二年级、三年级都有。
- Nǐ hái yǒu qiānbǐ ma?
8. A: 你还有铅笔吗?
- Wǒ hái yǒu hěn duō.
- B: 我还有很多。

☐
☐
☐
☐

Lesson 2

你喜欢什么运动?

What's your favorite sport?

Key Sentences

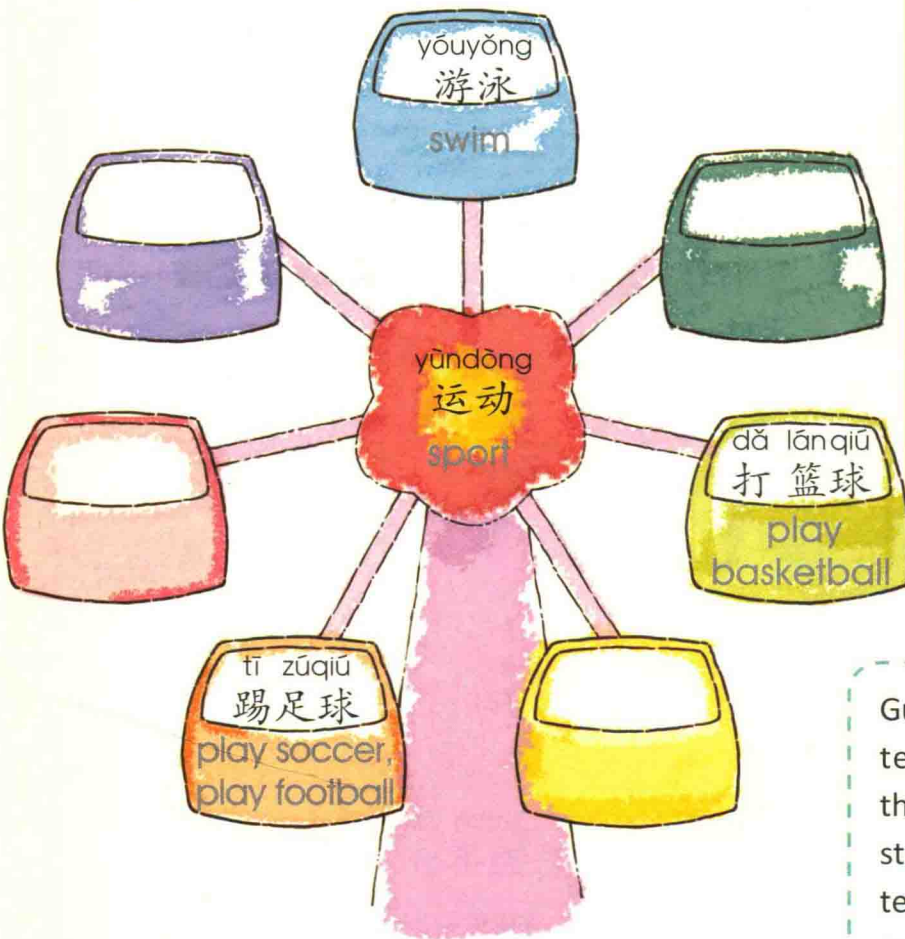
- Tài hǎo le! 太好了! Great!
- Wǒ hé nǐmen yìqǐ tī, hǎo ma? 我和你们一起踢，好吗? Can I play football with you?



Let's learn



02-01



| | |
|----------------|----------------------------|
| tài 太 | too, extremely 太好了, 太大了 |
| měi 每 | every, each 每天, 每个人 |
| yìqǐ 一起 | together 一起玩, 一起学习 |
| huānyíng 欢迎 | to welcome 欢迎你 |

Guesswork: Split into 2-3 teams. Each team has one student acting out the word on the card and the other students try to guess what it is. The team with the most words guessed correctly wins.



Let's read



02-02

1 Nǐ xǐhuan shénme yùndòng?
你喜欢 什么 运动?

2 Wǒ xǐhuan yóuyǒng, hái xǐhuan
我喜欢 游泳, 还喜欢
dǎ lánqiú. Nǐ ne?
打篮球。 你呢?

3 Wǒ yě xǐhuan yóuyǒng
我也喜欢 游泳
hé dǎ lánqiú.
和打篮球。

4 Zhēn de ma? Tài hǎo le!
真的吗? 太好了!

Question: 他们都喜欢什么运动?

1 Nǐ xǐhuan tī zúqiú?
你喜欢踢足球?

2 Wǒ xǐhuan, wǒmen měitiān
我喜欢, 我们 每天
dōu zài xuéxiào tī zúqiú.
都在 学校踢足球。

3 Wǒ hé nǐmen yìqǐ
我和你们一起
tī, hǎo ma?
踢, 好吗?

4 Huānyíng, huānyíng!
欢迎, 欢迎!

Question: 个子高的男孩要做什么?

Ask your partner what his or her favorite sport is and invite him or her to play that sport together.