

新概念英语配套辅导讲练测 系列图书

# 新概念英语

(新版)

# 1

NEW CONCEPT ENGLISH NEW EDITION

## 课课练

(新概念英语学习必备)

新概念英语名师编写组 编

First  
Things First  
英语初阶



 北京理工大学出版社  
BEIJING INSTITUTE OF TECHNOLOGY PRESS

新概念英语配套辅导讲练测 系列图书

# 新概念英语

(新版)

NEW CONCEPT ENGLISH NEW EDITION

## 课课练

(新概念英语学习必备)

新概念英语名师编写组 编

First  
Things First  
英语初阶

版权专有 侵权必究

---

图书在版编目(CIP)数据

新概念英语 1 课课练/新概念英语名师编写组编. —北京:北京理工大学出版社,  
2016. 11

ISBN 978 - 7 - 5682 - 2576 - 2

I. ①新… II. ①新… III. ①英语-习题集 IV. ①H319.6

中国版本图书馆 CIP 数据核字(2016)第 156948 号

---

出版发行 / 北京理工大学出版社有限责任公司

社 址 / 北京市海淀区中关村南大街 5 号

邮 编 / 100081

电 话 / (010)68914775(总编室)

(010)82562903(教材售后服务热线)

(010)68948351(其他图书服务热线)

网 址 / <http://www.bitpress.com.cn>

经 销 / 全国各地新华书店

印 刷 / 三河市宇通印刷有限公司

开 本 / 787 毫米×1092 毫米 1/16

印 张 / 13

字 数 / 263 千字

版 次 / 2016 年 11 月第 1 版 2016 年 11 月第 1 次印刷

定 价 / 29.80 元

责任编辑 / 武丽娟

文案编辑 / 武丽娟

责任校对 / 孟祥敬

责任印制 / 边心超

---

图书出现印装质量问题,请拨打售后服务热线,本社负责调换

# 前 言

《新概念英语 1 课课练》紧扣《新概念英语 1》教材内容,以每两个“Lesson”为单位,设置同步训练题,从词汇、句型、语法、阅读及写作等多个角度,层层深入,全方位地让学习者练习所学知识。该书具备以下特点:

**内容丰富、层次清晰** 紧扣课文内容,全面考查教材中的知识点,突出学习的层次性和整体性。练习设置层次清晰,从单词、短语到句型、语法再到阅读、写作,循序渐进,层层深入,符合学生由易到难的认知过程。

**题型灵活、全面到位** 本书针对不同的知识点设置相应的题型,力求多角度、全方位地让学习者全面练习所学知识。

**题材新颖、实用性强** 本书习题选材贴近实际生活,注重提高学生的综合素质,立足于培养和训练学生英语基础知识运用和语言表达等能力。

总之,本书以训练为目标,以提高素质为根本,是一本与《新概念英语 1》教材真正同步的全程练习册。从图书策划、编审、版面设计到出版,历经层层把关,编审人员倾注了大量心血,但书中仍难免有疏漏之处,敬请广大师生批评指正。



目

录

**Lesson 1 & Lesson 2**

基础巩固 .....	1
综合提升 .....	2

**Lesson 3 & Lesson 4**

基础巩固 .....	4
综合提升 .....	5

**Lesson 5 & Lesson 6**

基础巩固 .....	7
综合提升 .....	8

**Lesson 7 & Lesson 8**

基础巩固 .....	10
综合提升 .....	11

**Lesson 9 & Lesson 10**

基础巩固 .....	13
综合提升 .....	14

**Lesson 11 & Lesson 12**

基础巩固 .....	16
综合提升 .....	17

**Lesson 13 & Lesson 14**

基础巩固 .....	19
综合提升 .....	20

**Lesson 15 & Lesson 16**

基础巩固 .....	22
综合提升 .....	23

**Lesson 17 & Lesson 18**

基础巩固 .....	24
综合提升 .....	25

**Lesson 19 & Lesson 20**

基础巩固 .....	26
综合提升 .....	27

**Lesson 21 & Lesson 22**

基础巩固 .....	28
综合提升 .....	29

**Lesson 23 & Lesson 24**

基础巩固 .....	30
综合提升 .....	31

**Lesson 25 & Lesson 26**

基础巩固 .....	32
综合提升 .....	33

**Lesson 27 & Lesson 28**

基础巩固 .....	34
综合提升 .....	35

**Lesson 29 & Lesson 30**

基础巩固 .....	36
综合提升 .....	37

**Lesson 31 & Lesson 32**

基础巩固 .....	38
综合提升 .....	39



**Lesson 33 & Lesson 34**

基础巩固 .....	41
综合提升 .....	42

**Lesson 35 & Lesson 36**

基础巩固 .....	43
综合提升 .....	44

**Lesson 37 & Lesson 38**

基础巩固 .....	45
综合提升 .....	46

**Lesson 39 & Lesson 40**

基础巩固 .....	47
综合提升 .....	48

**Lesson 41 & Lesson 42**

基础巩固 .....	50
综合提升 .....	51

**Lesson 43 & Lesson 44**

基础巩固 .....	53
综合提升 .....	54

**Lesson 45 & Lesson 46**

基础巩固 .....	55
综合提升 .....	56

**Lesson 47 & Lesson 48**

基础巩固 .....	57
综合提升 .....	58

**Lesson 49 & Lesson 50**

基础巩固 .....	59
综合提升 .....	60

**Lesson 51 & Lesson 52**

基础巩固 .....	61
综合提升 .....	62

**Lesson 53 & Lesson 54**

基础巩固 .....	63
综合提升 .....	64

**Lesson 55 & Lesson 56**

基础巩固 .....	65
综合提升 .....	66

**Lesson 57 & Lesson 58**

基础巩固 .....	67
综合提升 .....	68

**Lesson 59 & Lesson 60**

基础巩固 .....	70
综合提升 .....	71

**Lesson 61 & Lesson 62**

基础巩固 .....	72
综合提升 .....	73

**Lesson 63 & Lesson 64**

基础巩固 .....	74
综合提升 .....	75

**Lesson 65 & Lesson 66**

基础巩固 .....	77
综合提升 .....	78

**Lesson 67 & Lesson 68**

基础巩固 .....	80
综合提升 .....	81

**Lesson 69 & Lesson 70**

基础巩固 .....	83
综合提升 .....	84

**Lesson 71 & Lesson 72**

基础巩固 .....	85
综合提升 .....	86

**Lesson 73 & Lesson 74**

基础巩固 ..... 87

综合提升 ..... 88

**Lesson 75 & Lesson 76**

基础巩固 ..... 89

综合提升 ..... 90

**Lesson 77 & Lesson 78**

基础巩固 ..... 92

综合提升 ..... 93

**Lesson 79 & Lesson 80**

基础巩固 ..... 95

综合提升 ..... 96

**Lesson 81 & Lesson 82**

基础巩固 ..... 98

综合提升 ..... 99

**Lesson 83 & Lesson 84**

基础巩固 ..... 101

综合提升 ..... 102

**Lesson 85 & Lesson 86**

基础巩固 ..... 103

综合提升 ..... 104

**Lesson 87 & Lesson 88**

基础巩固 ..... 105

综合提升 ..... 106

**Lesson 89 & Lesson 90**

基础巩固 ..... 107

综合提升 ..... 108

**Lesson 91 & Lesson 92**

基础巩固 ..... 110

综合提升 ..... 111

**Lesson 93 & Lesson 94**

基础巩固 ..... 113

综合提升 ..... 114

**Lesson 95 & Lesson 96**

基础巩固 ..... 115

综合提升 ..... 116

**Lesson 97 & Lesson 98**

基础巩固 ..... 117

综合提升 ..... 118

**Lesson 99 & Lesson 100**

基础巩固 ..... 119

综合提升 ..... 120

**Lesson 101 & Lesson 102**

基础巩固 ..... 122

综合提升 ..... 123

**Lesson 103 & Lesson 104**

基础巩固 ..... 125

综合提升 ..... 126

**Lesson 105 & Lesson 106**

基础巩固 ..... 127

综合提升 ..... 128

**Lesson 107 & Lesson 108**

基础巩固 ..... 130

综合提升 ..... 131

**Lesson 109 & Lesson 110**

基础巩固 ..... 132

综合提升 ..... 133

**Lesson 111 & Lesson 112**

基础巩固 ..... 135

综合提升 ..... 136



**Lesson 113 & Lesson 114**

基础巩固 ..... 138

综合提升 ..... 139

**Lesson 115 & Lesson 116**

基础巩固 ..... 141

综合提升 ..... 142

**Lesson 117 & Lesson 118**

基础巩固 ..... 144

综合提升 ..... 145

**Lesson 119 & Lesson 120**

基础巩固 ..... 146

综合提升 ..... 147

**Lesson 121 & Lesson 122**

基础巩固 ..... 148

综合提升 ..... 149

**Lesson 123 & Lesson 124**

基础巩固 ..... 150

综合提升 ..... 151

**Lesson 125 & Lesson 126**

基础巩固 ..... 153

综合提升 ..... 154

**Lesson 127 & Lesson 128**

基础巩固 ..... 155

综合提升 ..... 156

**Lesson 129 & Lesson 130**

基础巩固 ..... 157

综合提升 ..... 158

**Lesson 131 & Lesson 132**

基础巩固 ..... 159

综合提升 ..... 160

**Lesson 133 & Lesson 134**

基础巩固 ..... 162

综合提升 ..... 163

**Lesson 135 & Lesson 136**

基础巩固 ..... 165

综合提升 ..... 166

**Lesson 137 & Lesson 138**

基础巩固 ..... 168

综合提升 ..... 169

**Lesson 139 & Lesson 140**

基础巩固 ..... 170

综合提升 ..... 171

**Lesson 141 & Lesson 142**

基础巩固 ..... 172

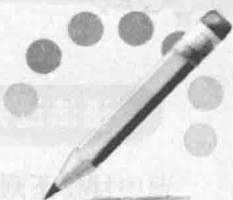
综合提升 ..... 173

**Lesson 143 & Lesson 144**

基础巩固 ..... 174

综合提升 ..... 175





# Lesson 1 & Lesson 2

## 基础巩固

### 词汇过关

I. 写出与下列图片相对应的单词。



1. \_\_\_\_\_ 2. \_\_\_\_\_ 3. \_\_\_\_\_ 4. \_\_\_\_\_ 5. \_\_\_\_\_

II. 根据句意和汉语提示写出所缺的单词。

- Is \_\_\_\_\_ (这) your shirt?  
— Yes, it is.
- Is this your \_\_\_\_\_ (汽车)?
- It is my \_\_\_\_\_ (书).
- This is my \_\_\_\_\_ (外衣).

### 句型过关

III. 仿照示例,根据提示完成对话。

示例:A: Excuse me. Is this your pen?

B: Yes, it is.

1. A: Excuse me. \_\_\_\_\_ (连衣裙)

B: Yes, it is.

2. A: Excuse me. \_\_\_\_\_ (手表)

B: Yes, it is.

3. A: Excuse me. \_\_\_\_\_ (手提包)

B: Yes, it is.

4. A: Excuse me. \_\_\_\_\_ (房子)

B: Yes, it is.

5. A: Excuse me. \_\_\_\_\_ (铅笔)

B: Yes, it is.



语法过关

IV. 下列句子中均有一处错误, 请将正确的句子写在下面的横线上。

1. I beg you pardon.

2. Is this you pencil?

3. This it my watch.

4. — Is this your car?

— Yes, this is.

5. Thank your very much.

综合提升

阅读通关

V. 根据对话内容, 选择正确答案。

Emma: Excuse me.

Tony: Yes?

Emma: Is this your pen?

Tony: Pardon?

Emma: Is this your pen?

Tony: No, it isn't. It's Peter's.

Emma: Is this your coat?

Tony: Yes, it is. Thank you very much.

Emma: Is this your book?

Tony: No. It's Alice's. She likes books by Mo Yan.

Emma: I know Mo Yan. He's a Nobel Prize winner (诺贝尔奖得主).

Tony: Is this your pencil?

Emma: No. It's Susan's.

- ( ) 1. This pen is \_\_\_\_\_.
- A. Emma's      B. Tony's      C. Peter's      D. Alice's
- ( ) 2. This \_\_\_\_\_ is Tony's.
- A. pen      B. coat      C. book      D. pencil
- ( ) 3. \_\_\_\_\_ likes books by Mo Yan.
- A. Susan      B. Tony      C. Alice      D. Tony
- ( ) 4. This pencil is \_\_\_\_\_.
- A. Tony's      B. Peter's      C. Alice's      D. Susan's



## 写作通关

VI. 假设图中的男士是 Mr Lee, 与男士对话的女孩是 Amy。请根据图片提示及教材中所学的内容, 编写一段对话。要求用上以下提示词。

要求: 对话不少于六句话。

提示词: excuse, sir, yes, purse, pardon, thank



---


---

---

---

---

# Lesson 3 & Lesson 4



## 基础巩固

### 词汇过关

I. 写出与下列图片相对应的单词。



1. \_\_\_\_\_

2. \_\_\_\_\_

3. \_\_\_\_\_

4. \_\_\_\_\_

II. 根据汉语提示完成句子, 每空一词。

1. 这是我的女儿。

This is my \_\_\_\_\_.

2. 这是你的儿子吗?

Is this your \_\_\_\_\_?

3. 这不是我的票。

This is not my \_\_\_\_\_.

4. 这是衣帽存放处。

Here is the \_\_\_\_\_.

### 句型过关

III. 根据要求完成句子。

1. This is my pencil. (改为一般疑问句)

\_\_\_\_\_

2. Is this your son? (改为陈述句)

\_\_\_\_\_

3. Is this your car? (作肯定回答)

\_\_\_\_\_

4. Is this your shirt? (作否定回答)

\_\_\_\_\_

5. This is my book. (改为否定句)

\_\_\_\_\_



## 语法过关

IV. 下列句子中均有一处错误,请将正确的句子写在下面的横线上。

1. — Is this your daughter?

— No, she is.

2. It's me house.

3. — Is this your suit?

— No, it is.

4. Here is you ticket.

5. — Is this your school?

— Yes, it isn't.

## 综合提升

## 阅读通关

V. 根据对话内容,选择正确答案。

Susan: Excuse me!

Henry: Yes?

Susan: Is this your umbrella?

Henry: No, it isn't. It's Peter's.

Susan: Is this your watch?

Henry: No, it isn't. It's Helen's.

Susan: Is this your pencil?

Henry: Yes, it is. Thank you very much.

Susan: Is this your shirt?

Henry: No, it isn't. It's my teacher's.

Susan: The shirt is made in China (中国制造).

Henry: Is this your dress?

Susan: Yes, it is.

( ) 1. \_\_\_\_\_ is Peter's.

A. The watch

C. The shirt

B. The umbrella

D. The dress

( ) 2. The watch is \_\_\_\_\_.

A. Helen's

C. Susan's

B. Henry's

D. Peter's



( ) 3. The pencil is \_\_\_\_\_.

A. Peter's

C. Henry's

B. Henry's teacher's

D. Susan's

( ) 4. \_\_\_\_\_ is Henry's teacher's.

A. The pencil

C. The umbrella

B. The watch

D. The shirt

VI. 根据对话内容,用合适的单词填空。

A: My 1. \_\_\_\_ please. Here is my ticket. Thank you, sir. Number one.

B: 2. \_\_\_\_ your book.

A: This is 3. \_\_\_\_ my book. Sorry, sir.

B: Is this your book?

A: No, it isn't.

B: Is this it?

A: Yes, it is. 4. \_\_\_\_ you very much.

B: That's all right.

### 写作通关

VII. 假设 Emma 捡到一盆花,她想找到花的主人。她先问 Lily 花是不是她的,Lily 回答说不是。她又问 Sally 花是不是她的,Sally 回答说是,并感谢 Emma。请根据以上内容编写一段对话。

要求:对话不能少于五句话。

提示词:excuse me, flower, thank, much



---

---


---

---

---

---

---



# Lesson 5 & Lesson 6

## 基础巩固

### 词汇过关

I. 根据句意和汉语提示或首字母提示写出所缺的单词。

1. Good m \_\_\_\_\_, Mr. Blake. This is Miss Helen.
2. Sophie is a \_\_\_\_\_ (学生).
3. This is a n \_\_\_\_\_ Korean car. I like it very much.
4. Nice to m \_\_\_\_\_ you, too.
5. This is a \_\_\_\_\_ (德国的) watch.
6. I am \_\_\_\_\_ (中国人).
7. It is an \_\_\_\_\_ (英国的) car.
8. She is an \_\_\_\_\_ (美国的) girl.
9. Excuse me, M \_\_\_\_\_ Brown. Is this your handbag?
10. —What \_\_\_\_\_ (牌子) is the car?  
—It's a Volvo.

### 句型过关

II. 仿照示例, 根据提示完成对话。

示例 1: This is Toyota. Japanese / (Chinese)

A: Is it a Japanese car or a Chinese car?

B: It isn't a Chinese car. It's a Japanese car.

1. This is Daewoo. Korean / (German)

---

2. This is Fiat. Italian / (American)

---

3. This is Peugeot. French / (English)

---

示例 2: This is Mr. Gates. American / (French)

A: Is he an American teacher or a French teacher?

B: He isn't a French teacher. He's an American teacher.

4. This is Miss Green. American / (Chinese)

---



5. This is Mr. Liu. Chinese / (French)

---

---

### 语法过关

III. 用 he, she, it, a 或 an 的正确形式填空。

1. Mike is \_\_\_\_\_ new student. \_\_\_\_\_ is \_\_\_\_\_ American student.
2. — Is this \_\_\_\_\_ Italian car?  
— No, \_\_\_\_\_ isn't. It's \_\_\_\_\_ Japanese car.
3. This is Helen. \_\_\_\_\_ is \_\_\_\_\_ English teacher.
4. — Is this \_\_\_\_\_ Japanese car.  
— Yes, \_\_\_\_\_ is.
5. This is my new car. \_\_\_\_\_ is \_\_\_\_\_ German car.

### 综合提升

### 阅读通关

IV. 根据对话内容,回答下列问题。

Tom: Good morning, Helen.

Helen: Good morning, Tom.

Tom: Is this your new car?

Helen: No, it isn't. It's Mr. Green's.

Tom: Is it a Japanese car?

Helen: No, it isn't. It's an American car.

Tom: Is this your car?

Helen: Yes, it is.

Tom: Is it an American car, too?

Helen: No, it isn't. It's an Italian car. Is your car an Italian car?

Tom: No, it isn't. It's an English car. It isn't new, but I like it very much.

Helen: I think it is a good car.

Tom: You're right.

1. Is this Mr. Green's new car?

---

2. Is Mr. Green's car a Japanese car?

---

3. Is Helen's car an American car?

---

4. Is Tom's car an Italian car?

---





5. Is Tom's car new?


---

### 写作通关

V. 假设 Helen 早上遇到了 Henry, 然后她又将 David 介绍给 Henry 认识, David 是 Helen 的朋友。请根据所给信息编写一段对话。

要求: 对话不能少于四句话。

提示词: friend *n.* 朋友



---

---

---

---

---

---

---

---