

# 大学英语口语阶梯教材

总主编：史小妹 Leon L. Zhao

## LET'S TALK:

Practice and Polish Spoken English

### 精通英语口语：练习与提高

精通英语口语：练习与提高

Practice and Polish Spoken English

## LET'S TALK:

主编 史小妹

西北工业大学出版社

H319.9/2518:3

大学英语口语阶梯教材

# 精通英语口语：练习与提高

Let's Talk: Practice and Polish Spoken English

总主编：史小妹 Leon L. Zhao

主 编：史小妹

副主编：张东霞 鹿军红 刘中阳

姬晓媛 刘彭恺 杨 敏

西北工业大学出版社

【内容简介】 本套丛书借鉴了国内外著名口语教材的精彩编排方案及设计思想,是一套专为中国学生量身定做的口语系列教程。本册共包括 Describing Things; Describing Places; Talking about Experiences; Describing People; Expressing Likes and Dislikes; Complaining and Comforting; Expressing Joy, Satisfaction and Surprise; Congratulating and Complimenting; Apologizing and Forgiving; Giving and Accepting Invitations 等 10 个会话场景(单元),以交际功能为主线,以提升学习者叙事、描述、情感表达及交流的口语技能。

### 图书在版编目(CIP)数据

精通英语口语:练习与提高/史小妹主编. —西安:西北工业大学出版社,2011.8  
ISBN 978-7-5612-3148-7

I. ①精… II. ①史… III. ①英语—口语 IV. ①H319.9

中国版本图书馆 CIP 数据核字(2011)第 159887 号

出版发行:西北工业大学出版社

通信地址:西安市友谊西路 127 号 邮编:710072

电话:(029)88493844 88491757

网址:www.nwpup.com

印刷者:陕西兴平报社印刷厂

开本:727 mm×960 mm 1/16

印张:13.75

字数:240 千字

版次:2011 年 8 月第 1 版 2011 年 8 月第 1 次印刷

定价:33.00 元(附 MP3 听力光盘 1 张)

## 前言

“大学英语口语阶梯教材”共分3册: *Let's Talk: Survival Spoken English*, *Let's Talk: Practice and Polish Spoken English* 和 *Let's Talk: Fluency in Spoken English* (《精通英语口语: 生存英语》, 《精通英语口语: 练习与提高》和《精通英语口语: 流利英语》), 借鉴了国内外著名口语教材的精彩编排方案及设计思想, 采用了全新的口语教学理念, 既遵循口语学习的规律, 又考虑到国人学英语的特点, 是一套专为中国人学英语量身定做的口语系列教程。既可用作高等学校英语口语教材, 也适宜于英语学习者自身口语训练提高之用。

本套丛书的3个分册, 内容既相互渗透, 密切关联, 又相辅相成, 层层递进。*Let's Talk: Survival Spoken English* 以话题为主线, 主要涉及日常生活的方方面面, 以满足学习者基本生存所需之英语口语; *Let's Talk: Practice and Polish Spoken English* 以交际功能为主线, 以提升学习者叙事、描述、情感表达及交流的口语技能; *Let's Talk: Fluency in Spoken English* 以较高层面的交际功能为主线, 进一步提高学习者出谋划策、比较分析、质疑辩论、建议忠告等方面的口语表达能力。

本丛书均采用图文并茂的形式, 精心设计了丰富多彩的课堂活动。活动题材既考虑到实用性、多样性, 又考虑到趣味性和可操作性。无论是教师安排课堂教学, 还是学习者自己训练, 都可以轻松自如地进入角色。教师不必绞尽脑汁, 即可开展题材广泛又趣味横生的课堂活动; 学生也不必担心自己就某一话题无话可谈, 难以开口。因为我们在每个活动后, 要么给出了相应的对话样例, 要么有常用句型和参考观点提示。学习者即可有的放矢, 大胆借鉴, 又可放开思绪, 尽情发挥。活动类型多种多样, 既有训练听辨能力的, 也有两人对话和小组活动, 还有热点话题

辩论。每个话题、每项功能都有数十个相关的活动以供训练之需。

总而言之,本丛书旨在为广大教师提供一套不必费心准备,就能让口语课堂精彩纷呈的好教材;为学习者呈现一套轻松快乐、享受英语口语训练的系列教材。愿读者在多彩的活动中体验英语口语能力的迅速提升!

编者

2010年11月

“大学英语口语训练教材”共分3册:1. Let's Talk: Survival Spoken English; 2. Let's Talk: Practice and Polish Spoken English; 3. Let's Talk: Fluency in Spoken English. 本丛书旨在为广大教师提供一套不必费心准备,就能让口语课堂精彩纷呈的好教材;为学习者呈现一套轻松快乐、享受英语口语训练的系列教材。愿读者在多彩的活动中体验英语口语能力的迅速提升!

本丛书共分3个分册,内容既相互独立,又相辅相成,层层递进。1. Let's Talk: Survival Spoken English 以话题为主线,主要涉及日常生活的交际;2. Let's Talk: Practice and Polish Spoken English 以交际功能为主线,主要涉及社交、商务、学术、娱乐等方面的交际;3. Let's Talk: Fluency in Spoken English 以交际功能为主线,主要涉及社交、商务、学术、娱乐等方面的交际。本丛书旨在为广大教师提供一套不必费心准备,就能让口语课堂精彩纷呈的好教材;为学习者呈现一套轻松快乐、享受英语口语训练的系列教材。愿读者在多彩的活动中体验英语口语能力的迅速提升!

本丛书共分3个分册,内容既相互独立,又相辅相成,层层递进。1. Let's Talk: Survival Spoken English 以话题为主线,主要涉及日常生活的交际;2. Let's Talk: Practice and Polish Spoken English 以交际功能为主线,主要涉及社交、商务、学术、娱乐等方面的交际;3. Let's Talk: Fluency in Spoken English 以交际功能为主线,主要涉及社交、商务、学术、娱乐等方面的交际。本丛书旨在为广大教师提供一套不必费心准备,就能让口语课堂精彩纷呈的好教材;为学习者呈现一套轻松快乐、享受英语口语训练的系列教材。愿读者在多彩的活动中体验英语口语能力的迅速提升!





# 目录

<b>Unit 1 Describing Things</b> .....	1
Activity 1 Describing Things around You .....	1
Activity 2 Sequence of Adjectives in Description .....	3
Activity 3 Describing Music .....	6
Activity 4 Describing Work .....	8
Activity 5 Describing an Event in Time Order .....	9
Activity 6 Describing a Job .....	10
Activity 7 Describing a Product .....	12
Activity 8 Describing Life .....	14
Activity 9 Describing Food .....	15
Activity 10 Describing Extreme Weather or Disasters .....	17
<b>Unit 2 Describing Places</b> .....	19
Activity 1 Describing Places .....	19
Activity 2 Describing a House .....	20
Activity 3 Describing a Scenic Spot .....	22
Activity 4 Describing a Pavilion .....	24
Activity 5 Describing a Library .....	27
Activity 6 Ancient Poems Describing a Scene .....	28
Activity 7 Describing a Restaurant .....	29
Activity 8 Describing a City .....	31
Activity 9 Describing a Country .....	33
Activity 10 Free Talk .....	34

<b>Unit3 Talking about Experiences</b>	36
Activity 1 Asking about Past Experiences	37
Activity 2 Describing Experiences	38
Activity 3 Describing Experiences on Vacation	40
Activity 4 Sharing Childhood Memories	42
Activity 5 Talking about Unforgettable College Experiences	43
Activity 6 Talking about Work Experiences	44
Activity 7 Telling about Past Experiences	46
Activity 8 Talking about Adventurous Experiences	46
Activity 9 Telling a Happy Event in Your Life	48
Activity 10 Fun Time	49
<b>Unit 4 Describing People</b>	51
Activity 1 Idiomatic Expressions with Part of the Body	51
Activity 2 Describing Human Relationship	52
Activity 3 Describing Mood	54
Activity 4 Describing a Job	55
Activity 5 Describing Lifestyles	57
Activity 6 Describing Personality (Star Signs)	59
Activity 7 Describing Clothes	62
Activity 8 Describing Appearance	64
Activity 9 Describing Smile	65
Activity 10 Describing Achievements	66
<b>Unit 5 Expressing Likes and Dislikes</b>	69
Activity 1 What's Your Favorite?	70
Activity 2 Expressing Likes and Dislikes	71
Activity 3 Things You Like	73
Activity 4 How Much Do You Like Them?	74
Activity 5 Do You Like Modern Music?	75
Activity 6 Where to Travel	77



Activity 7 Situational Dialogues	78
Activity 8 Hobbies	79
Activity 9 A Quiz	80
Activity 10 Fun Time	81
<b>Unit 6 Complaining and Comforting</b>	<b>83</b>
Activity 1 Making Complaints	84
Activity 2 Giving Consolations 1	86
Activity 3 Giving Consolations 2	88
Activity 4 Responding to Complaints	89
Activity 5 Situational Dialogue	90
Activity 6 Comforting	92
Activity 7 Complaining about a Product or Service 1	93
Activity 8 Complaining about a Product or Service 2	94
Activity 9 A Quiz	95
Activity 10 Fun Time	97
<b>Unit 7 Expressing Joy, Satisfaction and Surprise</b>	<b>99</b>
Activity 1 Expressing Satisfaction	99
Activity 2 Buying Something to One's Taste	101
Activity 3 Are You Satisfied with Your Work and Life?	102
Activity 4 Expressing Surprise	104
Activity 5 Have You Ever Been to an Amusement Park?	105
Activity 6 Who's the Lucky Dog?	106
Activity 7 A Word Game	107
Activity 8 Happy to Work	108
Activity 9 A Travel Blog	109
Activity 10 What a Surprise!	111
<b>Unit 8 Congratulating and Complimenting</b>	<b>113</b>
Activity 1 Congratulations	114
Activity 2 Congratulations on Campus	115



## Let's Talk: Practice and Polish Spoken English

Activity 3	Congratulations on Work .....	117
Activity 4	Congratulations in Private Life .....	118
Activity 5	Compliments .....	121
Activity 6	Complimenting One's Appearance .....	123
Activity 7	Complimenting One's Performances & Achievements .....	124
Activity 8	Complimenting One's Possessions .....	126
Activity 9	Accepting or Declining Compliments .....	127
Activity 10	Hoping for Compliments .....	128
<b>Unit 9 Apologizing and Forgiving .....</b>		<b>130</b>
Activity 1	Making Apologies .....	131
Activity 2	Apologizing for Carelessness .....	133
Activity 3	Apologizing for Keeping Someone Waiting .....	134
Activity 4	Apologizing for Being Late .....	136
Activity 5	Apologizing for Bringing Others Losses .....	138
Activity 6	Apologizing for Bad Memory .....	139
Activity 7	Apologizing for Disturbing or Offending Others .....	140
Activity 8	Apologizing for Failing to Satisfy Someone .....	141
Activity 9	Responding to Apologizing .....	143
Activity 10	Additional Expressions for Apologizing .....	143
<b>Unit 10 Giving and Accepting Invitations .....</b>		<b>145</b>
Activity 1	Giving Invitations .....	146
Activity 2	Inviting Someone to Dinner .....	148
Activity 3	Inviting Someone to a Party .....	149
Activity 4	Inviting Someone to Sports .....	151
Activity 5	Inviting Someone to a Movie or a Concert .....	153
Activity 6	Inviting Someone to a Picnic or a Drink .....	154
Activity 7	Accepting the Invitation .....	155
Activity 8	Declining the Invitation .....	157
Activity 9	Formal or Informal Invitations .....	160
Activity 10	A Quiz .....	161




Appendix .....	163
1. Key .....	163
2. Listening Script .....	181



## Unit 1

### *Describing Things*



Description is commonly used in our daily life. When describing things, we may mention their name, color, shape, function, and many other qualities.

### Activity

1

Describing Things around You



Describe one of the following things and let your partner tell which one you're describing. Then swap roles. Keep going until you finish them all.

1

精通英语口语：练习与提高





A balcony



A supermarket



A garden



A stamp




Internet



An ATM (automated teller machine)



A kitchen



A TV set




A suitcase



A table



A post office



A bed



**Now read the following descriptions with your partner to see if you've done a good job.**

- 1) A usually rectangular piece of luggage for carrying clothing.
- 2) A large self-service retail market that sells food and household goods.
- 3) An unattended electronic machine in a public place, connected to a data system and related equipment and activated by a bank customer to obtain cash withdrawals and other banking services. Also called automated bank teller, automated teller, automatic teller, automatic teller machine, cash machine.
- 4) An interconnected system of networks that connects computers around the world via the TCP/IP protocol.
- 5) A small piece of gummed paper sold by a government for attachment to an article that is to be mailed.
- 6) A plot of land used for the cultivation of flowers, vegetables, herbs, or fruit.
- 7) A platform that projects from the wall of a building and is surrounded by a railing, balustrade, or parapet.
- 8) A post office is a facility authorised by a postal system for the posting, receipt, sorting, handling, transmission or delivery of mail.
- 9) A room or an area equipped for preparing and cooking food.
- 10) An article of furniture supported by one or more vertical legs and having a flat horizontal surface.
- 11) An electronic apparatus that receives electromagnetic waves and displays the reconverted images on a screen.
- 12) A piece of furniture for reclining and sleeping, typically consisting of a flat, rectangular frame and a mattress resting on springs.

## Activity

2

### Sequence of Adjectives in Description

Adjectives used in describing an object are usually spoken in a fairly set order. For instance, a person can say “a big brown suitcase” but “a brown big suitcase” would sound strange. Now study the diagram to see the usual order of adjectives.

3





# Let's Talk: Practice and Polish Spoken English

How much/ many?	What's it like?	What size/ length?	What shape?	How old?	What colour?	What's the style/ pattern?	What's it made of	What is it?
--------------------	--------------------	--------------------------	----------------	-------------	-----------------	----------------------------------	-------------------------	----------------

e. g.

1. a beautiful little square old red silk scarf
2. one nice small new green striped cotton blouse
3. pretty shoulder-length blonde wavy hair





Now, work with your group members to describe things around you, using as many adjectives as possible and write them down in the following table. Then exchange your descriptions with other groups to see who's done a better job.


Things around You	Your Descriptions
your desk	
your backpack	
your library building	
your friend's hair/glasses	
your school uniform	
...	



With your partner describe the following pictures. Refer to the useful expressions if necessary.

	
quarrel, outraged, at dinner table, plate, beer	upset, gain weight, comfort, curly hair, smiling





beach, green plastic bucket, colorful swim suit, spoon, blonde, black, plaits(小辫子)

### Learn to use

<p>What do you see in the picture?</p> <p>There is a</p> <p>There's a</p> <p>There are some</p> <p>There're some</p> <p>Is there a... ?</p> <p>Are there (some)... ?</p>	<p>Locations</p> <p>On the right/left</p> <p>Near the window</p> <p>By the door</p> <p>In the box</p> <p>On the chair</p> <p>Under the table</p>
<p>Actions</p> <p>The man is v-ing</p> <p>The woman is v-ing</p>	<p>Clothing</p> <p>She is wearing a ...</p> <p>He is wearing a ...</p>
<p>Other aspects</p>	



Complete the following sentences with your partner.

- What color is your skirt?  
—My skirt is light blue. (浅蓝色的)
- One of my suitcases is large, and the other one is medium. (中号的).
- This kind of brick is about two inches thick (有两英寸厚), and the original color is red.

4. — Tell me about your new apartment.

— Well, it's pretty small. It only has \_\_\_\_\_ (两间房子和一间浴室). But it's comfortable enough for me.

5. — What did you think of the Himalayas?


— Well, the view was \_\_\_\_\_ (太壮观了). Of course, it took two days to get there, and \_\_\_\_\_ (天气异常寒冷)!

## Activity

3

### Describing Music

When describing a kind of music, you may choose to talk about its origin, composer, volume, features, etc. You may even mention the instrument that people use to play it.



**What kind of music do you like? Read the dialogue between two fans of Blues music and then describe your own favorite music to your group members.**

Rich: You know, I'm crazy about blues music. Try this disk to see if you like it.

Copper: Emotional! It's "Dark Road Blues", by the great blues harmonica player Sonny Terry.

Rich: Quite right. Do you know where blues came from?

Copper: You could say it arrived hundreds of years ago with the ships that brought slaves from Africa. These men and women lost almost everything, but not their music.



Rich: Yeah, it was sung by both men and women. Much of it also had a beat that people danced to.

Copper: Turn the music up a bit. Could you hear the rhythm? It is hard to listen to that song and not to move your feet. You don't have to understand the language. You just want to be part of the music.



Rich: Oh, perhaps you want to tap your fingers in time with the music.

Copper: Musicians call this beat four-four time. Can you tell me about it?

Rich: OK. This means the music has four beats per measure, like this: one-two-three-four. A quarter-note equals one beat. You can play it faster or slower, but it is still a four-four beat.

Copper: I see. The first and perhaps the most important instrument in blues is the human voice. Blues began with the human voice. You can play blues without any singing. But blues music is connected with the voice and always will be.

Rich: Yes, slaves often sang to help make the work in the fields easier. Blues music grew out of these work songs.

Copper: But now, we use guitar to play it. If you add drums, a piano and perhaps a bass violin, you have the instruments for a blues band.