



英语阅读系列

Oxford Storyland Readers

牛津故事乐园



江苏教育出版社
牛津大学出版社



英语阅读系列

Oxford Storyland Readers

牛津故事乐园



江苏教育出版社
牛津大学出版社

图书在版编目(CIP)数据

牛津故事乐园. 2B: 英语阅读系列 / (英) 格林
(D F Green)著. —南京: 江苏教育出版社, 2003.8
ISBN 7-5343-5305-X

I. 牛... II. 格... III. 英语—语言读物, 故事
IV. H319.4: I

中国版本图书馆 CIP 数据核字 (2003) 第 071023 号



前言

阅读是英语学习中极其重要的一个部分。国家教育部颁布的《英语课程标准》很重视学生的阅读训练，对阅读技能的九级要求做了详细的目标描述，并对第三至八级的课外阅读量提出了明确要求。为了较好地实施课程标准，满足中小学生学习英语阅读的需求，我们对原《牛津英语故事乐园》进行了重新修订。

新版《牛津故事乐园 英语阅读系列》针对中小学生的认知特点，在编写中力求达到以下目标：

一、激发学生的学习兴趣。本套英语读物共十六册，每册含二至四个故事。根据学生不同年龄段的心理特点进行编排，1A至3B以对话为主，4A至8B以叙述为主。所选故事生动有趣，与学生的日常生活息息相关。故事的情节化和内容的生活化，加上精美的插图和真实的照片，能充分激发学生的学习兴趣，培养学生良好的学习情绪，让他们深切感受到学习英语的乐趣。

二、提高学生的阅读能力。本套英语读物题材、体裁、内容广泛，英语信息量大，集知识性、趣味性、科学性和时代感于一体。为了能有效地帮助学生提高阅读能力，每个故事后均设置了对篇章内容的训练和测试，以及对故事中出现的词汇、句型的注释等。学生通过阅读，能分析和理解语言材料，并能捕获和处理文中的信息，从而锻炼其英语的思维、联想、判断和推测的能力。

三、提高学生的文化素质。本套英语读物在使学生获得英语知识的同时，最大限度地开拓学生的文化视野，让学生自然而然地接受丰富的文化熏陶，在一定程度上加深对异国习俗、文化的了解，使其逐渐形成跨文化意识，这对学生今后的英语学习是至关重要的。

本套英语读物各册自成一体，其难度逐册循序渐进，既可配合《牛津小学英语》使用，也可用于课外补充阅读或课堂阅读学习。

敬请广大师生对本套英语读物的不足之处提出宝贵意见，以便我们今后进一步的修订和完善。

何 锋
2003年7月



目 录

At the Zoo	1
Questions	19
Quizzes	21
New words and expressions	23
Sentence structures	25
 Where is Boo?	 27
Questions	45
Quizzes	47
New words and expressions	49
Sentence structures	51
 I Can Swim	 53
Questions	71
Quizzes	73
New words and expressions	76
Sentence structures	78
 Superboy	 79
Questions	97
Quizzes	99
New words and expressions	102
Sentence structures	103
 Answer key	 105



At the Zoo

Mike and Lynne are twins. They are at school.

What's this, children?

It's an elephant.

Good, Kim.

What's this, Lynne?

It's a tiger, Miss Young.

Good.

What are these?

They're monkeys.

Good, Mike.





twins




children

Jack is on a chair. The children look at him.



ten o'clock

The children stand up and pick up their bags.



pick up



follow



Puzzles

1 Write the children's names.



2 Find these words in the word square.

long

elephants

monkeys

pictures

twins

bags


fat

big

nose

P	I	C	T	U	R	E	S	N
A	P	P	L	E	S	L	I	O
P	A	M	O	N	K	E	Y	S
E	F	A	T	Y	Q	P	X	E
R	L	B	I	G	M	H	U	Z
L	O	N	G	K	B	A	G	S
A	W	R	E	V	X	N	O	T
N	E	A	R	O	P	T	J	W
D	R	T	W	I	N	S	H	E

The children are in the playground. The school bus for the zoo is not there.



What have you got in your bag, Kim?

I've got some biscuits and a bottle of water.

I've got some crisps and some orange juice.

I've got some milk and some sweets.



What have you got, Jack?

I've got two tins of Coke, a packet of crisps, a bar of chocolate and two sandwiches.

Jack, you're very greedy!


No, I'm not. I'm very hungry and very thirsty!



tins




greedy



sandwiches

The school bus is here. The children get on the bus.



get on



push




eat



Puzzles

1 What have the children got? Join the children to their food.



2 Write the right words under the pictures.

Don't push!

Don't eat!

Sit down!




They are at the zoo. The children get off the school bus.

Pick up the rubbish, Jack.

Yes, Miss Young.
I'm sorry.

Line up, children.
Walk! Don't run!
Jack, walk with me!




get off




line up

The children look at the animals in the zoo.



Look at the elephants.
They're big and grey.
Their ears are big.

Their trunks are long.



Look at the giraffes.
They're tall.

Yes, they've got long necks.



trunks



necks

I like the monkeys.
They can jump.
They can climb ropes.

I like them, too.

Look at Jack, Miss Young.

Jack! Don't feed
the monkeys.
Look at the sign!

DO NOT FEED
THE MONKEYS



Puzzles

1 What animal is it? Circle the right word and write the right name.

a) It is tall. It has a long neck.

It is a / an _____.


b) It can jump. It can climb ropes.

It is a / an _____.

c) It is big and grey.

It has a trunk and big ears.

It is a / an _____.



2 Write the right words.

a)



b)



c)

