

国外电子与通信教材系列

英文版


PEARSON

# 电路分析基础

Introductory Circuits for  
Electrical and  
Computer Engineering

[美] James W. Nilsson 著  
Susan A. Riedel

张民 改编



电子工业出版社  
PUBLISHING HOUSE OF ELECTRONICS INDUSTRY

<http://www.phei.com.cn>

国外电子与通信教材系列

# 电路分析基础

(英文版)

## Introductory Circuits for Electrical and Computer Engineering

[美] James W. Nilsson 著  
Susan A. Riedel

张民 改编

电子工业出版社

Publishing House of Electronics Industry

北京·BEIJING

## 内 容 简 介

本书由浅入深、系统全面地讲解了电子电路及电子系统的基本元件、基本概念、基本分析理论和计算方法, 主要内容包括电路基本元件、简单电阻电路分析、电路常见分析法、运算放大器基本应用电路、一阶和二阶电路的分析、正弦稳态分析及其功率计算、平衡三相电路、选频电路及滤波器等。此外, 本书结合多年教学经验和生活中的实际应用, 给出了大量例题和习题、详尽的图表资料和丰富的实用电路范例。

本书适合作为电气、电子、计算机与自动化等本科专业电路分析或电路理论课程的双语教材, 也可供相关学科的科技人员自学或参考。

Authorized Adaptation from the English language edition, Entitled INTRODUCTORY CIRCUITS FOR ELECTRICAL AND COMPUTER ENGINEERING, 0130198552 by JAMES W. NILSSON and SUSAN A. RIEDEL, Published by Pearson Education, Inc, publishing as Prentice Hall, Copyright © 2002.

All rights reserved. No part of this book may be reproduced or transmitted in any form or by any means, electronic or mechanical, including photocopying, recording or by any information storage retrieval system, without permission from Pearson Education, Inc.

ENGLISH language adaptation edition published by PEARSON EDUCATION ASIA LTD. and PUBLISHING HOUSE OF ELECTRONICS INDUSTRY Copyright © 2012.

ENGLISH language adaptation edition is manufactured in the People's Republic of China, and is authorized for sale and distribution only in the mainland of China exclusively (except Taiwan, Hong Kong SAR and Macau SAR).

本书英文影印改编版专有出版权由 Pearson Education (培生教育出版集团) 授予电子工业出版社。未经出版者预先书面许可, 不得以任何方式复制或抄袭本书的任何部分。

本书在中国大陆地区出版, 仅限在中国大陆发行。

本书贴有 Pearson Education (培生教育出版集团) 激光防伪标签, 无标签者不得销售。

版权贸易合同登记号 图字: 01-2007-1008

### 图书在版编目 (CIP) 数据

电路分析基础: 英文 / (美) 尼尔森 (Nilsson, J. W.), (美) 里德尔 (Riedel, S. A.) 著; 张民改编.

北京: 电子工业出版社, 2012.8

书名原文: Introductory Circuits for Electrical and Computer Engineering

国外电子与通信教材系列

ISBN 978-7-121-17919-8

I. ①电… II. ①尼… ②里… ③张… III. 电路分析 - 高等学校 - 教材 - 英文 IV. ①TM133

中国版本图书馆 CIP 数据核字 (2012) 第 188869 号

策划编辑: 马 岚

责任编辑: 马 岚

印 刷: 三河市鑫金马印装有限公司  
装 订:

出版发行: 电子工业出版社

北京市海淀区万寿路 173 信箱 邮编: 100036

开 本: 787 × 980 1/16 印张: 25.75 字数: 757 千字

印 次: 2012 年 8 月第 1 次印刷

定 价: 49.00 元

凡所购买电子工业出版社的图书有缺损问题, 请向购买书店调换; 若书店售缺, 请与本社发行部联系。联系及邮购电话: (010) 88254888。

质量投诉请发邮件至 zltz@phei.com.cn, 盗版侵权举报请发邮件至 dbqq@phei.com.cn。

服务热线: (010) 88258888。

## 序

2001年7月间,电子工业出版社的领导同志邀请各高校十几位通信领域方面的老师,商量引进国外教材问题。与会同志对出版社提出的计划十分赞同,大家认为,这对我国通信事业、特别是对高等院校通信学科的教学工作会很有好处。

教材建设是高校教学建设的主要内容之一。编写、出版一本好的教材,意味着开设了一门好的课程,甚至可能预示着一个崭新学科的诞生。20世纪40年代MIT林肯实验室出版的一套28本雷达丛书,对近代电子学科、特别是对雷达技术的推动作用,就是一个很好的例子。

我国领导部门对教材建设一直非常重视。20世纪80年代,在原教委教材编审委员会的领导下,汇集了高等院校几百位富有教学经验的专家,编写、出版了一大批教材;很多院校还根据学校的特点和需要,陆续编写了大量的讲义和参考书。这些教材对高校的教学工作发挥了极好的作用。近年来,随着教学改革不断深入和科学技术的飞速进步,有的教材内容已比较陈旧、落后,难以适应教学的要求,特别是在电子学和通信技术发展神速、可以讲是日新月异的今天,如何适应这种情况,更是一个必须认真考虑的问题。解决这个问题,除了依靠高校的老教师和专家撰写新的符合要求的教科书外,引进和出版一些国外优秀电子与通信教材,尤其是有选择地引进一批英文原版教材,是会有好处的。

一年多来,电子工业出版社为此做了很多工作。他们成立了一个“国外电子与通信教材系列”项目组,选派了富有经验的业务骨干负责有关工作,收集了230余种通信教材和参考书的详细资料,调来了100余种原版教材样书,依靠由20余位专家组成的出版委员会,从中精选了40多种,内容丰富,覆盖了电路理论与应用、信号与系统、数字信号处理、微电子、通信系统、电磁场与微波等方面,既可作为通信专业本科生和研究生的教学用书,也可作为有关专业人员的参考材料。此外,这批教材,有的翻译为中文,还有部分教材直接影印出版,以供教师用英语直接授课。希望这些教材的引进和出版对高校通信教学和教材改革能起一定作用。

在这里,我还要感谢参加工作的各位教授、专家、老师与参加翻译、编辑和出版的同志们。各位专家认真负责、严谨细致、不辞辛劳、不怕琐碎和精益求精的态度,充分体现了中国教育工作者和出版工作者的良好美德。

随着我国经济建设的发展和科学技术的不断进步,对高校教学工作会不断提出新的要求和希望。我想,无论如何,要做好引进国外教材的工作,一定要联系我国的实际。教材和学术专著不同,既要注意科学性、学术性,也要重视可读性,要深入浅出,便于读者自学;引进的教材要适应高校教学改革的需要,针对目前一些教材内容较为陈旧的问题,有目的地引进一些先进的和正在发展中的交叉学科的参考书;要与国内出版的教材相配套,安排好出版英文原版教材和翻译教材的比例。我们努力使这套教材能尽量满足上述要求,希望它们能放在学生们的课桌上,发挥一定的作用。

最后,预祝“国外电子与通信教材系列”项目取得成功,为我国电子与通信教学和通信产业的发展培土施肥。也恳切希望读者能对这些书籍的不足之处、特别是翻译中存在的问题,提出意见和建议,以便再版时更正。

吴佑寿

中国工程院院士、清华大学教授

“国外电子与通信教材系列”出版委员会主任

## 出版说明

进入21世纪以来,我国信息产业在生产和科研方面都大大加快了发展速度,并已成为国民经济发展的支柱产业之一。但是,与世界上其他信息产业发达的国家相比,我国在技术开发、教育培训等方面都还存在着较大的差距。特别是在加入WTO后的今天,我国信息产业面临着国外竞争对手的严峻挑战。

作为我国信息产业的专业科技出版社,我们始终关注着全球电子信息技术的发展方向,始终把引进国外优秀电子与通信信息技术教材和专业书籍放在我们工作的重要位置上。在2000年至2001年间,我社先后从世界著名出版公司引进出版了40余种教材,形成了一套“国外计算机科学教材系列”,在全国高校以及科研部门中受到了欢迎和好评,得到了计算机领域的广大教师与科研工作者的充分肯定。

引进和出版一些国外优秀电子与通信教材,尤其是有选择地引进一批英文原版教材,将有助于我国信息产业培养具有国际竞争能力的技术人才,也将有助于我国国内在电子与通信教学工作中掌握和跟踪国际发展水平。根据国内信息产业的现状、教育部《关于“十五”期间普通高等教育教材建设与改革的意见》的指示精神以及高等院校老师们反映的各种意见,我们决定引进“国外电子与通信教材系列”,并随后开展了大量准备工作。此次引进的国外电子与通信教材均来自国际著名出版商,其中影印教材约占一半。教材内容涉及的学科方向包括电路理论与应用、信号与系统、数字信号处理、微电子、通信系统、电磁场与微波等,其中既有本科专业课程教材,也有研究生课程教材,以适应不同院系、不同专业、不同层次的师生对教材的需求,广大师生可自由选择 and 自由组合使用。我们还将与国外出版商一起,陆续推出一些教材的教学支持资料,为授课教师提供帮助。

此外,“国外电子与通信教材系列”的引进和出版工作得到了教育部高等教育司的大力支持和帮助,其中的部分引进教材已通过“教育部高等学校电子信息科学与工程类专业教学指导委员会”的审核,并得到教育部高等教育司的批准,纳入了“教育部高等教育司推荐——国外优秀信息科学与技术系列教学用书”。

为做好该系列教材的翻译工作,我们聘请了清华大学、北京大学、北京邮电大学、南京邮电大学、东南大学、西安交通大学、天津大学、西安电子科技大学、电子科技大学、中山大学、哈尔滨工业大学、西南交通大学等著名高校的教授和骨干教师参与教材的翻译和审校工作。许多教授在国内电子与通信专业领域享有较高的声望,具有丰富的教学经验,他们的渊博学识从根本上保证了教材的翻译质量和专业学术方面的严格与准确。我们在此对他们的辛勤工作与贡献表示衷心的感谢。此外,对于编辑的选择,我们达到了专业对口;对于从英文原书中发现的错误,我们通过与作者联络、从网上下载勘误表等方式,逐一进行了修订;同时,我们对审校、排版、印制质量进行了严格把关。

今后,我们将进一步加强同各高校教师的密切关系,努力引进更多的国外优秀教材和教学参考书,为我国电子与通信教材达到世界先进水平而努力。由于我们对国内外电子与通信教育的发展仍存在一些认识上的不足,在选题、翻译、出版等方面的工作中还有许多需要改进的地方,恳请广大师生和读者提出批评及建议。

电子工业出版社

# 教材出版委员会

主 任	吴佑寿	中国工程院院士、清华大学教授
副主任	林金桐	北京邮电大学校长、教授、博士生导师
	杨千里	总参通信部副部长, 中国电子学会会士、副理事长 中国通信学会常务理事、博士生导师
委 员	林孝康	清华大学教授、博士生导师、电子工程系副主任、通信与微波研究所所长 教育部电子信息科学与工程类专业教学指导分委员会委员 清华大学深圳研究生院副院长
	徐安士	北京大学教授、博士生导师、电子学系主任
	樊昌信	西安电子科技大学教授、博士生导师 中国通信学会理事、IEEE 会士
	程时昕	东南大学教授、博士生导师
	郁道银	天津大学副校长、教授、博士生导师 教育部电子信息科学与工程类专业教学指导分委员会委员
	阮秋琦	北京交通大学教授、博士生导师 计算机与信息技术学院院长、信息科学研究所所长 国务院学位委员会学科评议组成员
	张晓林	北京航空航天大学教授、博士生导师、电子信息工程学院院长 教育部电子信息科学与电气信息类基础课程教学指导分委员会副主任委员 中国电子学会常务理事
	郑宝玉	南京邮电大学副校长、教授、博士生导师 教育部电子信息科学与工程类专业教学指导分委员会副主任委员
	朱世华	西安交通大学副校长、教授、博士生导师 教育部电子信息科学与工程类专业教学指导分委员会副主任委员
	彭启琮	电子科技大学教授、博士生导师
	毛军发	上海交通大学教授、博士生导师、电子信息与电气工程学院副院长 教育部电子信息与电气学科教学指导委员会委员
	赵尔沅	北京邮电大学教授、《中国邮电高校学报(英文版)》编委会主任
	钟允若	原邮电科学研究院副院长、总工程师
	刘 彩	中国通信学会副理事长兼秘书长, 教授级高工 信息产业部通信科技委副主任
	杜振民	电子工业出版社原副社长
	王志功	东南大学教授、博士生导师、射频与光电集成电路研究所所长 教育部高等学校电子电气基础课程教学指导分委员会主任委员
	张中兆	哈尔滨工业大学教授、博士生导师、电子与信息技术研究院院长
	范平志	西南交通大学教授、博士生导师、信息科学与技术学院院长

## 再 版 序

James W. Nilsson 和 Susan A. Riedel 所著的 *Introductory Circuits for Electrical and Computer Engineering* 和 *Electric Circuits*<sup>①</sup> 是电子系统与电路分析入门课程的优秀教材, 曾被 *IEEE Spectrum* 杂志称为“电路领域的经典之作”, 也是多年来欧美电路课程采用最广泛的教材。

应双语教学和英语教学的需求, 并针对国内专业基础课简学时和突出重点的教育改革趋势, 本教材对 *Introductory Circuits for Electrical and Computer Engineering* 进行了改编, 出版后首先作为北京邮电大学国际学院“电子系统基础”的双语教学教材<sup>②</sup>, 并获得了国家第一批“双语教学示范课程”建设项目的立项支持, 对推进教学改革和提高双语教学质量起到了积极作用。

改编教材于2007年出版后, 至今已被多所兄弟院校选用。选用本书的同行及学生、读者给出了不少有益反馈, 指出了书中的疏漏之处, 使其得以在每次重印时更正。承蒙读者厚爱, 电子工业出版社决定将本教材再版, 借此机会我们对改编内容的一些细节进行了整理, 再次奉献给广大读者。

于此, 衷心感谢为本教材提出宝贵意见的高校同行、同学和读者! 北京邮电大学蒯志清教授、桑林教授和应亚舒教授对本教材提出了指导性的建议, 教学组王宏祥、张明伦、梁栋、赵慧、左勇和张锦南几位同仁对本教材的完善进行了多次讨论, 电子工业出版社马岚编辑多次为本书提出了建设性意见, 特致殷切谢意!

张民

2012年8月

信息光子学与光通信国家重点实验室  
北京邮电大学

① *Electric Circuits, Ninth Edition* 的翻译版和英文影印版已由电子工业出版社出版。

② 登录华信教育资源网( [www.hxedu.com.cn](http://www.hxedu.com.cn) )可下载北京邮电大学国际学院授课PPT文件。采用本书作为教材的教师, 可联系 [te\\_service@phei.com.cn](mailto:te_service@phei.com.cn) 获得本书配套教辅资料(电话 010-88254555)。

## Preface

“Introductory Circuits for Electrical and Computer Engineering” is a one-semester version of the most widely used introductory circuits text of the past 15 years. Importantly, the underlying teaching approaches and philosophies remain unchanged. The goals are:

- *To build an understanding of concepts and ideas explicitly in terms of previous learning.* The learning challenges faced by students of engineering circuit analysis are prodigious; each new concept is built on a foundation of many other concepts. In this textbook, much attention is paid to helping students recognize how new concepts and ideas fit together with those previously learned.
- *To emphasize the relationship between conceptual understanding and problem-solving approaches.* Developing the students’ problem-solving skills continues to be the central challenge in this course. To address this challenge, examples and simple drill exercises are used to demonstrate problem solving approaches and to offer students practice opportunities. We do so not with the primary aim of giving students procedural models for solving problems; rather, we emphasize problem solving as a thought process in which one applies conceptual understanding to the solution of a practical problem. As such, in both the textual development and in the worked-out examples, we place great emphasis on a problem solving process based on concepts rather than the use of rote procedures. Students are encouraged to think through problems before attacking them, and we often pause to consider the broader implications of a specific problem-solving situation.
- *To provide students with a strong foundation of engineering practices.* There are limited opportunities in a sophomore year circuit analysis course to introduce students to real world engineering experiences. We continue to emphasize the opportunities that do exist by making a strong effort to develop problems and exercises that use realistic values and represent realizable physical situations. We have included many application-type problems and exercises to help stimulate students’ interest in engineering. Many of these problems require the kind of insight an engineer is expected to display when solving problems.

## WHAT’S NEW IN THIS TEXTBOOK

This textbook is a new condensation of *Electric Circuits*, 7E and *Introductory Circuits for Electrical and Computer Engineering*. It has been accomplished by showing how the basic techniques of circuit analysis are used to analyze circuits of particular interest in the world of digital computation. Hence, after introducing circuit variables and basic circuit elements in Chapter 1 some circuit simplification techniques are introduced in Chapter 2 that are then used to facilitate the analysis of a digital-to-analog resistive ladder circuit.



The digital-to-analog resistive ladder is the first of a series of Practical Perspectives that supports the orientation of the textbook toward digital systems. The others are:

<i>Chapter 3</i>	Techniques of Circuit Analysis
<i>Practical Perspective</i>	Circuits with Realistic Resistors
<i>Chapter 4</i>	The Operational Amplifier
<i>Practical Perspective</i>	The Flash Converter
<i>Chapter 5</i>	The Natural and Step Response of $RL$ and $RC$ Circuits
<i>Practical Perspective</i>	Dual Slope Analog-to-Digital Converter
<i>Chapter 6</i>	Natural and Step Response of $RLC$ Circuits
<i>Practical Perspective</i>	Parasitic Inductance
<i>Chapter 7</i>	Sinusoidal Steady-State Analysis
<i>Practical Perspective</i>	Household Distribution Circuit
<i>Chapter 8</i>	Balanced Three-Phase Circuits
<i>Practical Perspective</i>	Transmission and Distribution of Electric Power
<i>Chapter 9</i>	Introduction to Frequency Selective Circuits
<i>Practical Perspective</i>	Pushbutton Telephone Circuits


Additionally, the contents on Laplace Transform in aforementioned two old versions are not selected to construct this new version after long deliberation, since these contents are usually included in textbooks of *Signals and Systems*. Thus they lack of direct and close relation with the chapters in this new version.

## Integration of Computer Tools

Computer tools cannot replace the traditional methods for mastering the study of electric circuits. They can, however, assist students in the learning process by providing a visual representation of a circuit's behavior, validating a calculated solution, reducing the computational burden of more complex circuits, and iterating toward a desired solution using parameter variation. This computational support is often invaluable in the design process.

This new version continues the support for two popular computer tools, PSpice and MATLAB, into the main text with the addition of icons identifying chapter problems suited for exploration with one or both of these tools. The icon  identifies those problems to investigate with PSpice, while the icon  identifies problems to investigate with MATLAB. Instructors are provided with computer files containing the PSpice or MATLAB simulation of the problems so marked.

## DESIGN EMPHASIS

We continue to support the emphasis on design of circuits in two ways. First, design oriented chapter problems have been explicitly labeled with the icon , enabling students and instructors to identify

those problems with a design focus. Second, the identification of problems specifically suited to exploration with PSpice or MATLAB suggests design opportunities using one or both of these computer tools.

## Text Design and Pedagogical Features

This new version continues the successful design introduced in *Electric Circuits, 7E* and *Introductory Circuits for Electrical and Computer Engineering*, including the following features:

- *Practical Perspective introductions* are located before the first page of Chapters 2 ~ 9.
- *Practical Perspective examples* at the end of these eight chapters are set apart in an easy-to-identify separate section.
- *Practical Perspective problems* in the Chapter Problem sets are indicated with an icon ♦ for easy reference.
- *Key terms* are set in boldface when they are first defined. They also appear in boldface in the chapter summaries. This makes it easier for students to find the definitions of important terms.
- *Design problems* in the Chapter Problem sets are indicated with an icon ♦ for easy reference.
- *PSpice problems* in the Chapter Problem sets are indicated with an icon **P** for easy reference.
- *MATLAB problems* in the Chapter Problem sets are indicated with an icon **M** for easy reference.

## EXAMPLES, DRILL EXERCISES, AND HOMEWORK PROBLEMS

### Solved Numerical Examples

Solved numerical examples are used extensively throughout the text to help students understand how theory is applied to circuit analysis. Because many students value worked examples more than any other aspect of the text, these examples represent an important opportunity to influence the development of student's problem-solving behavior. The nature and format of the examples in this version are a reflection of the overall teaching approach of the text. When presenting a solution, we place great emphasis on the importance of problem solving as a thought process that applies underlying concepts, as we discussed earlier. By emphasizing this idea — even in the solution of simple problems — we hope to communicate that this approach to problem solving can help students handle the more complex problems they will encounter later on. Some characteristics of the examples include:

- encouraging the student to study the problem or the circuit and to make initial observations before diving into a solution pathway;
- emphasizing the individual stages of the solution as part of solving the problem systematically, without suggesting that there are rote procedures for problem solving;
- exploring decision making, that is, the idea that we are often faced with choosing among many different solution approaches; and
- suggesting that students challenge their results by emphasizing the importance of checking and testing answers based on their knowledge of circuit theory and the real world.

## Drill Exercises

Drill exercises are included in the text to give students an opportunity to test their understanding of the material they have just read. The drill exercises are presented in a double-column format as a way of signaling to students that they should stop and solve the exercises before proceeding to the next section.

## Homework Problems

The homework problems are one of the book's most attractive features. The problems are designed around the following objectives (in parentheses are the corresponding problem categories identified in the *Instructor's Manual* and an illustrative problem number):

- To give students practice in using the analytical techniques developed in the text (Practice; see Problem 3.7)
- To show students that analytical techniques are tools, not objectives (Analytical Tool; see Problem 3.2)
- To give students practice in choosing the analytical method to be used in obtaining a solution (Open Method; see Problem 3.48)
- To show students how the results from one solution can be used to find other information about a circuit's operation (Additional Information; see Problem 3.65)
- To encourage students to challenge the solution either by using an alternate method or by testing the solution to see if it makes sense in terms of known circuit behavior (Solution Check; see Problem 5.12)
- To introduce students to design oriented problems (Design; see Problem 4.30)
- To give students practice in deriving and manipulating equations where quantities of interest are expressed as functions of circuit variables such as  $R$ ,  $L$ ,  $C$ ,  $\omega$ , and so forth; this type of problem also supports the design process (Derivation; see Problem 7.27)

## PREREQUISITES

We have assumed that the reader has taken a course in elementary differential and integral calculus. We have also assumed that the reader has had an introductory physics course, at either the high school or university level, that introduces the concepts of energy, power, electric charge, electric current, electric potential, and electromagnetic fields.

## SUPPLEMENTS

Students and professors are constantly challenged in terms of time and energy by the confines of the classroom and the importance of integrating new information and technologies into an electric circuit course. Through the following supplements, we believe we have succeeded in making some of these challenges more manageable.

## PSpice for Fundamental of Electronic Circuits Analysis

This supplement is published as a separate booklet to facilitate its use at a computer. This supplement presents topics in PSpice in the same order as those presented in the text, and expressly supports the use of OrCad PSpice Release 9.2.

### Student Workbook

This new supplement is provided for those students who might benefit from some additional “coaching” in their problem solving skills. Each solution technique is presented as a recipe, or a series of solution steps, and illustrated for several example problems. Then problems are presented for the students to solve, and each step in the solution is prompted individually. Finally, students are directed to additional Chapter Problems from the text to which the technique may be applied. The workbook is available as a PDF document on the companion web site so students can print and use whatever sections of the workbook they need.

### Instructor's Manual

The Instructor's Manual enables professors to orient themselves quickly to this text and the supplement package. This supplement can be found on the book's web site

*<http://www.prenhall.com/nilsson>.*

For easy reference, the following information is organized for each chapter:

- a chapter overview
- problem categorizations
- problem references by chapter section
- a list of examples

### Solutions Manual

The solutions manual is available on CD, it contains solutions with supporting figures to most of the problems. These solutions are presented on the CD in both PDF and LaTeX™ format. This supplement is available free to all adopting faculty, it is not available to students. Files for the PSpice solutions and MATLAB solutions for all indicated problems are included on the CD.

### Companion Web Site

The companion web site to accompany the text is located at <http://www.prenhall.com/nilsson>. The following materials are available on the web site:

- Power Point slides and key figures from the text
- student workbook
- instructor's manual
- Syllabus Manager™
- sample chapters
- dynamic message board

## Acknowledgments

We continue to express our appreciation for the contributions of Norman Wittels of Worcester Polytechnic Institute. His contributions to the Practical Perspectives greatly enhanced both this edition and the previous one.

There were many hard-working people behind the scenes of our publisher who deserve our thanks and gratitude for their efforts on behalf of this book. We thank Tom Robbins, Irwin Zucker, Jody McDonnell, and Alice Dworkin for all their hard work.

We are deeply indebted to the many instructors and students who have offered positive feedback, suggestions for improvement. Gary E. Ford and James McNames have been very helpful in shaping the contents of this book. We are especially thankful to Ken Kruempel who spent considerable time and effort proofreading and verifying the accuracy of content in the text and the solutions manual.

# Contents

<b>Chapter 1</b>	<b>Circuit Variables and Circuit Elements</b>	<b>1</b>
1.1	Circuit Analysis: an Overview	1
1.2	Voltage, Current, and the Basic Circuit Elements	3
1.3	The Ideal Basic Circuit Element	4
1.4	Power and Energy	6
1.5	Voltage and Current Sources	8
1.6	Electrical Resistance (OHM's Law)	12
1.7	Kirchhoff's Laws	16
1.8	Analysis of a Circuit Containing Dependent Sources	23
<b>Chapter 2</b>	<b>Some Circuit Simplification Techniques</b>	<b>37</b>
2.1	Source Transformations	37
2.2	Superposition	41
2.3	Delta-to-Wye Transformations	47
<b>Chapter 3</b>	<b>Techniques of Circuit Analysis</b>	<b>55</b>
3.1	Terminology	55
3.2	Introduction to the Node-Voltage Method	60
3.3	The Node-Voltage Method and Dependent Sources	63
3.4	The Node-Voltage Method: Some Special Cases	65
3.5	Introduction to the Mesh-Current Method	68
3.6	The Mesh-Current Method and Dependent Sources	72
3.7	The Mesh-Current Method: Some Special Cases	73
3.8	The Node-Voltage Method Versus the Mesh-Current Method	75
3.9	Thévenin and Norton Equivalents	80
3.10	More on Deriving a Thévenin Equivalent	85
3.11	Maximum Power Transfer	88
<b>Chapter 4</b>	<b>The Operational Amplifier</b>	<b>110</b>
4.1	Operational Amplifier Terminals	110
4.2	Terminal Voltages and Currents	112
4.3	The Inverting-Amplifier Circuit	117

4.4	The Summing-Amplifier Circuit .....	118
4.5	The Noninverting-Amplifier Circuit .....	120
4.6	The Difference-Amplifier Circuit .....	121
4.7	The Comparator .....	122
Chapter 5	The Natural and Step Response of <i>RL</i> and <i>RC</i> Circuits .....	138
5.1	The Inductor .....	139
5.2	The Capacitor .....	145
5.3	Series-Parallel Combinations of Inductance and Capacitance .....	150
5.4	Natural Response of <i>RL</i> and <i>RC</i> Circuits .....	154
5.5	Step Response of <i>RL</i> and <i>RC</i> Circuits .....	168
5.6	The Integrating Amplifier .....	182
Chapter 6	Natural and Step Responses of <i>RLC</i> Circuits .....	207
6.1	Introduction to the Natural Response of a Parallel <i>RLC</i> Circuit .....	208
6.2	The Forms of the Natural Response of a Parallel <i>RLC</i> Circuit .....	213
6.3	The Step Response of a Parallel <i>RLC</i> Circuit .....	224
6.4	The Natural and Step Response of a Series <i>RLC</i> Circuit .....	231
Chapter 7	Sinusoidal Steady-State Analysis .....	247
7.1	The Sinusoidal Source .....	247
7.2	The Sinusoidal Response .....	252
7.3	The Phasor .....	254
7.4	The Passive Circuit Elements in the Frequency Domain .....	258
7.5	Kirchhoff's Laws in the Frequency Domain .....	263
7.6	Circuit Simplifications .....	264
7.7	The Node-Voltage Method .....	275
7.8	The Mesh-Current Method .....	276
7.9	Instantaneous, Average, and Reactive Power .....	278
7.10	The rms Value and Power Calculations .....	285
7.11	Complex Power and Power Calculations .....	287
Chapter 8	Balanced Three-Phase Circuits .....	308
8.1	Balanced Three-Phase Voltages .....	309
8.2	Three-Phase Voltage Sources .....	310
8.3	Analysis of the Wye-Wye Circuit .....	312
8.4	Analysis of the Wye-Delta Circuit .....	319

8.5 Power Calculations in Balanced Three-Phase Circuits .....	327
8.6 Measuring Average Power in Three-Phase Circuits .....	334
<b>Chapter 9 Introduction to Frequency Selective Circuits .....</b>	<b>353</b>
9.1 Some Preliminaries .....	354
9.2 Low-Pass Filters .....	356
9.3 High-Pass Filters .....	364
9.4 Bandpass Filters .....	370
9.5 Bandreject Filters .....	383

Electrical and computer engineering are exciting and challenging professions. As a professional engineer, you are involved in developing and applying science and technology to solve the problems of society. You are also responsible for the design of electrical and electronic systems that will improve the quality of life. This book is intended to provide you with the knowledge and skills necessary to design and analyze electrical and electronic systems. The book is divided into two main parts. The first part, Chapters 1 through 4, covers the fundamentals of electrical and electronic engineering. The second part, Chapters 5 through 9, covers the design of electrical and electronic systems. The book is written for students of electrical and electronic engineering, and for engineers and technicians who are interested in the design of electrical and electronic systems.

The book is written for students of electrical and electronic engineering, and for engineers and technicians who are interested in the design of electrical and electronic systems. The book is divided into two main parts. The first part, Chapters 1 through 4, covers the fundamentals of electrical and electronic engineering. The second part, Chapters 5 through 9, covers the design of electrical and electronic systems. The book is written for students of electrical and electronic engineering, and for engineers and technicians who are interested in the design of electrical and electronic systems.

## 1.1 Circuit Analysis: an Overview

Before going into detail in the study of circuit analysis, it is useful to discuss the role of circuit analysis in the design of electrical and electronic systems. The design of electrical and electronic systems is a complex task that involves the application of scientific principles and engineering judgment. Circuit analysis is a fundamental tool in the design of electrical and electronic systems. It is used to determine the behavior of electrical and electronic circuits under various conditions. This chapter provides an overview of circuit analysis and its role in the design of electrical and electronic systems.

All engineering design begins with a need or a goal. In Fig. 1.1, the need is to design a circuit that will perform a specific function. The design process involves the application of scientific principles and engineering judgment to develop a circuit that will meet the requirements of the need. The design process is iterative, and it may involve several cycles of design and analysis. The final design is a circuit that meets the requirements of the need. This chapter provides an overview of the design process and its role in the design of electrical and electronic systems.

A concept for the design comes next. The concept derives from a complete understanding of the design specifications and the available technology. The concept is a preliminary design that provides a rough outline of the circuit. The concept is then refined through the design process. The design process involves the application of scientific principles and engineering judgment to develop a circuit that will meet the requirements of the need. The final design is a circuit that meets the requirements of the need.



# Chapter 1

## Circuit Variables and Circuit Elements

Electrical and computer engineering are exciting and challenging professions for anyone who has a genuine interest in, and aptitude for, applied science and mathematics. Over the past century and a half, electrical and computer engineers have played a dominant role in the development of systems that have changed the way people live and work. Satellite communication links, telephones, digital computers, televisions, diagnostic and surgical medical equipment, assembly-line robots, and electrical power tools are representative components of systems that define a modern technological society. As an electrical or computer engineer, you can participate in this ongoing technological revolution by improving and refining these existing systems and by discovering and developing new systems to meet the needs of our ever-changing society.

We begin our study with an overview of circuit analysis. This is followed by an introduction to the concepts of voltage, current, the basic circuit elements, power, and energy. Next we introduce both independent and dependent voltage and current sources. We conclude this introductory chapter with a discussion of electrical resistance, Ohm's law, and Kirchhoff's laws.

### 1.1 Circuit Analysis: an Overview

Before becoming involved in the details of circuit analysis, we need to take a broad look at engineering design, specifically the design of electric circuits. The purpose of this overview is to provide you with a perspective on where circuit analysis fits within the whole of circuit design. Even though this book focuses on circuit analysis, we try to provide opportunities for circuit design where appropriate.

All engineering designs begin with a need, as shown in Fig. 1.1. This need may come from the desire to improve on an existing design, or it may be something brand-new. A careful assessment of the need results in design specifications, which are measurable characteristics of a proposed design. Once a design is proposed, the design specifications allow us to assess whether or not the design actually meets the need.

A concept for the design comes next. The concept derives from a complete understanding of the design specifications coupled with an insight into the need, which comes from education and experience. The concept may be realized as a sketch, as a written description, or in some other form. Often the next