

# 什密特 钢琴五指练习曲

作品 16



安徽文艺出版社

# 什密特 钢琴五指练习曲

作品 16

安徽文艺出版社

## 什密特钢琴五指练习曲

---

责任编辑:蔡正菁

出版:安徽文艺出版社(合肥市金寨路381号)

邮政编码:230063

发行:安徽文艺出版社发行科

印刷:安徽省新华印刷厂

开本:850×1168 1/16

印张:2

版次:1996年4月第1版 1996年4月第1次印刷

印数:10000

标准书号:ISBN 7-5396-1416-1/J·69

定价:5.00元

---

(本版图书凡印刷、装订错误可及时向承印厂调换)


# 目 录

手指独立不倚和动作均衡的练习.....	1
拇指从他指下移过的练习.....	15
附录.....	18

## 手指独立不倚和动作均衡的练习

什密特

每一练习要弹十几次。先分手练习,然后两手合起来练习,两手弹奏时要平稳、安静。开始时要弹得很慢,之后逐渐快加速度。每一练习要用不同的调弹奏,指法照旧。



11. 12.

Musical notation for measures 11 and 12. Measure 11 shows a treble clef with a sequence of eighth notes and a bass clef with a sequence of eighth notes. Measure 12 continues the sequence with a treble clef and a bass clef.

13. 14.

Musical notation for measures 13 and 14. Measure 13 shows a treble clef with a sequence of eighth notes and a bass clef with a sequence of eighth notes. Measure 14 continues the sequence with a treble clef and a bass clef.

15. 16.

Musical notation for measures 15 and 16. Measure 15 shows a treble clef with a sequence of eighth notes and a bass clef with a sequence of eighth notes. Measure 16 continues the sequence with a treble clef and a bass clef.

17.

Musical notation for measure 17. The treble clef contains a sequence of eighth notes, and the bass clef contains a sequence of eighth notes.

18.

Musical notation for measure 18. The treble clef contains a sequence of eighth notes, and the bass clef contains a sequence of eighth notes. The measure ends with a double bar line and a 3/4 time signature.

19.

Musical notation for measure 19. The treble clef contains a sequence of eighth notes, and the bass clef contains a sequence of eighth notes. The measure ends with a double bar line and a 3/4 time signature.

20. 21.

Musical notation for measures 20 and 21. Measure 20 shows a treble clef with a sequence of eighth notes and a bass clef with a sequence of eighth notes. Measure 21 continues the sequence with a treble clef and a bass clef.

22. 23.

24.

25.

26.

27. 28.

29. 30.

31. 32.

33. 34. 35.

Musical notation for measures 33, 34, and 35. Each measure is divided into two systems, each with a treble and bass staff. The music consists of continuous eighth-note patterns in both hands.

36. 37. 38.

Musical notation for measures 36, 37, and 38. Each measure is divided into two systems, each with a treble and bass staff. The music consists of continuous eighth-note patterns in both hands.

39. 40. 41.

Musical notation for measures 39, 40, and 41. Each measure is divided into two systems, each with a treble and bass staff. The music consists of continuous eighth-note patterns in both hands.

42. 43. 44.

Musical notation for measures 42, 43, and 44. Each measure is divided into two systems, each with a treble and bass staff. The music consists of continuous eighth-note patterns in both hands.

45. 46. 47.

Musical notation for measures 45, 46, and 47. Each measure is divided into two systems, each with a treble and bass staff. The music consists of continuous eighth-note patterns in both hands.

48. 49. 50.

Musical notation for measures 48, 49, and 50. Each measure is divided into two systems, each with a treble and bass staff. The music consists of continuous eighth-note patterns in both hands.



51. 52. 53.

Musical notation for measures 51, 52, and 53. Each measure is shown on a grand staff with a treble and bass clef. The music consists of eighth-note patterns in the right hand and a steady eighth-note accompaniment in the left hand.

54. 55. 56.

Musical notation for measures 54, 55, and 56. The notation continues with eighth-note patterns in the right hand and accompaniment in the left hand.

57. 58. 59.

Musical notation for measures 57, 58, and 59. The right hand features eighth-note patterns, while the left hand provides a consistent accompaniment.

60. 61. 62.

Musical notation for measures 60, 61, and 62. The musical structure remains consistent with the previous measures.

63. 64. 65.

Musical notation for measures 63, 64, and 65. The notation continues with eighth-note patterns in the right hand and accompaniment in the left hand.

66. 67. 68.

Musical notation for measures 66, 67, and 68. The right hand features eighth-note patterns, and the left hand provides a steady accompaniment.

69. 70. 71.

Musical notation for measures 69, 70, and 71. Each measure consists of a treble and bass staff with a grand staff brace on the left. The music features a steady eighth-note accompaniment in the bass and a melody in the treble.

72. 73. 74.

Musical notation for measures 72, 73, and 74. Each measure consists of a treble and bass staff with a grand staff brace on the left. The music features a steady eighth-note accompaniment in the bass and a melody in the treble.

75. 76. 77.

Musical notation for measures 75, 76, and 77. Each measure consists of a treble and bass staff with a grand staff brace on the left. The music features a steady eighth-note accompaniment in the bass and a melody in the treble.

78. 79. 80.

Musical notation for measures 78, 79, and 80. Each measure consists of a treble and bass staff with a grand staff brace on the left. The music features a steady eighth-note accompaniment in the bass and a melody in the treble.

81. 82. 83.

Musical notation for measures 81, 82, and 83. Each measure consists of a treble and bass staff with a grand staff brace on the left. The music features a steady eighth-note accompaniment in the bass and a melody in the treble.

84. 85. 86.

Musical notation for measures 84, 85, and 86. Each measure consists of a treble and bass staff with a grand staff brace on the left. The music features a steady eighth-note accompaniment in the bass and a melody in the treble.


87. 88. 89.




90. 91. 92.




93. 94. 95.



96. 97. 98.



99. 100. 101.



102. 103. 104.



105. 106. 107.

108. 109. 110.

111.\* 112. 113. 114.

115. 116. 117. 118.

119. 120. 121.

122. 123. 124.

\* 111 至 127 也可以弹断奏： 等

125. 126. 127.

This block contains three measures of music, numbered 125, 126, and 127. Each measure is written on a grand staff with a treble clef on the upper staff and a bass clef on the lower staff. The music consists of continuous eighth-note patterns in both hands, with some rests in the upper staff.

128. 129. 130.

This block contains three measures of music, numbered 128, 129, and 130. The notation continues with eighth-note patterns in both hands. Measure 130 shows a change in the bass line with some longer note values.

131. 132. 133.

This block contains three measures of music, numbered 131, 132, and 133. The eighth-note patterns continue, with measure 133 featuring a more complex rhythmic structure in the upper staff.

134. 135. 136.

This block contains three measures of music, numbered 134, 135, and 136. The music maintains its eighth-note texture, with measure 136 showing a shift in the bass line.

137. 138. 139.

This block contains three measures of music, numbered 137, 138, and 139. The notation continues with eighth-note patterns, and measure 139 shows a change in the upper staff.

140. 141. 142.

This block contains three measures of music, numbered 140, 141, and 142. The music concludes with eighth-note patterns in both hands, with measure 142 featuring a final cadence.

143. 144. 145.

146. 147. 148.

149. 150. 151.

152. 153. 154.

155. 156. 157.

158. 159. 160.\*

\* 160 至 169 也可以弹断奏:  等

161. 162. 163.

164. 165. 166.

167. 168. 169.

下列各练习须上行、下行, 扩展到键盘上的全部音域。

170.

171.

172. 173. 174.

175. 176. 177.

178. 179. 180.

181. 182. 183.

184. 185. 186.

187. 188. 189.



190. 191. 192.

190. Treble: 5 4 3 2 1 3 2 4 3; Bass: 1 5 4 3 2 1 3 2 4 3

191. Treble: 5 4 3 2 1 3 4 5 4 3 2 3; Bass: 1 2 1 3 2 4 3

192. Treble: 5 3 2 3 5 4 2; Bass: 1 3 4 3 1 2 4

193. 194. 195.

193. Treble: 5 1 3 4 3 1 2 4; Bass: 5 3 2 3 5 4 2

194. Treble: 5 3 4 5 3 2 4; Bass: 1 5 3 2 1 3 4 2

195. Treble: 5 3 4 5 3 2 4; Bass: 5 3 2 1 3 4 2

196. 197. 198.

196. Treble: 3 4 2 5 3 2 4; Bass: 3 5 2 4 1 3 4 2

197. Treble: 3 5 4 1 3 4 2; Bass: 3 4 2 5 3 4 2

198. Treble: 3 5 4 3 2 4; Bass: 3 1 2 3 5 4 2

199. 200. 201.

199. Treble: 5 3 4 2 3 5 3 1 2; Bass: 1 3 2 4 3 1 3 5

200. Treble: 1 3 4 2 5 3 2 4; Bass: 5 3 2 4 1 3 4 2

201. Treble: 5 3 2 4 1 3 4 2; Bass: 1 3 4 5 3 2 4

202. 203. 204.

202. Treble: 5 3 2 4 3 4 2; Bass: 1 3 4 2 5 3 2 4

203. Treble: 1 3 4 2 5 3 4 2; Bass: 5 3 2 4 3 2 4

204. Treble: 1 2 3 4; Bass: 5 4

205.

205. Treble: 5 4 1 2; Bass: 1 2 5 4