

國民中學
英語教師手冊
第三冊

國立編譯館主編



中華民國七十六年八月（正式本初版）

定價：（由教育部核定後公告）

中華民國七十九年八月（改編本初版）

國民中學 英語教師手冊 第三冊

主編者／國立編譯館

編審者／國立編譯館國民中學英語科教科用書編審委員會

主任委員／張芳杰

委員／白非力 朱美珍 李育奇 李振清

沈寵侯 吳明珠 林哲次 侯健

陳永昭 陳昭君 陳進成 黃自來

湯廷池 黃燦遂 張文敏 張逢源

齊邦媛 韓慶揚

編輯小組／白非力 李振清 吳明珠 林哲次

陳永昭 黃燦遂 韓慶揚

總訂正／張芳杰

出版者／國立編譯館

地址：臺北市大安區 10770 舟山路二四七號

電話：3626171 傳真：3629256

印行者／九十一家書局（名稱詳見背面）

經銷者／臺灣書店

辦公地址：臺北市中正區 10023 忠孝東路一段一七二號

電話：3922861 3922867

門市：臺北市中正區 10023 忠孝東路一段一七二號

電話：3928843 郵撥帳號：00078215

印刷者／封面：宏章印刷公司
內文：

編輯大意

- 一、本手冊係遵照民國七十四年四月教育部修訂公布之國民中學英語科課程標準，並配合七十九學年度改編之國民中學英語教科書第三冊編寫而成，供教師使用。
- 二、本手冊共分四冊，供教師在第一及第二學年使用。每冊提供一學期之教學活動。
- 三、除第一冊第一課為三週之教材外，其餘各課皆為一週之教材。
- 四、本手冊所設計之活動，以一般學生為對象。學習能力較佳之學生，可給予額外較具創造性之練習活動，但不宜補充課外之單字、片語及句型；學習能力較不理想之學生，可給予較多之基本練習活動。
- 五、本手冊每一課皆以四小時授完為原則，教師可視實際情況，彈性的分配和調整。
- 六、教科書上所介紹之單詞、片語及句型，均為最基本且常用者，教學時應盡量少講解，而將大部分教學時間給學生做練習活動，才能達到國民中學英語課程標準所訂之教學目標。

國民中學英語教師手冊 第三冊

目 次

第一課	1
第二課	13
第三課	24
第四課	36
第五課	46
第六課	56
第七課	67
第八課	75
第九課	85
第十課	93
第十一課	103
第十二課	114

第一課

一、本課教學目標：

1. 會應用 my, your, his, her, our, their 等表示所有的代名詞。
2. 會應用上學和上班的基本用語。

二、教法提示：

1. 本課所介紹的文法觀念，大都已教過，不需做任何文法方面的分析。
2. 本課課文內容和句子結構都很簡單，可以口說方式介紹。

三、教學過程：

第一小時	1.1 (A) Reading
第二小時	1.1 (B) Questions 1.2 Dialogue
第三小時	1.3 Sentence Patterns 1.4 Oral Practice
第四小時	1.5 Application 1.6 Pronunciation

第一小時

1.1(A) Reading

The Lin Family

There are four people in the Lin family.

Mr. Lin works in a factory. He is a factory worker. He goes to work by motorcycle.

His wife is a nurse. She works in a hospital. She goes to work by bus. Mrs. Lin and her husband never walk to work.

Mr. and Mrs. Lin have a son and a daughter. Their son is a junior high school student. His name is David. He goes to school by bicycle. Their daughter is a senior high school student. Her name is May. She walks to school.

Lin 林 (姓)
factory 工廠
worker 工人；員工
go to work 上班；去工作 (地方)
motorcycle 摩托車
wife 妻子
nurse 護士
hospital 醫院
husband 丈夫
never 從不
son 兒子
daughter 女兒
their 他們的
David (男子名)
bicycle 腳踏車；自行車
senior high school 高級中學
May (女子名)

A. 教學目標：

1. 了解 my, your, his, her, their 等代名詞在文章裡的用法。
2. 會用 factory, worker, factory worker, go to work 等生詞和片語。

B. 教學提示：

1. factory worker 是複合名詞，應把 factory 重讀。複數則為 factory workers。
2. never 與第二冊介紹的 sometimes 和 usually 同為頻率副詞，在本冊第三課將就頻率副詞做比較完整的說明，本課不宜做課外的補充。

C. 教學活動：

1. 介紹課文和生詞：

T: (指著第一張圖) Look at the picture. This is Mr. Lin. Repeat after me.

“Mr. Lin”

S: Mr. Lin

T: Mr. Lin works in a factory. “factory”

S: factory

T: f-a-c-t-o-r-y factory

S: (Repeat)

T: Mr. Lin works in a factory.

S: (Repeat)

T: He is a factory worker. “factory worker”

S: (Repeat)

T: He is a factory worker.

S: (Repeat)

T: He goes to work by motorcycle. “motorcycle”

S: motorcycle

T: He goes to work by motorcycle.

S: (Repeat)

(餘類推)

2. 帶讀課文。

3. 學生練習讀課文。

第二小時

1.1(B) Questions

(1) How many people are there in the Lin family?

There are four people in the Lin family.

(2) Where does Mr. Lin work?

He works in a factory.

(3) How does he go to work?

He goes to work by motorcycle.

(4) Is his wife a teacher?

No, she isn't. His wife is a nurse.

(5) Where does she work?

She works in a hospital.

(6) How does she go to work?

She goes to work by bus.

(7) Is their son a junior high school student?

Yes, he is. (Their son is a junior high school student.)

(8) What is his name?

His name is David.

(9) How does he go to school?

He goes to school by bicycle.

(10) Is their daughter a junior high school student, too?

No, she isn't. (She is a senior high school student.)

(11) How does she go to school?

She walks to school.

A. 教學目標：了解課文內容，能正確地回答問題。

B. 教學活動：

1. 簡單復習課文。
2. 教師提出問題，指定學生回答。

1.2 Dialogue

Where Is Your Dog?

Helen and May are classmates. They are talking in front of May's house. It's 7:00 in the morning.

Helen: May, is that Mr. and Mrs. Wang's house?

May: Yes, it's their house.

Helen: Is that their car?

May: No, it's not their car. It's Mr. Li's car.

Helen: Are these your bicycles?

in front of 在...前面
front 前面

house 房子

car 汽車

May: Yes, they are our bicycles.
 Helen: Where is your dog?
 May: He's in back of the house.
 Helen: Why is he in back of the house?
 May: He barks at everyone in front of the house.

he's=he is
 in back of 在...後面
 back 後面
 bark (狗) 叫；吠
 everyone 每個人；大家

A. 教學目標：了解 their, your, our, May's, Mr. Wang's 等在對話裡的用法。

B. 教學提示：house 是獨棟的房子，與 apartment 不同。(apartment 在本冊第七課出現。)

C. 教學活動

1. 介紹生詞和片語：

T: (指著圖) Look at the picture. This is May's house. May and Helen are classmates. They are talking in front of the house. "in front of"

S: in front of

T: front

S: front

T: f-r-o-n-t front

S: (Repeat)

T: in front of

S: (Repeat)

T: They are talking in front of the house.

S: (Repeat)

T: Their bicycles are in front of the house.

S: (Repeat)

T: Their dog is in back of the house. "in back of"

S: in back of

T: back

S: back

T: Their dog is in back of the house.

S: (Repeat)

T: He barks at everyone in front of the house. "bark"

S: bark

T: b-a-r-k bark

S: (Repeat)

T: He barks at everyone in front of the house.

S: (Repeat)

2. 學生聽錄音帶。

3. 教師帶讀。

4. 學生練習讀。

5. 教師問問題：

T: Are Helen and May classmates?

S: Yes, they are.

T: Where are they talking?

S: They are talking in front of May's house.

T: (指著圖中的房子) Is this Mr. and Mrs. Wang house?

S: Yes, it's their house.

T: (指著車) Is this their car?

S: No, it's not their car. It's Mr. Li's car.

T: (指著腳踏車) Are these their bicycles?

S: Yes, they are their bicycles.

T: Where is their dog?

S: He's in back of the house.

T: Where does he bark at everyone?

S: He barks at everyone in front of the house.

6. 學生練習對話：一人當 Helen，另一人當 May。

第三小時

1.3 Sentence Patterns

(1)	It's	my your his her	bicycle. house. car.
		our your their	
		Mr. Li's Mr. and Mrs. Wang's	

(2)	I You We They	go to school go to work	by	bus. car. bicycle. motorcycle.
	He She	goes to school goes to work		

A. 教學目標：

1. 了解 my, your, his, her 等代名詞的用法。
2. 了解 by bus, by car, by bicycle 和 by motorcycle 的用法。

B. 教學活動：

1. 教師帶讀：

T: It's my bicycle.

S: (Repeat)

T: It's our house.

S: (Repeat)

(餘類推)

2. 學生練習讀。

3. 口譯練習：(此部分答案只供參考，其他意思相同、文法正確的句子都算對。)

T: 那是他的腳踏車。

S: It's his bicycle.

T: 那是我的房間。

S: That's my room.

(餘類推)

1.4 Oral Practice

根據提示，依例回答下列問題。

Examples: (a) Is this your bicycle? (*my*)

Yes, it is. *It's my bicycle.*

(b) Are those your pictures? (*their*)

No, they are not. *They are their pictures.*

(1) Is this his motorcycle? (*his*)

Yes, it is. *It's his motorcycle.*

(2) Is that her key? (*his*)

No, it isn't. *It's his key.*

(3) Is this their car? (*their*)

Yes, it is. *It's their car.*

(4) Is her sister a senior high school student? (*her*)

Yes, she is. *She is a senior high school student.*

(5) Is her father a factory worker? (*his*)

No, he isn't. *His father is a factory worker.*

(6) Is his wife a nurse? (*his*)

Yes, she is. *She is a nurse.*

(7) Are they your rabbits? (*our*)

Yes, they are. *They are our rabbits.*

(8) Are those your brother's books? (*my sister's*)

No, they are not. *They are my sister's books.*

(9) Are these Mary's pencils? (*Mary's*)

Yes, they are. *They are her pencils.*

(10) Is today his friend's birthday? (*his friend's*)

Yes, it is. *Today is his friend's birthday.*

A. 教學目標：會用 my, your, his, her 等代名詞。

B. 教學提示：本練習答句中 my, your, his 等代名詞應重讀。

C. 教學活動：

1. 教師問，學生答：

T: Is this his motorcycle? “his”

S: Yes, it is. It's his motorcycle.

(餘類推)

2. 學生問，學生答。

第四小時

1.5 Application

根據事實，回答下列問題。(以下答案僅供參考)

(1) Are you a junior high school student?

Yes, I am. (I'm a junior high school student.)

(2) How do you go to school every day?

I go to school by bus every day.

或 I walk to school every day.

(3) Is your father a teacher?

No, he isn't. (He isn't a teacher.)

(4) How old is he?

He is forty-five years old.

(5) How does he go to work?

He goes to work by car.

(6) Does your mother work in a hospital?

No, she doesn't. (She doesn't work in a hospital.)

(7) Are there flowers in front of your house?

Yes, there are. (There are many flowers in front of our house.)

(8) Is there a tree in back of your house?

No, there isn't. (There isn't a tree in back of our house.)

A. 教學目標：會應用本課所學的用語。

B. 教學活動：

1. 教師問，學生答：






T: Are you a junior high school student?

S: Yes, I am. I am a junior high school student.

(餘類推)

2. 學生問，學生答。

1.6 Pronunciation

		
weekend	everyone	motorcycle
trash can	living room	
classroom		
blackboard		
sometimes	high school	factory worker
birthday	high school student	
classmate	junior high school student	
	senior high school student	

A. 教學目標：會以正確的發音念上面的生詞和複合詞。

B. 教學活動：

1. 教師帶讀，並簡要說明發音要領。
2. 學生練習讀。
3. 學生聽錄音帶。

第一課 習作解答

I. There are four people in the Lin family. Mr. Lin works in a factory. He is a factory worker. He goes to work by motorcycle. His wife is a nurse. She works in a hospital. She goes to work by bus.

Mr. and Mrs. Lin have a son and a daughter. Their son is a junior high school student. He goes to school by bicycle. Their daughter is a senior high school student. She walks to school.

II. (1) His name is Tom. He is fourteen years old. He is a junior high school student. He walks to school every day.

There are three people in his family. His father is a teacher, and his mother is a nurse. They are very busy every day. They sometimes have a picnic on the weekend and have a good time. They are a happy family.

(2) Her name is Sue. She is fourteen years old. She is a junior high school student. She walks to school every day.

There are three people in her family. Her father is a teacher, and her mother is a nurse. They are very busy every day. They sometimes have a picnic on the weekend and have a good time. They are a happy family.

III. 本大題答案僅供參考：

1. There are five people in our family.
2. He is forty-five years old.
3. He goes to work by car.
4. No, I am not. I am a junior high school student.
5. I go to school by bus.
6. I go home at four-thirty every day.

IV. 1. How many people are there in your family?
2. How does your father go to work?
3. How old is she?
4. Where do they work?

5. Does he go to school by bus?
6. How does he go to school?
7. Are those your bicycles?
8. Is that your car?

第二課

一、本課教學目標：

1. 會回答以 can 為首的問句。
2. 會用以 can 為首的問句。
3. 會用 can 來表示「會」或「能夠」做…事。

二、教法提示：

1. can 的意思很多，在本課只表示能做或會做的事，其他的用法不要教。
2. can 在問句裡的位置和 do 為首的問句相同，句子其餘部分的結構也一樣。
3. cannot 通常連成一個字，與 do not 不同。

三、教學過程：

第一小時	2.1 (A) Reading
第二小時	2.1 (B) Questions 2.2 Dialogue
第三小時	2.3 Sentence Patterns 2.4 Oral Practice
第四小時	2.5 Application 2.6 Listening Practice