



国际视野高等院校英语规划系列教材

走进学术 走向国际

—— 口语教程

Approaching the Academic World

总主编 / 刘艾云


主编 / 崔戈

1



大连理工大学出版社
Dalian University of Technology Press





国际视野高等院校英语规划系列教材

走进学术 走向国际 —— 口语教程

Approaching the Academic World

总主编 / 刘艾云

主编 / 崔戈

副主编 / 曹井香 曹旭

编委 / 曹宇 李晶 刘诗思

1



大连理工大学出版社
Dalian University of Technology Press

图书在版编目(CIP)数据

走进学术 走向国际. 口语教程. 1 / 崔戈主编. —
大连: 大连理工大学出版社, 2012. 9

ISBN 978-7-5611-7339-8

I. ①走… II. ①崔… III. ①英语—口语—教材
IV. ①H31

中国版本图书馆 CIP 数据核字 (2012) 第 230547 号

大连理工大学出版社出版

地址: 大连市软件园路 80 号 邮政编码: 116023

发行: 0411-84708842 邮购: 0411-84703636 传真: 0411-84701466

E-mail: dutp@dutp.cn URL: <http://www.dutp.cn>

大连美跃彩色印刷有限公司印刷 大连理工大学出版社发行

幅面尺寸: 185mm × 260mm	印张: 8.75	字数: 190 千字
附件: 光盘 1 张		印数: 1~1000
2012 年 9 月第 1 版		2012 年 9 月第 1 次印刷

责任编辑: 庄晓红

责任校对: 孙 佳

封面设计: 王付青

ISBN 978-7-5611-7339-8

定 价: 35.00 元

随着我国经济的高速发展和高等教育的日益国际化,培养了解国际学术研究体系、具有国际视野的人才已成为新时期人才培养的一项重要内容。大学生除应具备较强的口语交际能力之外,还应对国际学术规范及研究体系有较为充分、详实的理解和把握。为此,我们组织了一批具有国外知名高校留学经历和丰富教学经验的教师编写了《走进学术 走向国际·口语教程1》一书,为学生未来出国深造,了解国外学习生活、快速融入西方文化,开展学术研究奠定基础。本教程借鉴国内外英语听说教学研究成果,在总体设计、选材布局、结构编排、练习设计等方面体现出合理、新颖、简洁、实用的特点。

《走进学术 走向国际·口语教程1》主要供英语专业及非英语专业进行英语口语强化训练的本科生使用,同时也适用于研究生和具有相当英语水平的专业人士。通过学习,学习者可以进一步了解到国外的学习与生活,为迈入学术研究的殿堂打下坚实的基础。

《走进学术 走向国际·口语教程1》共分为十六个单元,从申请入学、办理签证伊始,为学生介绍入境、租房、购物等一系列基本活动的进行,并了解如何在邮局、银行等场景办理业务,最后通过介绍如何使用图书馆、拜访导师及订立研究计划等完成学术研究生生活准备阶段的所有基本任务。

教材的总体设计与特点:

1. 力求从实际出发,为学生展示真实的国外学习和生活情境,突出教材的实用性、针对性和导向性。
2. 每单元话题经充分调研筛选而成,涉及日常对话的各个领域,练习的设计开放性和互动性很强,有利于最大限度地调动学生的参与积极性。
3. 教材融入丰富多彩的异域文化。学生在学习过程中,可以将别国文化与中国文化相联系,通过比较、思考,提高对文化差异的辨别力,增强跨文化交际能力。
4. 教材将口语训练与阅读、视听等内容紧密融合,相辅相成,在全面训练英语技能的基础上发展学生的英语交际能力。

5. 教材配有 CD 光盘, 用生动的题材、丰富的体裁、多样化的语言材料, 为学生提供生活中运用英语的真实例子, 供教师在教学过程中自由选择。

6. 教材的练习设计做到了传统和特色的统一。教材的各个单元既有传统的听说内容, 又有个性突出的练习设计, 图文并茂, 题型多样, 语言技能和知识并重, 从而使语言技能训练与相关知识的学习互相促进、共同发展。

教材的结构编排:

教材内容丰富, 每章分为三个部分, 分别为导入 (Getting Started)、聚焦 (Closing Up) 和延展 (Wrapping Up)。导入部分为学生提供本章相关话题的全景扫描; 聚焦部分则集中于这一话题的具体细节; 延展部分将话题拓展开来。

教材的练习部分大量采用图文资料, 文字输入与图片输入相结合, 通过丰富的“视觉”输入减轻学习者的认知负担, 提高学习者理解、加工、记忆等认知效率。

《走进学术 走向国际·口语教程 1》主编为崔戈, 负责教程的选材布局、统稿、审定等工作, 并编写本教程的第一、四单元。副主编曹井香编写第五、六、七、八单元。副主编曹旭编写第二、十一单元。编委曹宇编写第三、九、十三、十五单元。编委李晶编写第十二、十四单元。编委刘诗思编写第十、十六单元。

本书的出版得到大连理工大学出版社的大力协作, 编者在此深表谢意。

由于水平有限、时间仓促, 书中难免存在疏漏和不妥之处, 欢迎广大同仁和使用者予以斧正。

崔戈于大连

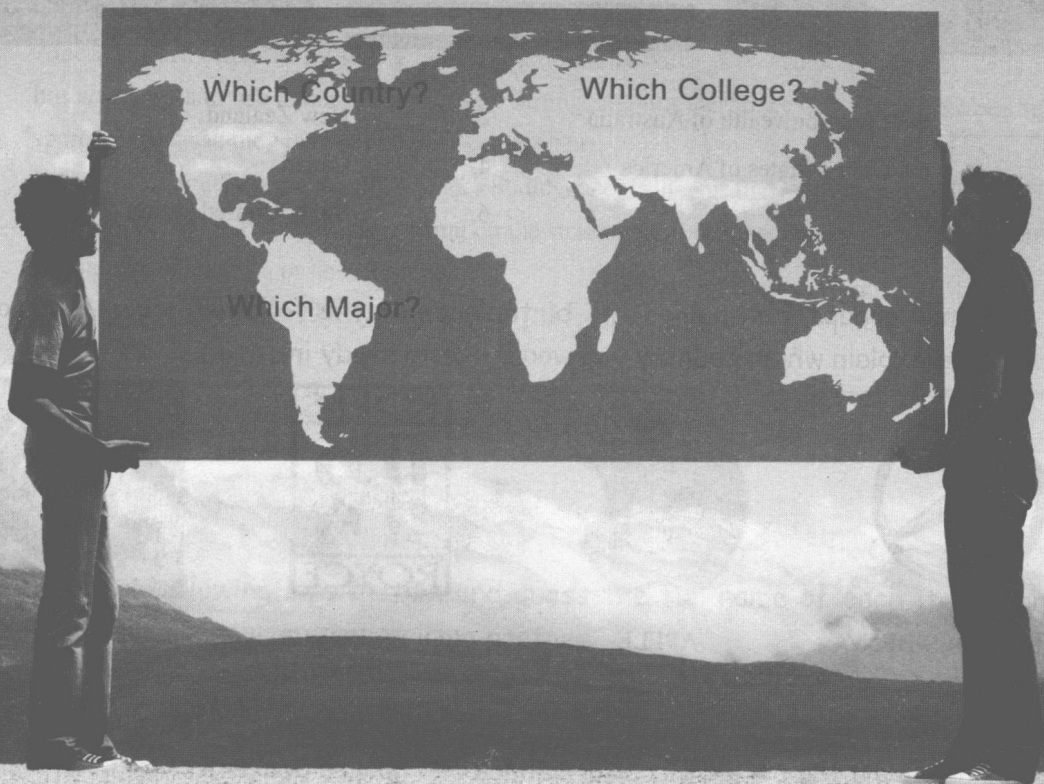
2012 年 8 月 26 日

Contents

Unit 1	Application	1
Unit 2	Visa Application	9
Unit 3	At the Airport	17
Unit 4	Housing	26
Unit 5	Shopping	33
Unit 6	Post Office	42
Unit 7	Banking	51
Unit 8	On the trip	59
Unit 9	Telephone	69
Unit 10	Weekend	77
Unit 11	Meeting Professors	85
Unit 12	Class Activity	93
Unit 13	Go to Hospital	101
Unit 14	Bargain Shopper	109
Unit 15	Make A Plan	119
Unit 16	Working	127


UNIT
1

Application




Getting Started

A. Are you familiar with these flags? Match each name of the country with the right flag.




A




B




C



D



E



F

- | | |
|--|------------------------------|
| 1. _____ the Commonwealth of Australia | 2. _____ New Zealand |
| 3. _____ the United States of America | 4. _____ Canada |
| 5. _____ U.K. | 6. _____ Swiss Confederation |


B. In small groups, distinguish the birthplaces of the following logos. Each one should explain which country you would like to study in.




MERCEDES-BENZ



APPLE



ROLLS-ROYCE



CHANEL

C. Read the following passages and discuss in pairs what typical symptoms may occur during the period of culture shock and how to deal with them.

Cultural Adjustment

Moving to a new country, a new city and a new academic environment is a significant adjustment for everyone. The adjustment process is often called culture shock. Each individual experiences culture shock differently and there is no way to know in advance how you will respond to cultural adjustment. There are, however, some shared experiences of cultural adjustment that

you should be aware of. It can be helpful to remember that the process of adjustment, the ups and the downs, is normal.

Cultural adjustment is typically described by a series of phases that begin before you leave your home country until you return home and go through the “re-entry phase”. You can go back and forth between phases and even skip some phases. The important thing is to remember that they are just phases and if you are experiencing difficulties, you will get through them and your feelings are normal.

D. Taboos in the table are provided by Yale University. Read them and share your comments on each point with your classmates.

Taboos

Social protocols are quite relaxed in the U.S., so there are very few taboos. Here are some things that are unacceptable in American culture:



- Cover your mouth when you yawn, sneeze or cough. Americans are careful not to spread germs. It is considered unsanitary not to cover one's mouth.
- Americans are offended by strong odors, and normally bathe daily (sometimes twice daily in hot weather), and use underarm deodorant. Strong smelling perfumes or colognes are applied sparingly because they may not be pleasant to others.
- Do not belch loudly in public. Flatulence should be controlled as discreetly as possible.
- Do not spit. You may see people spitting on the streets, but it is considered very rude.
- Do not pick your teeth or nose in public.
- Do not stare (gaze continuously) at someone you are talking to.
- Do not whistle at women.

Closing Up

A. Read the following information and guess the full name of each italic word. Then compare your answers with a partner.

As an INTERNATIONAL STUDENT, you need to take some TESTS in order to study in Columbia University:

❖ English Proficiency Examination

To be considered for admission to Columbia, you must be comfortable with rapid and idiomatic spoken English. If your home language is not English and if your primary language of instruction has not been English for at least five years, you are required to take an English proficiency examination. Both of the examinations listed here are given all over the world, several times a year; you must take the examination no later than December of the school year in which you are applying:

■ **TOEFL**

A minimum score of 600 (paper-based test) or 100 (new Internet-based test) is necessary for admission to Columbia. Your score must be reported directly to Columbia by the testing service, using report code 2116.

■ **IELTS**

A minimum score of 7.0 is necessary for admission to Columbia. Your score must be reported directly to Columbia Undergraduate Admission.

If you have a 650 on the Critical Reasoning or Writing section of SAT, you are exempt from taking an English proficiency examination.

❖ **SAT and ACT Testing**

Most international students submit SAT scores. If you take ACT in place of SAT, you must take ACT with writing if possible in your country. SAT Subject Tests are required of all candidates.

- | | |
|----------------|----------------|
| 1. TOEFL _____ | 2. IELTS _____ |
| 3. SAT _____ | 4. ACT _____ |

B. Guess what should be submitted by the applicants.

1. Common Application and Supplement
2. Health Report
3. Teacher Recommendations
4. Deposit Book
5. Passport
6. School Report (including Transcript and Counselor Recommendation)
7. Standardized Text Results
8. College Reports
9. Household Register
10. Application Fee or Request for Fee Waiver

- C. Read the introduction to candidates for Columbia. Then complete the sentences with your own information. There are some suggestions in the box below.

What does Columbia look for in a candidate?

We look at a variety of information to help us inform our decision on a candidate, including:

- The student's curriculum and grades—we hope to see that a student is challenging herself or himself with a rigorous course load;
- The context of a particular candidate, including family, secondary school, community, interests and access to resources;
- The quality of a student's involvement in activities beyond the classroom;
- The character and personality of a candidate, and the impact she or he will make on our diverse, fully residential campus;
- The candidate's fit for the distinctive Columbia experience, which includes the Core curriculum, a both traditionally collegiate and unmistakably urban campus life, and an Ivy League school where curious thinkers come to grow.

1. Before you start to write a college application letter, you should read up on the college in order to _____





2. In your application letter, the reason why you want to attend the college is _____

3. You are just the type of student that the college is looking for, because _____

4. You have something unique to offer, that is _____

- ☐ A list of the university's requirements for application letters;
- ☐ Things that attract you to the college;
- ☐ Academic qualifications;
- ☐ Specialties;
- ☐ Volunteer experience;
- ☐ Your special feature (compared with other candidates);
- ☐ First person;
- ☐ Proofreading.

D. How much do you know about the U.S. academic culture? Work with a partner. Follow the tips and discuss with each other.

			
U.S. Classrooms	Keys to Academic Success	Academic Honesty	Your Academic Advisor

Wrapping Up

A. 1. Listen to the song *That's My Goal* by Shayne Ward and complete it with the right form of words or phrases in the box.

<i>breathe</i>	<i>think through</i>	<i>ready</i>	<i>believe</i>
<i>forever</i>	<i>in a hurry</i>	<i>give up</i>	<i>foolish</i>

<p>You know where I come from You know my story You know why I'm standing here Tonight Please don't go Don't be (1) _____ I'm here to make it clear Make it right Well I know I've acted (2) _____ But I promise you no more I've finally found that something Worth reaching for I'm not here to say I'm sorry I'm not here to lie to you I'm here to say I'm (3) _____ That I've finally (4) _____ it _____ I'm not here to let your love go I'm not (5) _____ oh no I'm here to win your heart and soul</p>	<p>No more I'm not here to say I'm sorry I'm not here to lie to you I'm here to say I'm (3) _____ That I've finally (4) _____ it _____ I'm not here to let your love go I'm not (5) _____ oh no I'm here to win your heart and soul That's my goal Well I won't stop (7) _____ That we will be leaving together So when I say I love you I'll mean it (8) _____ and ever Ever and ever I'm not here to say I'm sorry I'm not here to say I'm sorry I'm not here to lie to you I'm here to say I'm (3) _____ That I've finally (4) _____ it _____</p>
--	--

<p>That's my goal</p> <p>Please don't go</p> <p>You know that I need you</p> <p>I can't (6)_____ without you</p> <p>Live without you</p> <p>Be without you</p> <p>Well I know I've acted (2)_____</p> <p>But I promise you no more</p>	<p>(Oh I'm ready)</p> <p>I'm not here to let your love go</p> <p>I'm not (5)_____ oh no</p> <p>I'm here to win your heart and soul</p> <p>(That's why I'm here babe)</p> <p>Yes I'm here to win your heart and soul</p> <p>That's my goal</p> <p>That's my goal</p>
--	---

2. The song describes a boy whose goal is to win his girlfriend's heart and soul back. Then what is your goal in the application.

- ⊙ Which country would you like to study in?
- ⊙ Which college would you like to apply for?
- ⊙ Which major would you like to focus on?



B. Listen to the overview introduction of Applications & Admission Process provided by Columbia. Work with a partner and see if you have got all the important elements in the application & admission process.

THE COMMON APPLICATION

For Undergraduate College Admission

C. Read the following tips given by Yale, and describe how you will build your relationships in a new academic environment.

Advices about building relationships:

- ◎ Keep an open mind and try not to be judgmental
- ◎ Be patient
- ◎ Be yourself
- ◎ Look and listen
- ◎ Look for the universal
- ◎ Beware of stereotypes
- ◎ Take initiative in meeting others
- ◎ Be persistent



UNIT
2

Visa Application



SIGNATURE OF BEARER / SIGNATURE DU TITULAIRE / FIRMA DEL TITULAR

PASSPORT
PASSEPORT
PASAPORT


UNITED STATES OF AMERICA

Getting Started


- A. A National Emblem symbolically represents a nation. National emblems may appear on many things such as the national flag, coat of arms, or other patriotic materials. Most national emblems originate in the natural world, such as animals or birds, but another object may serve. Identify the following national emblems and try to associate them with the countries below. Explain to your partner the reasons you associate the national emblem with a particular country, and share with each other the most famous thing you know about that country.



A



B



C



D



E



F


1. _____ Australia
2. _____ Switzerland
3. _____ the United States of America
4. _____ France
5. _____ Italy
6. _____ the United Kingdom

- B. The following are some frequently asked questions by those who has never had a passport and visa before. Observe the visa sample of the United States

of America, and then discuss the possible answers with your partner.

Frequently Asked Questions

- What is a visa?
- Where should I apply?
- How long before my planned travel date should I apply for a visa?
- How can I request an emergency interview appointment?
- Can my wife and I apply for visas together on the same day if I have been refused before while she has not?
- Duration of Stay: How long can I stay in the country?
- What do the word "Entries" and the letter "M" mean on the visa?
- What does the validity of a visa mean?

Visa United States of America			
	Issuing Post Name	Control Number	
	Beijing	2005308081001	
	Surname	Sex	Birth Date
	Mouse	M	18NOV1928
	Given Name	Issue Date	Expiration Date
	Mickey	07NOV2000	06MAY2001
	Passport Number	Entries	Nationality
	123456789	M	P.R.C

C. Fill up the visa form with your own personal information and then share it with your partner.

Visa			
photo	Issuing Post Name	Control Number	
	Surname	Sex	Birth Date
	Given Name	Issue Date	Expiration Date
	Passport Number	Entries	Nationality