

Guang Ya English for Beginners

# 光亚少儿英语

初级本

光亚学校 / 编



四川大学出版社

Guang Ya English for Beginners

# 光亚少儿英语



初级本

光亚学校/编


刘俊/绘

A

F

C

G



B

S

E



四川大学出版社



责任编辑:张 晶 黄新路  
责任校对:吴 昀  
封面设计:刘 俊  
责任印制:杨丽贤

### 图书在版编目(CIP)数据

光亚少儿英语. 初级本 / 光亚学校编. —成都: 四川大学出版社, 2005. 6  
ISBN 7-5614-3070-1

I. 光... II. 光... III. 英语-儿童教育-教学参考资料 IV. H31

中国版本图书馆 CIP 数据核字 (2005) 第 052456 号

### 书名 光亚少儿英语(初级本)

---

主 编 光亚学校  
出 版 四川大学出版社  
地 址 成都市一环路南一段 24 号 (610065)  
发 行 四川大学出版社  
印 刷 四川大学印刷厂  
成品尺寸 190 mm×210 mm  
印 张 2.25  
字 数 68 千字  
版 次 2005 年 6 月第 1 版  
印 次 2005 年 6 月第 1 次印刷  
印 数 0 001~5 000 册  
定 价 19.50 元

◆ 读者邮购本书,请与本社发行科联系。电话:85408408/85401670/85408023 邮政编码:610065

◆ 本社图书如有印装质量问题,请寄回出版社调换。

◆ 网址:www.scupress.com.cn

---

版权所有◆侵权必究  
此书无本社防伪标识一律不准销售

# 写在前面的话

“光亚”实为“亚洲之光”之意。“鸟叫八种音，人会四种话”，学会外语是每个孩子都应做到的。《光亚少儿英语》是光亚学校中外教师积多年教学经验献给孩子们学习英语的法宝，希望他们成为国家的栋梁之材，为“光亚”贡献自己的才智。

《光亚少儿英语（初级本）》以国家教育部推行的《英语课程标准》为依据，以少儿的认知能力和心理特征为出发点，以激发英语学习兴趣为目标，突出交际功能，并结合孩子们的生活实际，全面培养其听、说、读、写的综合能力，使孩子们在轻松、愉快的环境中学好英语。

本书共10个单元，其中包括两个文化单元。每个单元分为Let's talk, Practice, Follow me, Let's play/Try it, Let's chant/Let's sing等部分。各部分既相对独立，又紧密相连：

- Let's talk 重在呈现新知识及基本句型，培养学生交际能力。
- Practice 进一步巩固所学句型，培养学生在实际生活中应用英语的能力。
- Follow me 教师采用TPR教学法，引导学生动口动手，轻轻松松学会英语。
- 每个单元的Let's sing, Let's chant或 Let's play等儿歌或游戏，旨在培养学生的语感，增强学生学习英语的兴趣。

教学大纲（Syllabus）列出了本书各单元主要的语言目标、功能项目和语法结构，书末的英汉对照词汇表（Word List），还可方便老师教学和家长辅导。

## 个别教学单元说明：

- 第二单元“Simon says”是一个英语小游戏。游戏旨在训练孩子们的听力和反应。只有当老师发出：“Simon says: Run/Jump/Walk/Stop!...”的口令时，孩子们才能有所行动；反之，则会被判出局。
- 第四单元为英文数字学习的连线游戏。该游戏让孩子们将右侧图画与左侧相应的数字连接起来。如果连接正确，光盘中会发出鼓掌欢迎的声音以示鼓励。不干胶贴图，孩子们应在老师或家长的指导下，参照第17页内容将书中不干胶插页上的贴图撕下贴在18页相应的数字上。
- 第五单元为颜色学习。其练习需结合老师朗读或听清光盘上Miss Lee的指令再做，孩子们既可以把颜色涂在书上，也可以在光盘上点击相应色标并拖向目标。
- 第七单元32页，可让孩子们画出自己的家庭成员，也可贴上全家福照片，并向全班展示、介绍。


本书配有光盘，在计算机上使用，实用性较广，可供学前班及小学低年级学生使用。

编者

2005年4月



## 人物介绍




Miss Lee



Lisa



Cooper



Sam




dad




mom








sister



brother




Miss Bug



Miss Dog



Mr Mouse





# Syllabus

Unit	Title	Dialogs	Verbs	Grammar
1	Greetings	Hello, I'm Cooper. Hello, I'm Miss Lee. What's your name? Hello, I'm Lisa.	Classroom commands	What's your name? I'm_____.
2	School Things	What's this? It's a pencil.	Playground commands	What's this? It's a_____.
3	Meeting Friends Body Parts	He's Sam. Hello, boys and girls. Nice to meet you.	Body part substitutions	He's_____. She's_____. Nice to meet you.
4	Numbers (1-10)	How many bags are there? One.	Playground commands	Numbers
5	Colors	What color is it? It's red.	Commands to color pictures Classroom commands	What color is it? It's_____. Color the_____.
6	Fruits	What do you want? I want a watermelon.	Commands at table	What do you want? I want_____.
7	Family Members	Nice to meet you. Miss Lee, this is my dad.	Family member substitutions	This is my_____. Who's he/she? He's/She's_____.
8	Furniture	Good morning, Mom! Good morning, dear!	Daily activity commands	Imperative sentences
Culture 1	Happy Birthday	How old are you? I'm 5. Happy birthday! It's for you.	Party commands	
Culture 2	Children's Day		Game substitutions	

人物介绍  
Syllabus



# 目 录



## Unit 1 Greetings

- Part 1 Let's talk 1
- Part 2 Practice 2
- Part 3 Follow me 3
- Part 4 Let's play 4
- Part 5 Let's chant 5

## Unit 2 School Things

- Part 1 Let's talk 6
- Part 2 Practice 7
- Part 3 Follow me 8
- Part 4 Simon says 9
- Part 5 Let's chant 10

## Unit 3 Meeting Friends Body Parts

- Part 1 Let's talk 11
- Part 2 Practice 12
- Part 3 Follow me 13
- Part 4 Simon says 14
- Part 5 Let's sing 15

## Unit 4 Numbers(1~10)

- Part 1 Let's talk 16
- Part 2 Practice 17
- Part 3 Follow me 19
- Part 4 Let's sing 20

## Unit 5 Colors

- Part 1 Let's talk 21
- Part 2 Practice 22
- Part 3 Follow me 23
- Part 4 Let's chant 24

## Unit 6 Fruits

- Part 1 Let's talk 25
- Part 2 Practice 26
- Part 3 Follow me 27
- Part 4 Try it 28
- Part 5 Let's chant 29

## Unit 7 Family Members

- Part 1 Let's talk 30
- Part 2 Practice 31
- Part 3 My family 32
- Part 4 Try it 33
- Part 5 Let's sing 34

## Unit 8 Furniture

- Part 1 Let's talk 35
- Part 2 Practice 36
- Part 3 Follow me 37
- Part 4 Match it 38
- Part 5 Let's sing 39

## Culture 1 Happy Birthday

- Part 1 Let's talk 40
- Part 2 Let's have a birthday party 41
- Part 3 Let's sing 42

## Culture 2 Children's Day

- Part 1 Let's talk 43
- Part 2 Let's play 44

**Word List** 45



# Unit 1


## Greetings

### Part 1 Let's talk


① Hello, I'm Miss Lee. What's your name?

② Hello, I'm Cooper.

③ Hello, I'm Lisa.



Miss Lee



Lisa



Cooper



# Part 2 Practice





Miss




Hello, I'm Miss Bug.





Mr




a bug



a mouse



a dog



a monkey



## Part 3 Follow me



Stand up!



Have a seat!



Open the door!



Close the door!



## Part 4 Let's play

Miss Bug,  
stand up!





## Part 5 Let's chant

Hello!

Hello, hello, hello! What's your name?

Hello, hello, hello! My name is Kim.

Hello, hello, hello! What's your name?

Hello, hello, hello! My name is Ben.





# Unit 2

## School Things

### Part 1 Let's talk




a book



a pencil



② It's a pencil.



a marker



① What's this?



a bag



## Part 2 Practice

③ Bye!

② It's a  
\_\_\_\_\_.

④ See ya.


① What's  
this?




# Part 3 Follow me




Walk!



Run!



Jump!



Stop!



## Part 4 Simon says

Run!

