



普通高等教育“十一五”国家级规划教材

Richmond  
PUBLISHING

New Framework

Student's Book

新编

大学基础英语

综合教程 1

- 原著 Ceri Jones with Ben Goldstein
- 改编 《新编大学基础英语》改编组



高等教育出版社  
HIGHER EDUCATION PRESS



普通高等教育“十一五”国家级规划教材

New Framework  
Student's Book

新编

大学基础英语

综合教程

1



高等教育出版社 · 北京  
HIGHER EDUCATION PRESS BEIJING

图字: 01-2009-0950号

© Ben Goldstein, Ceri Jones

© 2008, Santillana Educación, S.L. / Richmond Publishing™

Published by Higher Education Press, under license from Richmond Publishing™, 2010

图书在版编目(CIP)数据

新编大学基础英语综合教程. 1 / (英) 琼斯  
(Jones, C.), (英) 戈尔茨坦 (Goldstein, B.) 著;  
《新编大学基础英语》改编组改编. —北京: 高等教育出  
版社, 2010. 3

ISBN 978 - 7 - 04 - 027678 - 7

I. ①新… II. ①琼… ②戈… ③新… III. ①英语—  
高等学校—教材 IV. ①H31

中国版本图书馆 CIP 数据核字 (2010) 第 010491 号

出版发行 高等教育出版社  
社 址 北京市西城区德外大街 4 号  
邮政编码 100120  
总 机 010 - 58581000

经 销 蓝色畅想图书发行有限公司  
印 刷 高等教育出版社印刷厂

开 本 889 × 1194 1/16  
印 张 14  
字 数 437 000

购书热线 010 - 58581118  
咨询电话 400 - 810 - 0598  
网 址 <http://www.hep.edu.cn>  
<http://www.hep.com.cn>  
网上订购 <http://www.landraco.com>  
<http://www.landraco.com.cn>  
畅想教育 <http://www.widedu.com>

版 次 2010 年 3 月第 1 版  
印 次 2010 年 3 月第 1 次印刷  
定 价 38.00 元 (含光盘)

本书如有缺页、倒页、脱页等质量问题, 请到所购图书销售部门联系调换。

版权所有 侵权必究

物料号 27678 - 00

# 《新编大学基础英语》立体化系列教材

总主编：安晓灿

总主审：孔庆炎

总策划：周 龙 贾 巍

## 《新编大学基础英语综合教程1》

主 编：尉立萍 张伟明

副主编：李蕊丽 孙红元

编 者：尉立萍 安晓灿 李蕊丽 孙红元 汪继敏 李小飞 肖 玲  
肖 瑜 谢 芬 叶 丹 刘少丽 张伟明 卜竖红



策划编辑：徐艳梅

责任编辑：马文敏 刘 瑾

封面设计：王凌波

版式设计：刘 艳

责任校对：徐艳梅

责任印制：韩 刚

# 前 言

《新编大学基础英语》是在西班牙里奇蒙德出版公司 (Richmond Publishing) 出版的NEW FRAMEWORK系列教材的基础上, 根据教育部《大学英语课程教学要求》, 结合我国当前高等学校音乐、体育和美术专业大学英语教学实际和我国社会经济发展对该类专业学生英语综合应用能力, 特别是听说能力的要求, 改编的一套新颖而实用的大学英语教材。

NEW FRAMEWORK系列教材根据欧盟最新语言教学大纲 (Common European Framework of Reference for Languages: Learning, Teaching, Assessment, 简称CEF) 编写。该系列教材的教学设计以培养学生的交际能力为目标, 通过一系列以真实的交际情景为依据而设计的学习任务与活动, 实施交互式的课堂教学。选用的材料与现代大学生的生活、学习和今后的工作息息相关, 具有很强的趣味性, 学习任务与活动的设计可参与性强, 语言技能训练全面, 语法与词汇学习作为进行交际的必要工具放在交际情景中, 可达到学以致用目的。该套教材的理念和运用的教学法体现了现代外语教学的研究成果, 与我国大学英语“培养学生的英语综合应用能力, 特别是听说能力”的教学目标相吻合。

在改编的过程中, 我们坚持突出原教材以培养学生的交际能力为目标的鲜明特色, 发扬原教材根据真实的交际情景而设计的灵活多样的学习任务与活动的优点, 同时做到满足中国大学生, 尤其是音、体、美专业学生英语学习的需求, 使该系列教材结构更加清晰, 便于教学。

经改编, 《新编大学基础英语》具有以下特色:

1. 注重听说, 以交际为目标。通过以真实的交际情景为依据设计的学习任务与活动, 实施交互式的课堂教学。设计的学习任务与活动具有很强的可参与性, 语言技能训练涉及听、说、读、写的方方面面, 符合我国大学英语的教学目标。

2. 结构灵活, 便于安排教学。每册由12个单元和4个World English DVD组成。尽管每单元各部分之间相互交叉, 但每一部分又可以相对独立。教师可根据教学对象的需求和时间自行安排教学计划。

3. 易学易练, 重视语言基础。语法与词汇作为进行交际的必要工具放在交际情景中, 达到学以致用目的。在听力与阅读材料中列出每单元要学的语法要点, 突出显示, 并配有情景化的练习, 最大限度地为学生提供听说的机会, 在练中掌握语法规则。

4. 情景真实, 语言地道实用。选用的材料具有很强的趣味性和实用性, 体裁与题材多样化, 提供了大量的口语中的自然语句和社会交往中关键的功能语言。录音部

分反映出真实的交际情景。这些情景与单元的主题直接相关，并结合单元的语法与词汇，循序渐进。

5. 图文并茂，版式活泼新颖。大量的色彩鲜明、主题突出的图片把学生带入交际情景，启发思考，激发兴趣，帮助理解和表达。

6. 整体设计，教学资源齐备。本系列教材由《综合教程》、《教学参考书》、《训练与自测》和配套的录音、录像光盘和电子教案组成。

7. 教学设计思路清晰，方法灵活多样。《教学参考书》和电子教案包括单元的总介绍，具体目标。教学指导提供灵活多样的课堂活动和任务，对不同的教学对象具有针对性和可替换性，方便组织教学。

8. 课外练习，紧扣主题，便于自主学习。《训练与自测》12个核心单元直接与教材配套，另外还有4个复习单元和单元测试，以及语言通行证。除了为教材提供相应的语法、词汇和语音练习外，每个单元还设计了指导性写作的小课程和学习策略，引导学生从阅读进入写作。书后附有练习答案和录音材料。

《新编大学基础英语》系列教材共分5级，每级由《综合教程》、《教学参考书》、《训练与自测》和配套的录音光盘和电子教案组成。

《新编大学基础英语》由广东韶关学院安晓灿教授担任总主编，大连理工大学孔庆炎教授担任总主审。本书为《新编大学基础英语综合教程1》，由广东韶关学院尉立萍教授、张伟明副教授担任主编，李蕊丽和孙红元担任副主编，第1-12单元的作者分别为：尉立萍、安晓灿、李蕊丽、孙红元、汪继敏、李小飞、肖玲、肖瑜、谢芬、叶丹、刘少丽、张伟明、卜竖红。

本系列教材的出版得到里奇蒙德出版公司和原书编者的大力协助，在此表示衷心的感谢。

由于编者的水平有限，本系列教材难免存在不足之处，恳请广大师生批评指正。

编者

2009年11月

# Contents

<i>Unit 1</i>	Hello, Goodbye	6
<i>Unit 2</i>	Friends and Families	21
<i>Unit 3</i>	Home Sweet Home	37
◀	World English DVD 1: At Home	51
<i>Unit 4</i>	What's On?	55
<i>Unit 5</i>	A Weekend Away	70
<i>Unit 6</i>	That Was Then	86
◀	World English DVD 2: Saloon	101
<i>Unit 7</i>	In the Spotlight	105
<i>Unit 8</i>	Getting It Right	120
<i>Unit 9</i>	Let's Celebrate!	134
◀	World English DVD 3: Fiesta!	147
<i>Unit 10</i>	The Good Life	151
<i>Unit 11</i>	Dream Destinations	165
<i>Unit 12</i>	Adventures and Achievements	178
◀	World English DVD 4: Around the World	192
	Communication Bank	196
	Irregular Verb List	201
	Glossary	202

# Contents

Unit	Language Focus	Vocabulary	Reading
1 Hello, Goodbye page 6	The verb <i>be</i> Indefinite articles: <i>a, an</i> Questions with <i>be</i> and <i>do</i> <b>Preview:</b> Present Simple (1)	Greetings Work Countries and languages Personal information <b>The Real Thing:</b> <i>See you!</i>	Webpage with personal information Membership forms
2 Friends and Families page 21	<i>this, these</i> and plural nouns Possessives Questions with <i>do</i> and <i>does</i> Present Simple (2) <b>Preview:</b> <i>How much ...?</i> <i>Would you like ...?</i> <i>Have you got ...?</i>	Family members Jobs and occupations Morning routines Drinks and snacks <b>The Real Thing:</b> <i>Thanks.</i>	Short job descriptions Descriptions of morning routines Simple menu  <b>WORKBOOK</b> Descriptions of families
3 Home Sweet Home page 37	<i>there is / there are</i> <i>have / has got</i> determiners <b>Recycling:</b> <i>a, an</i> <i>Would you like ...?</i> <b>Preview:</b> The verb <i>like</i>	Places in a town Rooms and facilities Colours and furniture <b>The Real Thing:</b> <i>Really.</i>	Descriptions of homes
World English DVD 1: At Home page 51			
4 What's On? page 55	<i>go, like, love + -ing</i> Present Continuous (1)	Free time activities Talking about habits Tourist attractions <b>The Real Thing:</b> <i>Hello.</i>	Easy quiz Short film reviews Cyber guide to a city  <b>WORKBOOK:</b> Tourism brochure
5 A Weekend Away page 70	<i>can</i> for ability Uncountable nouns Present Continuous (2) Past Simple (1 & 2) <b>Recycling:</b> <i>a, an, some</i> Present use of the Present Continuous <b>Preview:</b> Irregular past verbs	Skills Objects for a weekend away <b>The Real Thing:</b> <i>The usual, nothing special.</i>	Informal e-mail describing an excursion Simple directions



Speaking	Listening	Writing	Pronunciation	Takeaway English
Introducing yourself and giving personal information	People introducing themselves Talking about languages and countries <b>Song:</b> <i>Hello, goodbye!</i> : The Beatles	A web message Introductions <b>WORKBOOK:</b> Writing an e-mail (punctuation)	<i>be</i> : short forms Word stress: <i>Yes, I do.</i> / <i>No, I don't</i>	<i>Can you repeat that, please?</i>
Talking about family, jobs and morning routines Ordering food and drink	People introducing their family Describing jobs Talking about morning routines Paying the restaurant bill	A short description of your morning routine <b>WORKBOOK:</b> Describing your family (linking words 1)	<i>do</i> : strong / <b>du:</b> / and weak / <b>də</b> / forms <i>Would you like?</i> : / <b>dʒə</b> /	Telling the time (1)
Describing your home and area	People talking about where they live	A short description of an ideal home <b>WORKBOOK:</b> Describing where you live ( <i>there is / are, has / have got</i> )	/ <b>ɔ:</b> / and / <b>ɜ:</b> /	Booking a room in a hotel
Describing what you are doing at the moment and what you do in your free time Making arrangements	People talking about their free time, what they are doing and their plans for the day	A simple tourist guide to your town or city <b>WORKBOOK:</b> Writing a postcard (time expressions)	Telling the time: / <b>ə</b> /	Telling the time (2)
Talking about what you can do Describing plans	People discussing abilities and plans for the weekend	Informal e-mail describing what you did last weekend <b>WORKBOOK:</b> Answering an advert (linking words 2)	<i>-ed</i> endings: / <b>d</b> /, / <b>t</b> / and / <b>ɪd</b> / <b>WORKBOOK:</b> <i>can, can't</i>	Invitations

Unit	Language Focus	Vocabulary	Reading
<b>6 That Was Then</b> <i>page 86</i>	Past Simple (3) Comparatives and superlatives <b>Recycling:</b> Simple past of regular verbs	Physical descriptions Time expressions in the past Household objects <b>The Real Thing:</b> Fillers: <i>Well ..., I mean ...</i>	Short stories about the past TV review <b>WORKBOOK:</b> Description of a television house

World English DVD 2: Saloon *page 101*

<b>7 In the Spotlight</b> <i>page 105</i>	Adverbs of frequency Contrasting Present Simple and present Continuous <b>Numbers Recycling:</b> <i>Would you like ... ?</i>	Daily routines Expressions of frequency Numbers <b>The Real Thing:</b> <i>So</i>	Newspaper article about someone's work Short quiz about lifestyle Magazine article describing someone's life
<b>8 Getting It Right</b> <i>page 120</i>	Prepositions of place Imperatives <i>must, mustn't</i> <b>Recycling:</b> Past Simple	Prepositions of place Places in towns Instruction verbs <b>The Real Thing:</b> <i>Got it? See?</i>	Rules, instructions and directions Article describing location <b>WORKBOOK:</b> Descriptions of local festivals
<b>9 Let's Celebrate!</b> <i>page 134</i>	Personal pronouns <i>should, shouldn't</i> have to and can <b>Recycling:</b> Present Simple	Celebrations Birthday presents <b>The Real Thing:</b> <i>There are four of us.</i>	Article giving advice Descriptions of local festivals

World English DVD 3: Fiesta *page 147*

<b>10 The Good Life</b> <i>page 151</i>	Quantifiers <b>Recycling:</b> Question forms (past and present tenses) <b>Preview:</b> Zero conditional: <i>if and when</i>	Food Minor illnesses The weather <b>The Real Thing:</b> <i>Really?</i>	Remedy for a cold Report on the quality of life in a town Description of a town or city <b>WORKBOOK:</b> Article about health
<b>11 Dream Destinations</b> <i>page 165</i>	<b>Recycling:</b> Modal verbs: <i>can, must</i> and <i>should</i> <b>Preview:</b> <i>Have you ever ... ?</i>	Describing landscape Clothes Tourist attractions <b>The Real Thing:</b> <i>Yeah.</i>	Postcard describing a favourite place E-mail describing a future trip and inviting a friend Short descriptions of hotels and tourist locations
<b>12 Adventures and Achievements</b> <i>page 178</i>	<b>Preview:</b> Present Perfect and Past Simple Irregular past participles <b>Recycling:</b> Tense review	Fears and phobias Reading materials <b>The Real Thing:</b> <i>Maybe, I don't know.</i>	Short articles about record breaking attempts <b>WORKBOOK:</b> Stories describing experiences

World English DVD 4: Around the World *page 192*

Speaking	Listening	Writing	Pronunciation	Takeaway English
Describing childhood memories Telling simple stories about the past Role-playing a radio interview	Listening to short radio interviews	A story in the past A TV review  <b>WORKBOOK:</b> Describing an invention (linking words 3)	Vowel sounds in irregular past verbs: <i>/ɔ:/, /e/, /æ/ and /əʊ/</i> Stress in word groups	Asking a favour
Discussing lifestyles and daily routines Making arrangements	Listening to a simple radio interview People talking about numbers and dates	A short article about a change in lifestyle  <b>WORKBOOK:</b> Writing a diary (sequencers 1)	Third person s: <i>/s/, /z/ and /ɪz/</i>	Making arrangements
Giving simple directions Explaining how something works Talking about rules and regulations	Following simple directions Somebody talking about rules	Describing a location Rules and instructions for a game  <b>WORKBOOK:</b> Writing an e-mail (giving instructions)	<i>must, mustn't</i>	Giving directions
Describing celebrations in the past Talking about obligations in everyday life	People describing festivals	A short article describing a festival  <b>WORKBOOK:</b> Writing an informal letter (writing notes)	<i>should, shouldn't</i>	Congratulating
Talking about and comparing diets Describing the weather and your mood	Someone describing a healthy diet Someone describing a trip and the weather	A cold remedy A short report about a town or city Describing the weather <b>WORKBOOK:</b> Writing a report about a city (expanding notes)	The weather: <i>rainy, raining</i>	At the chemist's
Describing a place and saying why you like it Describing your holiday plans and comparing them to others	People describing hotels A tourist guide giving information <b>Song:</b> <i>Perfect Day:</i> Lou Reed	A short description of a place An informal invitation  <b>WORKBOOK:</b> Asking for more information (sequencers 2)	<i>going to</i>  <b>WORKBOOK:</b> <i>/u:/, /ɜ:/ and /ɔ:/</i>	Making suggestions
Discussing world records Describing famous people's lives	People answering questions about what makes them nervous	A biography of a friend A short biography of a personal hero  <b>WORKBOOK:</b> Writing about your experiences ( <i>suddenly, in the end</i> )	<i>/æ:/ and /ɑ:/</i>	Reacting to news

# 1

# Hello, Goodbye

- Present Simple: *be, do*, 1st & 2nd persons
- Indefinite articles: *a / an*
- Greetings

- Work
- Countries & languages

- Personal information
- Short forms of *be*



## Lesson 1 First Meetings

### Vocabulary

#### Greetings

- 1 Work in pairs. Look at the words and phrases in the box. Which do you say ...  
 a) when you arrive?                      b) when you leave?

good afternoon   ~~goodbye~~   good morning   good night   ~~hello~~   hi   morning   see you



a	b
hello	goodbye

- 2 Listen to two short conversations. Are the people a) arriving or b) leaving?

- 3 Listen and repeat.

- |  |                          |
|--|--------------------------|
| 1 A: See you on Monday, Tim.           | 2 A: Hello, how are you? |
| B: Yeah, see you. Have a good weekend. | B: Fine thanks, and you? |
| A: You too.                            | A: Not too bad.          |

Work in pairs. Practise the conversations.

### The Real Thing: **See you!**

- 1 Listen to the dialogue. There are two mistakes. Write the corrections.

- A: Goodnight! See you tomorrow!  
 B: No, see you on Tuesday.  
 A: Oh yeah, of course, it's Saturday! Have a good weekend!  
 B: You too!

- 2 Work in pairs. Practise the dialogue.



## Listening

1 Work in pairs. Look at the people and answer the questions.

- 1 Are they all...  
 a) at the office?      b) at a wedding?      c) at a disco?  
 2 Are they friends?



2 Work in pairs. Use the phrases in the boxes to complete the conversations. Then listen and check.

I'm John.      They're from Edinburgh.      What's your name?      Where are you from?

- ROB:** Hello, my name's Rob. <sup>1</sup> *What's your name?*  
**JOHN:** Hi, <sup>2</sup> \_\_\_\_\_ I'm here with Anna, my girlfriend.  
**ROB:** Pleased to meet you, Anna. <sup>3</sup> \_\_\_\_\_  
**ANNA:** I'm from Edinburgh.  
**ROB:** Yeah? Me too! Hey, Geena! Meet John and Anna. <sup>4</sup> \_\_\_\_\_  
**GEENA:** Hi, so you're from Edinburgh?  
**JOHN:** Yes, we are.

No, I'm not.      She's from the States.      This is Terry.

- TIM:** Hi, Melanie. <sup>5</sup> \_\_\_\_\_  
**KERRY:** Erm, no, it's Kerry, not Terry.  
**TIM:** Oh, sorry. This is Kerry. <sup>6</sup> \_\_\_\_\_  
**KERRY:** Erm, <sup>7</sup> \_\_\_\_\_ I'm from Canada.  
**MELANIE:** Nice to meet you, Kerry!

3 Listen to more people talking. Complete the table below.

	Name	Where from
1	Teresa	
2	Mark	

## Language Focus

### The verb *be*

#### 动词 *be*

动词 *be* 的含义是“是，在”，用在句子中需随主语的人称和数的不同而变化为 *am*, *is* 或 *are*。

	例句	译文
肯定式	<i>I am</i> a teacher. <i>She is</i> a student. The books <i>are</i> on the bookshelf.	我是一名教师。 她是一名学生。 书在书架上。
否定式	<i>I am not</i> an Australian. He <i>is not</i> an American. They <i>are not</i> in the classroom.	我不是澳大利亚人。 他不是美国人。 他们不在教室里。
疑问式及其简略回答	<i>Is</i> he from Canada? Yes, he <i>is</i> . No, he <i>isn't</i> .  <i>Are</i> they at home? Yes, they <i>are</i> . No, they <i>aren't</i> .  <i>Are</i> you a teacher? Yes, I <i>am</i> . No, I <i>'m not</i> .	他是从加拿大来吗? 是的，他是从加拿大来。 不，他不是从加拿大来。  他们在家里吗? 是的，他们在。 不，他们不在。  你是教师吗? 是的，我是。 不，我不是。

See Workbook,  
P 1, Exs 1-4

## Pronunciation

### *be*: short forms

1. Listen to Hannah. Write the short forms she uses.

My name *is* name's Hannah. I *am* from New Zealand.

This *is* Stuart. He *is* from New Zealand too.

This *is* Mary. She *is* from Australia.

We *are* on holiday.

## Practice

1 Work in pairs. Write about the people in the photo on the right.

- John. Boyfriend. New York
- Anne. Paris
- Paulo and Raul. Rio de Janeiro

- This is me and this is my boyfriend, John. He's from New York.
- This is \_\_\_\_\_: She \_\_\_\_\_.
- This is \_\_\_\_\_ and this \_\_\_\_\_. They \_\_\_\_\_.

2 Listen and check.



## 3 Translate the following sentences into English.

- 1 —你好，安娜。你的老师叫什么名字？—他叫蒂姆。
- 2 —他从哪儿来，安娜？—他从新西兰来。
- 3 —他们是从美国来的吗？—不是，他们是从英国来的。
- 4 —今天他们不太高兴。
- 5 —安娜现在不在迪厅。

## Lesson 2 Making Friends

## Vocabulary

## Work

## 1 Match the people and the jobs.

actor

artist

doctor

journalist

teacher

waiter



## Language Focus 1

Indefinite articles: *a, an*

## 不定冠词

不定冠词 *a / an* 用在单数可数名词前，表示“任一个”的意思。*a* 用在以辅音开头的单词前，*an* 用在以元音开头的单词前。

## 例句

a teacher  
a table  
a chair  
an artist  
an actor  
an English teacher  
an old lady

## 译文

一名教师  
一张桌子  
一把椅子  
一位艺术家  
一个演员  
一名英语教师  
一位老夫人

See Workbook,  
P 1, Ex 5

## Practice

### 1 Complete using *a* or *an*.

- 1 I'm Sarah. I'm \_\_\_\_\_ journalist.                      4 I'm Bill. I'm \_\_\_\_\_ waiter.  
 2 I'm Kay. I'm \_\_\_\_\_ teacher.                              5 I'm Jon. I'm \_\_\_\_\_ doctor.  
 3 I'm Shaun. I'm \_\_\_\_\_ actor.                                6 I'm Diane. I'm \_\_\_\_\_ artist.

### 2 Work in pairs. Practise introducing the six people in Exercise 1.

This is Jon. He's a doctor.

### 3 Introduce yourself to your classmates.

Hi, I'm Kate. I'm a student.

## Reading

### 1 Look at the web site on page 11. Choose the best description.

- a) This is Steve's family's webpage.                      b) This is Steve's personal webpage.

### 2 Match the photos of his friends (1-4) with their introductions (a-d).

### 3 Complete the table.

Name	Job	Where from
Bob		
Linda		
Helena		
Tim		

## Language Focus 2

### Questions with *be* and *do*

#### be和do构成的疑问句

- 由谓语动词am / is / are构成的句子，疑问句把am / is / are提到主语前；
- 由实义动词构成的句子，用do / does进行提问，将do / does加在主语前。

\*若使用疑问词提问，须将疑问词放在句首。

例句	译文
My name <i>is</i> Anna. What <i>is</i> your name? Brad <i>is</i> from England. <i>Is</i> Brad from England?	我叫安娜。 你叫什么名字？ 布莱德来自英国。 布莱德来自英国吗？
We <i>eat</i> fish. <i>Do</i> you <i>eat</i> fish? We <i>live</i> in London. Where <i>do</i> you <i>live</i> ?	我们吃鱼。 你们吃鱼吗？ 我们住在伦敦。 你住在哪儿？

See Workbook,  
P 2, Ex 6



## Practice

1 Work in pairs. Put these words in the right order.

- 1 your name What is?
- 2 from Where you are?
- 3 live you do Where?
- 4 do you What do?

2 Complete these questions with the verbs *be* or *do*.

- 1 you work?
- 2 Where you work?
- 3 you a student?
- 4 What you study?

3 Work in pairs. Ask your partner.


- 1 —你是医生吗？ —不，我不是。我是记者。
- 2 —他是一个大公司的会计。
- 3 —他们都是售货员吗？ —是，他们都是。
- 4 —他的女朋友住在波兰吗？ —是的。
- 5 —你在哪儿工作？ —我在一家商店工作。

4 Translate the following sentences into English.

File Edit View Go Bookmarks Tools Help

http://www.faceplace.com/users/112458steve

## Face Place



Hi! My name's Steve. I'm a student. I study economics. I come from New Zealand and I live in London.

[More](#)

### My friends

Say hi!

Hi Steve!

What's your name?

My<sup>(1)</sup> name's Ana.

Where are you from?

<sup>(2)</sup> \_\_\_\_\_ from Brazil.

Where do you live?


I<sup>(3)</sup> \_\_\_\_\_ in São Paolo. It's a great city!

What do you do?

I'm a university student. I<sup>(4)</sup> \_\_\_\_\_ Film and Media Studies.

I<sup>(5)</sup> \_\_\_\_\_ your web site!


### Attach a photo



**Send**


Thank you! And welcome to Face Place!

### My friends




1

a) My name's Helena. I'm an accountant. I work for a TV company. I'm from Poland but I live in London. [More](#)




2

b) Hi there! My name's Linda. I'm from Dublin. I'm an engineer. [More](#)



3

c) My name's Tim. I'm a DJ. I work in a club in Dublin. I'm from London, but I love Dublin. It's a cool city! [More](#)



4

d) Hello. My name's Bob. I live in Glasgow. I'm a shop assistant in a music shop. [More](#)

Done