

BBC

BARRY TOMALIN



ENGLISH OK!

英语OK!

英语测试

English Tests



外语教学与研究出版社

FOREIGN LANGUAGE TEACHING AND RESEARCH PRESS

BIBIC

BARRY TOMALIN

ENGLISH OK!

英语OK!

英语测试

English Tests

周岩 译

学与研究出版社

GN LANGUAGE TEACHING AND RESEARCH PRESS

(京)新登字 155 号

京权图字: 01 - 2002 - 1938

图书在版编目(CIP)数据

英语测试/(英)托马林(Tomalin, B.)著;周岩译. - 北京:外语教学与研究出版社, 2002

ISBN 7 - 5600 - 3046 - 7

I. 英… II. ①托… ②周… III. 英语 - 试题 IV. H319.6

中国版本图书馆 CIP 数据核字(2002)第 071000 号

© BBC Worldwide Limited 1998

This edition is produced under licence by Foreign Language Teaching and Research Press 2003

The right of Barry Tomalin to be identified as the Author of this Work has been asserted in accordance with the Copyright, Designs and Patents Act 1988 Sections 77 and 78.

英语 OK!

英语测试

Barry Tomalin (英) / 著

周 岩 译

* * *

责任编辑: 周海鹏

出版发行: 外语教学与研究出版社

社 址: 北京市西三环北路 19 号 (100089)

网 址: <http://www.fltrp.com.cn>

印 刷: 北京大学印刷厂

开 本: 787×965 1/32

印 张: 4.375

版 次: 2003 年 1 月第 1 版 2003 年 1 月第 1 次印刷

书 号: ISBN 7 - 5600 - 3046 - 7/H·1563

定 价: 5.90 元

* * *

如有印刷、装订质量问题出版社负责调换

制售盗版必究 举报查实奖励 (010)68917826

版权保护办公室举报电话: (010)68917519

序 言

“英语OK!”系列丛书第一批9本书，虽涉及不同的题材，却有许多共同的特点。

首先，是它们的实用性。明明是《英语语法》(English Grammar)这个令一般人感到枯燥乏味的内容（请原谅，语法学家除外），但却以“一些旅游用语”开始，进而谈到“几个有趣的问题”，其中包括“Do you promise to start being good (你保证以后会好好做人吗)?”这样句子的分析，以说明动词不定式和动名词的用法。这样，既学习了语法，又学会许多实用的语言。

其次，是它们的功能性。这里指的是狭义的，即所谓 Functions。在《短语动词》(Phrasal Verbs)、《社交英语》(Social English)、《商业英语》(Business English)等册中，都提供了许多在不同功能项目中可以灵活使用的语言。学习了这些语言，就可以在各种不同的功能需要的场合中较自如地进行交际。

再次，是它们的多元文化性。除在《美式英语》(American English)一册中专门介绍美式英语因而必然涉及北美文化外，在其他各册中也都让读者注意到不同英语国家以及英语在世界不同地区使用时的文化差异。到处都可以看到 English is Spoken Here 的牌子以广招徕，而同是英语国家但马路上开车一个靠左，一个靠右。你在国外打电话，若是话务员或接线员问你 Are you through? 你可先要想

一想你是在英国（或英国英语国家或地区）、还是在美国（或美国英语国家或地区）。在英国，Are you through? 是话务员好心地问“您接通了吗？”而在美国则是在问“您打完了吗？”

第四，是它们的语境性。在这9册书中，所有的语言材料，直至语法规则，都是在一定的、有意义的 (meaningful) 上下文中来介绍的。一个简单的例句，就提供了一个情景，使你能恰当地理解词义。You don't have to wear a suit, but you should wear a tie, 不仅学习了 have to 和 should 的用法，还介绍了一点西方生活习俗。

第五，是它们的趣味性。这9册书，很抱歉我又要说，直至包括枯燥乏味的语法，内容都是非常生动有趣、贴近生活的。其中的插图也达到漫画的水平。一打开书，就给人一种活泼欢快的印象，吸引人去看个究竟。当然，最主要的还是内容吸引人。一本教材，不论它面向什么年龄段或什么层次的读者，趣味性常常是首要的。

第六，是它们的知识性或信息性。这9册书，给读者提供了大量的多方面的知识和信息。它们的原编者是英国广播公司。这是一家历史悠久、具有较高人文水准的新闻机构。它的产品，无论是新闻广播或电视，或以古今小说名著为本的电影以及英语教学材料都能提供极广泛的知识 and 信息。学习这套教材，是可以使读者一举数得的。

最后，但不是最次要的，是它们的交际性。著名的语言学家和教材编写专家 Jack C. Richards 曾说：Language is best learned when used for meaningful communication (语言只有在有意义的交际中使用才能学得最好)。“英语OK!”系列教材正是为读者提供了大量的可以进行有意义的交流的

语言材料，包括短文、故事、对话、活动、练习等。这套材料的名称本身“英语OK!”就是一个十分响亮的语言交际符号。

出版社编者要我为这套丛书写个小序，因而得以先睹为快，看了校稿。我应当感谢编者，使我不仅“开卷有益”，而且得到了极大的知识享受。

陈琳
二〇〇二年冬令

INTRODUCTION

引言

WHAT IS *ENGLISH TESTS*?

《英语测试》是什么？

English Tests is one of a series of books to help you improve your English. Each book has been carefully organised so that you can work through it systematically or choose sections you want to work on. The books are designed to help you learn English at your pace, wherever you like and in your own time. 《英语测试》是帮助你提高英语水平的系列丛书之一。该系列中的每一本都经过认真编排，你可以系统而全面地使用，或者只阅读你感兴趣的章节。设计该系列是为了使你可以用自己的节奏、自己的时间，在自己喜欢的地方学习英语。

WHAT ARE THE AIMS OF *ENGLISH TESTS*?

《英语测试》的目标是什么？

- To help you revise your English through a series of tests at five different levels. 帮助你通过5个不同等级的系列测试来温习英语；
- To help you test your English and find out where your weaknesses are. 帮助你测试你的英语水平并且发现自己的薄弱环节；
- To introduce you to the most common types of test used in British and American public exams. 向你介绍在英国和美国使用的最普遍的公共（英语）考试类型。

HOW IS *ENGLISH TESTS* ORGANISED?

《英语测试》是如何编排的？

The tests in *English Tests* are divided into six sections and cover five levels. The six sections are: 《英语测试》中的测试分成六章，包含五个等级。这六章分别为：

- Section 1 Test your Tenses
 时态测试
- Section 2 Manage Modals
 处理情态词
- Section 3 Practise Pronouns and Prepositions
 练习代词和介词
- Section 4 Work with Words
 词汇练习
- Section 5 Add Adjectives and Adverbs
 添加形容词和副词
- Section 6 Wrestle with Word Order
 词序大比拼

The level of each test is shown at the top right-hand side of the test page and is indicated by a number of stars (★). 每一个测试的等级在测试页右上方以星号 (★) 的数目标明:

- LEVEL ★ Beginner 入门级
- LEVEL ★★ Elementary 初级
- LEVEL ★★★ Lower intermediate 中低级
- LEVEL ★★★★ Intermediate 中级
- LEVEL ★★★★★ Higher intermediate 中高级

There is an *OK!* tip at the end of many of the tests. These are simple hints to help you with language, tests and study-skills. 大部分测试题后有 OK 点滴, 这是针对语言、测试及学习技巧等方面帮助你的一些简单建议。

At the end of each of the six sections there are three or four tests (labelled *Practice Tests*) which reflect the format and style of the main public exams in English. They are designed to show you the type of tests used in these exams, but their content is based on the previous *OK!* tests in the section. The *Practice Tests* will provide useful revision of the language covered in any section of

English Tests, but if you want to take any of the public exams mentioned in this book, then you should follow a complete programme of study for the appropriate exam. 在六章测试的每一章后面，都有3个或4个测试（以“练习测试”标明）。这些测试反映了主要公共英语考试的形式和类型。设计这些“练习测试”是为了让你了解考试的题型，但是“练习测试”的内容是基于前面章节的OK!测试而出的。它对《英语测试》每一章涵盖的语言点都进行了有效的温习。但是，如果你打算参加本书所介绍的任何一种公共考试，你都应该遵循相应考试的完整学习计划。

At the end of the book there is a guide to the main British and American public exams, a grammar guide and the answer key to the tests. 本书的结尾提供了主要英美公共考试的考试指南、语法指南及测试答案。

CAN I USE **ENGLISH TESTS** IN DIFFERENT WAYS?

我可以用不同的方法来使用《英语测试》这本书吗？

The answer is yes! You don't need to start at test 1 and work through to test 100. You can use **English Tests** in the following ways: 答案是肯定的！你不必从测试1开始、通篇学习至测试100。你可按下列方法使用《英语测试》：

Browsing 浏览

Try a few tests to decide your level. 试着做几个测试来确定你的水平等级。

Revising 温习

If you are at elementary level or above in English, go through the beginner-level tests quickly to help you revise the language that you have already studied. You will always find new words or idioms. Look at the tips, too. 如果你的英语水平是初级或更高等级，快速浏览一下入门等级的测试，这可以帮助你温习你已经学过的语言点。你将总会发现新的词汇或习语，而且还要看OK点滴。

Studying 学习

Work systematically through the tests at your level and then try the ones above. 系统地完成你水平所在等级的测试，然后再尝试高一等级的题目。

Checking 检测

Do a specific test that revises a grammar point you feel unsure of. 做一个针对你拿不准的语法点进行回顾式的测试。

HOW DO I USE **ENGLISH TESTS**?

我如何使用《英语测试》这本书呢？

- 1 Choose the test you want to try. 选一个你想尝试的测试。
- 2 Do the test without looking at the answer key. 不看答案，完成测试。
- 3 Try not to use a dictionary when you first do the test. You may want to look up words later. 当你第一次做该测试时，不要用字典。过后你也许会需要查一些词汇。
- 4 Check the answers and write the mark *in pencil* in the box. 对照答案，将分数用铅笔填在分数栏中。
- 5 If appropriate, read the **OK!** tip and check you understand it. 在适当的时候，请阅读“知识点滴”，并要理解。
- 6 Later go back and do the test again. Compare your second mark with your first. 过后再做一遍该测试。比较第一次和第二次的分数。
- 7 Try the Practice Tests at the end of each section. 试着完成每一章后面的“练习测试”。

Remember, the aim of **English Tests** is to help you find out how good your English is. You don't have to be preparing for an exam to enjoy **English Tests** Finally, here's your first **OK!** tip – mistakes are a good way of learning, and learning is a great challenge, so enjoy it. 请记住，《英语测试》的目的是帮助你了解你的英语水平。你不必先做准备，然后再做测试。最后，你的第一个“知识点滴”就是——出错是一个学习的好方法，学习是一个巨大的挑战，请享受挑战带来的乐趣吧！

CONTENTS

目录

Introduction 引言 vii

Section 1 Test Your Tenses 时态测试 1

Section 2 Manage Modals 处理情态词 20

Section 3 Practise Pronouns and Prepositions 练习代词和介词 30

Section 4 Work with Words 词汇练习 39

Section 5 Add Adjectives and Adverbs 添加形容词和副词 58

Section 6 Wrestle with Word Order 词序大比拼 77

Exam guide 考试指南 98

Answer key 答案 111

TEST YOUR TENSES

时态测试

TEST 1

LEVEL ★

am, is and are

MARK:

DATE:

Complete the sentences with the correct pronoun and the correct form of the verb *to be*. 用正确的代词和动词 *to be* 的正确形式完成句子。

Example How *are you*? I'm fine.

1. Where the boys? in the garden.
2. three o'clock? No, quarter past three.
3. Who ? My name is John Lester.
4. this your book? No,
5. Are you busy? No,
6. Can you tell me your age? nineteen.
7. that woman your sister? No,
8. You and your friends must be English! No, English.
..... American.
9. What your father's job? an engineer.
10. John and Sally in Cannes this year? Yes,

OK! TIP 知识点滴

This is a simple test but be careful. Check how many words you should put in each space.

以上是一个简单的测试，但要细心做。检查一下每个空你应该填几个词。

TEST 2

LEVEL ★

MARK:

DATE:

He plays football once a week.

Rewrite the sentences with the correct form of the verb in brackets.
用括号中动词的正确形式改写句子。

Example I (not/watch) a lot of television.
I don't watch a lot of television.

- 1. Where Joanne (live)? She (live) in Newbury Road.
.....
- 2. They (go) to the supermarket every week.
.....
- 3. He (not/understand). Speak more slowly.
.....
- 4. Peter and Kay (not/want) to go to the party.
.....
- 5. The earth (go) round the sun.
.....
- 6. We (have) four children.
.....
- 7. It often (rain) in Britain.
.....
- 8. How many languages you (speak)?
..... ?
- 9. We (not/know) this town very well.
.....
- 10. When you and your family (go) on holiday?
..... ?

OK! TIP 知识点滴

Always leave time in a test to check your answers.
在每一个测试中都要留出时间来检查你的答案。

TEST 3

LEVEL ★

MARK:

DATE:

She lives in Australia.

She's working in America.

Rewrite the sentences using the correct form of the verb in brackets. Use the present continuous or the present simple. 用括号中动词的正确形式改写句子。请使用现在进行时或一般现在时。

Example Is Tom here? Yes, he (watch) television.
Is Tom here? Yes, he's watching television.

1. Where's Anne? She's in the kitchen. She (cook) supper.

2. My son (not/like) vegetables.

3. (think) you it's a good idea? I'm not sure.

4. Please stop talking! We (not/talk). We (work).

5. What your brother (do)? He's a doctor.

6. Where's Maria? She (study)? Yes, she (have) a lot of homework this week.

7. Plants (make) oxygen.

8. (work) you at the moment? Yes, I (teach) English to foreigners.

9. Come and look! It (snow). Isn't it beautiful?

10. Joe Thompson is a writer. He (write) every day, but he (not/write) today because he's ill.

TEST 4


LEVEL ★


Turn left. Don't turn right.


MARK:


DATE:


Look at the signs. Tick (✓) the correct instruction (a or b). 请看下列各标志。在正确的指令 (a 或 b) 旁画对勾 (✓)。


1. 


2. 


3. 

4. 

5. 

6. 

7. 

8. 

- | | | | |
|---|---|--------------------------------------|--------------------------|
| 1 | a | Drive slowly. There are children. | <input type="checkbox"/> |
| | b | Walk slowly if you are a child. | <input type="checkbox"/> |
| 2 | a | You can stay at this hotel. | <input type="checkbox"/> |
| | b | You can't stay at this hotel. | <input type="checkbox"/> |
| 3 | a | Please smoke. | <input type="checkbox"/> |
| | b | Please don't smoke. | <input type="checkbox"/> |
| 4 | a | Please don't get on this train. | <input type="checkbox"/> |
| | b | Please get on this train. | <input type="checkbox"/> |
| 5 | a | Take one bag on the plane. | <input type="checkbox"/> |
| | b | Take two or three bags on the plane. | <input type="checkbox"/> |
| 6 | a | Buy here at normal prices. | <input type="checkbox"/> |
| | b | Buy here at cheaper prices. | <input type="checkbox"/> |
| 7 | a | You can go in here. | <input type="checkbox"/> |
| | b | You can't go in here. | <input type="checkbox"/> |
| 8 | a | Go in through this door. | <input type="checkbox"/> |
| | b | Don't go in through this door. | <input type="checkbox"/> |

TEST 5

LEVEL ★★★★★

MARK:

DATE:

can and be able to

Read the advertisement. 阅读下面的广告。

OK! Get the Language Machine!

With this machine you can learn Russian as you learned your own language – from your mother. Simply by listening to the professionally recorded audio cassettes and repeating the sound, within a month you will be able to understand any sentence you hear and sound like a native when you speak. You can record your voice and the machine will correct your accent and your grammar.

The *OK!* Language Machine will teach you the Cyrillic alphabet so you will be able to recognise shop signs in Moscow immediately. No more asking for lunch in a tourist office!

DON'T DELAY!

PHONE OR FAX TODAY FOR YOUR *OK!* LANGUAGE MACHINE.

Complete the sentences with *can/can't* or *will/won't be able to*. 用 *can/can't* 或 *will/won't be able to* 完成句子。

1. You learn English with the *OK!* Language Machine.
2. You use audio cassettes with the machine.
3. After four weeks, you pronounce Russian correctly.
4. You write with the machine.
5. After you use the machine, you read words in Russian.
6. The machine correct your pronunciation.
7. In Moscow you recognise restaurant signs.
8. You fax your order for the machine.

OK! TIP 知识点滴

Remember that *can* is never followed by *to*.

请记住 *can* 后面从来不加 *to*。

TEST 6

LEVEL ★★

He learned English at home.

MARK:

DATE:

Complete the conversation using the correct form of the verb in brackets. 用括号中动词的正确形式完成对话。

- A You speak good English. Where did you learn it?
- B I (1) (learn) it at a language school in England a few years ago. And you? (2) (you/learn) at a school, too?
- A No, I (3) I (4) (work) in an office in the United States about three years ago.
- B Really? How long (5) (you/live) in the United States?
- A For about two and a half years.
- B (6) (you/enjoy) it?
- A Yes, I (7) (love) the life in America. (8) (you/like) England?
- B Yes, very much. I (9) (stay) with a lovely family but I (10) (not/like) the pubs much. They always closed so early!

OK! TIP 知识点滴

Read the whole conversation before you start the test. It will help you with the answers.

做题之前先把整段对话读一遍，这有助于得出答案。