

亚洲地区畅销逾 800 万册

附CD版

# SIDE by SIDE

THIRD EDITION

## 朗文国际英语教程

学生用书



最新版

第 1 册



Steven J. Molinsky

Bill Bliss



上海外语教育出版社

Longman 朗文



# SIDE by SIDE

THIRD EDITION

## 朗文国际英语教程

学生用书

最新版

第1册



Steven J. Molinsky  
Bill Bliss

Illustrated by

Richard E. Hill



外教社 上海外语教育出版社



Longman 朗文



# SIDE by SIDE

THIRD EDITION

BOOK  
1



Steven J. Molinsky  
Bill Bliss

*Illustrated by*

Richard E. Hill

**图书在版编目 (CIP) 数据**

朗文国际英语教程 (第 1 册) 学生用书·练习册 附CD版 / 莫林斯基 (Molinsky, S. J.), 布利斯 (Bliss, B.) 编; 邵严毅, 何平译注. —上海: 上海外语教育出版社, 2003

书名原文: Side by Side

ISBN 7-81080-820-6

I. 朗… II. ①莫… ②布… ③邵… ④何… III. 英语课-中学-教材

IV. G634.411

中国版本图书馆CIP数据核字 (2003) 第006165号

图字: 09-2002-679号

邵严毅 何平 译注

**出版发行: 上海外语教育出版社**

(上海外国语大学内) 邮编: 200083

电 话: 021-65425300 (总机)

电子邮箱: bookinfo@sflep.com.cn

网 址: <http://www.sflep.com.cn> <http://www.sflep.com>

责任编辑: 王冬梅

印 刷: 上海锦佳装璜印刷发展公司

经 销: 新华书店上海发行所

开 本: 850×1168 1/16 印张 20.75 字数 335 千字

版 次: 2003 年 6 月第 1 版 2006 年 6 月第 3 次印刷

印 数: 20 000 册

书 号: ISBN 7-81080-820-6 / G · 419

定 价: 71.50 元 (含CD)

本版图书如有印装质量问题, 可向本社调换

**Side by Side, 3rd edition  
Student Book 1**

Copyright © 2001 by Prentice Hall Regents

Addison Wesley Longman, Inc.

A Pearson Education Company.

All rights reserved.

No part of this publication may be reproduced,  
stored in a retrieval system, or transmitted  
in any form or by any means, electronic, mechanical,  
photocopying, recording, or otherwise,  
without the prior permission of the publisher.

Pearson Education, 10 Bank Street, White Plains, NY 10606

Vice president, director of publishing: *Allen Ascher*

Editorial manager: *Pam Fishman*

Vice president, director of design and production: *Rhea Banker*

Associate director of electronic production: *Aliza Greenblatt*

Production manager: *Ray Keating*

Director of manufacturing: *Patrice Fraccio*

Digital layout specialist: *Wendy Wolf*

Associate art director: *Elizabeth Carlson*

Interior design: *Elizabeth Carlson, Wendy Wolf*

Cover design: *Elizabeth Carlson*

Contributing *Side by Side* Gazette authors: *Laura English, Meredith Westfall*

Photo credits: p. 25, Walter Hodges/Corbis; p. 26, (*top, left*) Rhoda Sidney/Stock Boston, (*top, right*) Stuart Cohen/The Image Works, (*bottom, left*) Will & Deni McIntyre/Tony Stone Images, NY, (*bottom, right*) Ariel Skelley/The Stock Market; p. 54, (*top*) Spencer Grant/Liaison Agency, Inc., (*bottom*) Bachmann/The Image Works; p. 77, (*center*) Liane Enkelis/Stock Boston, (*left*) Bill Horsman/Stock Boston, (*right*) Robert Nickelsberg/Liaison Agency, Inc.; p. 78, (*top*) John Coletti/Stock Boston, (*second from top*) Torleif Svensson/The Stock Market, (*second from bottom*) Rick Smolan/Stock Boston, (*bottom*) Monika Graff/Stock Boston; p. 98 (*top*) Randi Anglin/The Image Works, (*second from top*) David S. Robbins/Tony Stone Images, NY, (*second from bottom*) Richemond/The Image Works, (*bottom*) Tony Stone Images, NY; p. 115, Starr/Stock Boston; p. 116, (*top left*) Topham/The Image Works, (*bottom, left*) Paolo Negri/Tony Stone Images, NY, (*center*) G. Salomone, Granata Press/The Image Works, (*right*) T & D McCarthy/The Stock Market; p. 140, (*top*) John Coletti/Stock Boston, (*center*) Index Stock Photography, (*bottom*) David Simson/Stock Boston; p. 165, (*bottom, right*) Eric Sander/Liaison Agency, Inc., (*top*) Jeff Greenberg/The Image Works, (*bottom, left*) Lee Snider/The Image Works; p. 166, (*top, left*) Jeff Greenberg/The Image Works, (*top, center*) Owen Franken/Corbis, (*top, right*) David Young-Wolff/Tony Stone Images, NY, (*bottom, left*) Frank Siteman/Omni-Photo Communications, Inc., (*bottom, center*) Willie L. Hill/The Image Works, (*bottom, right*) David Young-Wolff/PhotoEdit.

The authors gratefully acknowledge the contribution  
of Tina Carver in the development of the original  
*Side by Side* program.

Simplified Chinese edition copyright ©2003 by PEARSON EDUCATION NORTH ASIA  
LIMITED and SHANGHAI FOREIGN LANGUAGE EDUCATION PRESS.

*Side by Side* Student Book 1, 3rd edition by Molinsky & Bliss

Copyright ©2001

All Rights Reserved

Published by arrangement with the original publisher, Pearson Education, Inc., publishing as  
Prentice Hall Regents.

This edition is authorized for sale only in the People's Republic of China (excluding Taiwan and  
the Special Administrative Regions of Hong Kong and Macao).

本书由培生教育出版北亚洲有限公司授权上海外语教育出版社出版

仅供在中华人民共和国境内销售

本书封面贴有 Pearson Education 出版集团激光防伪标签, 无标签者不得销售。



## 序 言

编写英语学习基础阶段的教材有两种主要的方式，即以语法体系为主线 and 以交际功能为主线。这两种方式各有其侧重，同时又各有弊端。以语法体系为主线编写的教材重视学生对语法体系的系统掌握，重视建构句子的熟练程度和准确程度，但往往忽略了对学生交际能力的培养，其极端表现是通晓语法，但不善开口；以交际功能为主线编写的教材重视学生使用语言进行交际的能力的培养，但往往忽视对语言（包括语法、用词、发音等方面）准确性的要求，其极端表现是开口大胆，但语言错误比比皆是。交际是学习外语的根本目的，学了半天只知语法规则却无法和别人沟通交流，近乎白学；反之，语言的语法（从广义上说包括语言的语法、词汇、发音）规则是语言的根本，没有一句话离得开语法，那些只图满足眼前交际需要、不求坚实的语言功底的人迟早会发现自己词不达意、力不从心，并招人嗤笑。理想的教材和相应的教学方法应该寻找语法能力和交际能力之间合理的平衡，以及两者有机的结合。近年来国外和国内编写的不少教材都朝这个方向作了努力，并取得了不同程度的成功。由上海外语教育出版社从朗文出版社引进后改编出版的这套适用于中学英语教学的《朗文国际英语教程》(Side by Side) 我认为还是比较成功的一个例子。在这套教材的四册书中，每一课都有一个语法中心点，以及需要频繁使用该语法项的交际情景，于是学生刚学到的语法知识立即就能用到语言交际中去。因此可以毫不夸张地说从第一册第一课开始学生就能学会用英语进行交际了。该教材四册共五十课，几乎覆盖了英语语法的所有要点，从最基本的动词 to be 到动词 wish 后面从句中的虚拟式，而这五十个语法要点又分别和五十种常用的交际策略一一挂钩，在各种交际情景中得到操练和运用。这是本套教材最主要的优点。在抓住语法—交际这条主线的时候，编者对其他语言能力也没有忽略，每一课都有听力、阅读、发音这些组成部分，可见编者对学生语言能力的训练有较全面的考虑。每隔三课出现一期的“公报”(Gazette) 则以灵活、多样的形式为学生提供了富含文化信息的阅读材料。

一种教材能不能得到认可、能不能受到欢迎，在很大程度上取决于教师认为这套教材是否好教，是否容易上手。《朗文国际英语教程》这套教材尽管内容很丰富，但它的编排十分清晰，每一课的几个主要构成板块一目了然，十分便于教师使用，和有些进口教材过于花哨的编排相比，这应该说是它的另一优点。

目前我国大多数英语教师本身接受的英语教育比较传统，他们本身的语法能力大多高于交际能力，这或许是因为纯粹是交际法的教材在中国往往难以推广。《朗文国际英语教程》的每一课都包含语法和交际这两个板块，但同时又把它们有机地结合起来，这样的方式对大多数的教师来说是比较容易接受的，会觉得比较容易教。此外这套教材的教师用书（Teacher's Guide）内容十分详尽，为教师提供了很大的方便。

《朗文国际英语教程》虽然不是一套适用于零起点学生的教材，但它所要求的起点并不高。就目前我国大中城市的中小学英语教学水平来看，具有小学到初中的英语基础便可使用这套教材，因此这是一套适用面较广的教材。

这套教材的版面设计生动多彩，印刷精美，打开一本书就犹如打开一本儿童动画书，我想这对我们的中小学生会很有吸引力，也有利于营造一种宽松的学习气氛。

我国的英语热已经从大中学校扩大到小学、幼儿园，出现明显的低龄化倾向。要取得理想的教学效果，选定一种好的、适合实际需要的教材是关键，这对中小学生尤为重要。一旦选定了教材，接下来便是如何用好教好它的问题了。《朗文国际英语教程》无疑是一套好教材，我相信只要我们广大的教师能多动脑筋，多下功夫，就一定能用好这套教材，收到理想的教学效果。

何兆熊  
2002年10月

# CONTENTS 目录

<b>1 To Be: Introduction</b> Personal Information Meeting People	<b>To Be: 简介</b> 个人信息 与人会面	<b>1</b>
<b>2 To Be + Location</b> <b>Subject Pronouns</b> Classroom Objects Rooms in the Home Cities and Nationalities Places Around Town	<b>To Be + 地点</b> 主格代词 教室物品 家中房间 城市和国籍 市内场所	<b>7</b>
<b>3 Present Continuous Tense</b> Everyday Activities	<b>现在进行时</b> 日常活动	<b>17</b>
<b>SIDE by SIDE Gazette</b>	<b>公报</b>	<b>25</b>
<b>4 To Be: Short Answers</b> <b>Possessive Adjectives</b> Everyday Activities	<b>To Be: 简短回答</b> 所有格形容词 日常活动	<b>27</b>
<b>5 To Be:</b> <b>Yes/No Questions</b> <b>Short Answers</b> <b>Adjectives</b> <b>Possessive Nouns</b> Describing People and Things Weather	<b>To Be:</b> 一般疑问句 简短回答 形容词 所有格名词 描述人和物 天气	<b>35</b>
<b>6 To Be: Review</b> <b>Present Continuous Tense:</b> <b>Review</b> <b>Prepositions of Location</b> Family Members Describing Activities and Events	<b>To Be: 复习</b> 现在进行时: 复习 地点介词 家庭成员 描述活动和事件	<b>45</b>
<b>SIDE by SIDE Gazette</b>	<b>公报</b>	<b>53</b>
<b>7 Prepositions</b> <b>There Is/There Are</b> <b>Singular/Plural: Introduction</b> Places Around Town Locating Places Describing Neighborhoods Describing Apartments	<b>介词</b> <b>There Is/There Are</b> 单数/复数: 简介 市内场所 地理位置 描述社区环境 描述公寓住宅	<b>55</b>

<b>8 Singular/Plural</b> <b>Adjectives</b> <b>This/That/These/Those</b> Clothing Colors Shopping for Clothing	<b>单数/复数</b> <b>形容词</b> <b>This/That/These/Those</b> 衣物 色彩 购买衣物	<b>67</b>
<b>SIDE by SIDE Gazette</b>	<b>公报</b>	<b>77</b>
<b>9 Simple Present Tense</b> Languages and Nationalities Everyday Activities	<b>一般现在时</b> 语言和国籍 日常活动	<b>79</b>
<b>10 Simple Present Tense:</b> <b>Yes/No Questions</b> <b>Negatives</b> <b>Short Answers</b> Habitual Actions People's Interests and Activities	<b>一般现在时:</b> 一般疑问句 否定 简短回答 习惯行为 兴趣和活动	<b>87</b>
<b>SIDE by SIDE Gazette</b>	<b>公报</b>	<b>97</b>
<b>11 Object Pronouns</b> <b>Simple Present Tense:</b> <b>-s vs. non-s Endings</b> <b>Have/Has</b> <b>Adverbs of Frequency</b> Describing Frequency of Actions Describing People	<b>宾格代词</b> <b>一般现在时:</b> 词尾加 s 和不加 s <b>Have/Has</b> 频度副词 描述动作发生频率 描述人物	<b>99</b>
<b>12 Contrast: Simple Present and</b> <b>Present Continuous Tenses</b> <b>Adjectives</b> Feelings and Emotions Describing Usual and Unusual Activities	<b>对比: 一般现在时和</b> <b>现在进行时</b> <b>形容词</b> 感觉和情感 描述经常发生和不经 常发生的行为活动	<b>107</b>
<b>SIDE by SIDE Gazette</b>	<b>公报</b>	<b>115</b>



<b>13</b>	<b>Can Have to</b>	<b>Can Have to 117</b>
	Expressing Ability	表达能力
	Occupations	职业
	Looking for a Job	找工作
	Expressing Obligation	表达义务
	Invitations	邀请

<b>14</b>	<b>Future: Going to Time Expressions Want to</b>	<b>将来时: Going to 时间表达法 Want to 127</b>
	Describing Future Plans and Intentions	描述将来的计划和打算
	Expressing Wants	表达愿望
	Weather Forecasts	天气预报
	Telling Time	报时间
	Making Predictions	预测

## SIDE by SIDE Gazette 公报 139

<b>15</b>	<b>Past Tense: Regular Verbs Introduction to Irregular Verbs</b>	<b>过去时: 规则动词 介绍不规则动词 141</b>
	Past Actions and Activities	过去的动作和活动
	Ailments	疾病
	Describing an Event	描述事件
	Making a Doctor's Appointment	与医生预约

<b>16</b>	<b>Past Tense: Yes/No Questions Short Answers WH-Questions More Irregular Verbs Time Expressions</b>	<b>过去时: 一般疑问句 简短回答 特殊疑问句 更多不规则动词 时间表达法 149</b>
	Reporting Past Actions and Activities	述说过去的动作和活动
	Giving Reasons	给出原因
	Giving Excuses	给出理由

<b>17</b>	<b>To Be: Past Tense</b>	<b>To Be: 过去时 157</b>
	Television Commercials	电视广告
	Describing Physical States and Emotions	描述身体状况和情感
	Telling About the Past	讲述过去
	Biographies and Autobiographies	传记和自传

## SIDE by SIDE Gazette 公报 165

<b>APPENDIX</b>	<b>附录</b>	
Listening Scripts	听力文字	167
Glossary	词汇表	171
Cardinal Numbers	基数词	174
Irregular Verbs: Past Tense	不规则动词: 过去时	174

<b>INDEX</b>	<b>索引</b>	<b>175</b>
--------------	-----------	------------

## How to Say It! (Communication Strategies) (交际策略)

Meeting People	与人会面	3
Greeting People	问候	13
Checking Understanding	检查理解情况	21
Attracting Someone's Attention	吸引某人的注意力	30
Calling Someone You Know on the Telephone	给认识的人打电话	40
Introducing People	介绍某人	51
Expressing Gratitude	表达谢意	57
Complimenting	赞扬某人	74
Hesitating	犹豫	84
Starting a Conversation	引出谈话	95
Reacting to Information	对信息作出反应	103
Reacting to Bad News	对坏消息作出反应	111
Apologizing	道歉	123
Asking the Time	询问时间	135
Saying How You Feel	表达自己的感受	142
Giving an Excuse	给出理由	153
Recommending Products	推荐产品	159

## Pronunciation 发音练习

Linked Sounds	连读	6
Reduced and	弱读and	16
Reduced What are & Where are	弱读What are与Where are	24
Deleted h	略读h	34
Yes/No Questions with or	选择疑问句	44
Stressed and Unstressed Words	重读和非重读单词	52
Rising Intonation to Check Understanding	用升调来检查理解情况	66
Emphasized Words	重读单词	76
Blending with does	与does 连在一起缩写	86
Reduced of	弱读of	96
Deleted h	略读h	106
Reduced to	弱读to	114
Can & Can't	Can 与 Can't	126
Going to & Want to	Going to 与 Want to	137
Past Tense Endings	过去时词尾	148
Did you	Did you	156
Intonation of Yes/No Questions and WH-Questions	一般疑问句和特殊疑问句的语调	164

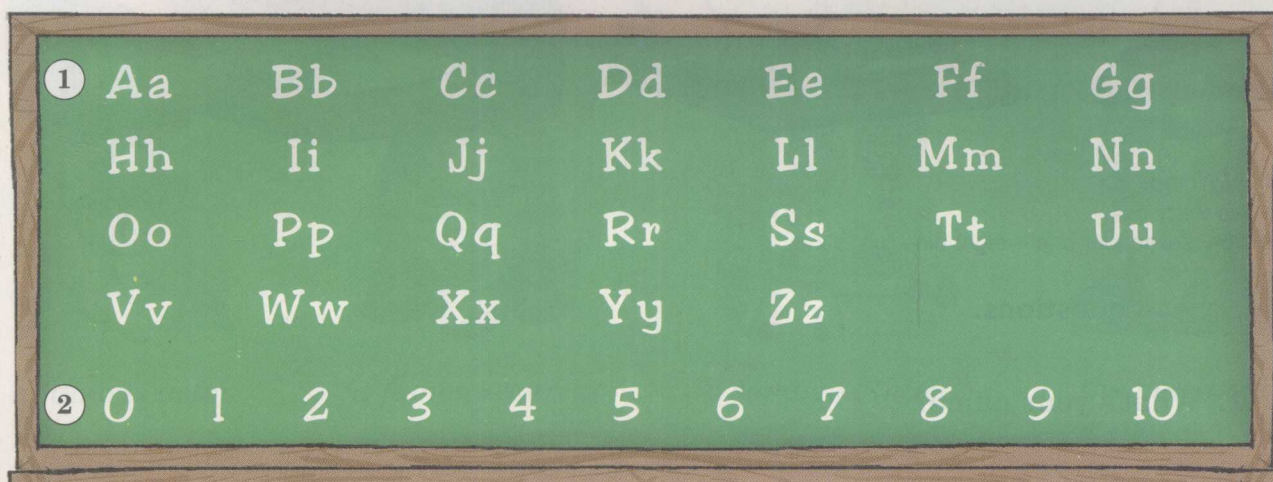


## To Be: Introduction

• Personal Information

• Meeting People

### VOCABULARY PREVIEW

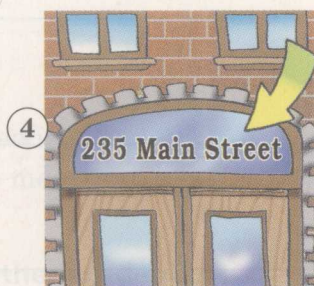


1. alphabet

2. numbers



3. name




4. address



5. telephone number  
phone number



# What's Your Name?



\* What's = What is

235 = two thirty-five

741-8906 = seven four one - eight nine "oh" six

Answer these questions.

1. What's your name?

---

2. What's your address?

---

3. What's your phone number?

---

4. Where are you from?

---

Now practice with other students in your class.



## ROLE PLAY *A Famous Person*

Interview a famous person. Make up addresses, phone numbers, and cities. Use your imagination! Practice with another student. Then present your role play to the class.



A. What's your name?

B. My name is \_\_\_\_\_.

A. \_\_\_\_\_ address?

B. \_\_\_\_\_.

A. \_\_\_\_\_ phone number?

B. \_\_\_\_\_.

A. Where are you from?

B. \_\_\_\_\_.



*a famous actor*



*a famous actress*



*a famous athlete*



*the president\*  
of your country*

## How to Say It!

### Meeting People

A. Hello. My name is *Peter Lewis*.

B. Hi. I'm *Nancy Lee*. Nice to meet you.

A. Nice to meet you, too.

Practice conversations with other students.



\* president/prime minister/leader



## READING

### WHAT'S YOUR NAME?



My name is David Carter. I'm American. I'm from San Francisco.



My name is Mrs. Grant. My phone number is 549-2376.




My name is Ms. Martinez. My telephone number is (213) 694-5555. My fax number is (213) 694-5557.




My name is Peter Black. My address is 378 Main Street, Waterville, Florida. My license number is 921DCG.



My name is Susan Miller. My apartment number is 4-B.



My name is Mr. Santini. My e-mail address is TeacherJoe@worldnet.com.\*



My name is William Chen. My address is 294 River Street, Brooklyn, New York. My telephone number is 469-7750. My social security number is 044-35-9862.

\* "TeacherJoe at worldnet-dot-com"






## READING CHECK-UP

### MATCH

- |                               |                            |
|-------------------------------|----------------------------|
| ___ 1. name                   | a. 549-2376                |
| ___ 2. address                | b. 4-B                     |
| ___ 3. phone number           | c. TeacherJoe@worldnet.com |
| ___ 4. apartment number       | d. William Chen            |
| ___ 5. social security number | e. 378 Main Street         |
| ___ 6. e-mail address         | f. 044-35-9862             |

## LISTENING


Listen and choose the correct answer.



- |                        |                          |
|------------------------|--------------------------|
| 1. a. Mary Black       | 4. a. 295-4870           |
| b. Mrs. Grant          | b. 259-4087              |
| 2. a. 265 River Street | 5. a. 032-98-6175        |
| b. 265 Main Street     | b. 032-89-6179           |
| 3. a. 5-C              | 6. a. maryb@worldnet.com |
| b. 9-D                 | b. garyd@worldnet.com    |

## INTERVIEW Spelling Names

Practice the conversation.



- A. What's your last name?  
 B. Kelly.  
 A. How do you spell that?  
 B. K-E-L-L-Y.  
 A. What's your first name?  
 B. Sarah.  
 A. How do you spell that?  
 B. S-A-R-A-H.

Now interview students in your class.

	LAST NAME	FIRST NAME
1.		
2.		
3.		
4.		
5.		
6.		
7.		
8.		



## PRONUNCIATION *Linked Sounds*

Listen. Then say it.

My name is Maria.

My address is 10 Main Street.


My apartment number is 3B.

Say it. Then listen.

My name is David.

My address is 9 River Street.

My phone number is 941-2238.



Write about yourself  
in your journal.



My name is \_\_\_\_\_.

My address is \_\_\_\_\_.

My phone number is \_\_\_\_\_.

I'm from \_\_\_\_\_.

## CHAPTER SUMMARY

### GRAMMAR 语法

#### To Be

am	I am from Mexico City. (I am)
is	What's your name? (What is) My name is Maria.
are	Where are you from?

### KEY VOCABULARY 关键词汇

#### PERSONAL INFORMATION 个人信息

name  
first name  
last name  
address  
e-mail address

telephone number  
phone number  
apartment number  
fax number

#### MEETING PEOPLE 与人会面

Hello.

Hi.

My name is \_\_\_\_\_.

I'm \_\_\_\_\_.

Nice to meet you.

Nice to meet you, too.





# 2

## To Be + Location Subject Pronouns

- Classroom Objects
- Cities and Nationalities
- Rooms in the Home
- Places Around Town

### VOCABULARY PREVIEW




1. pen
2. pencil
3. book
4. desk
5. computer

6. bank
7. supermarket
8. post office
9. restaurant
10. library

11. living room
12. dining room
13. kitchen
14. bedroom
15. bathroom



# In the Classroom



1. pen
2. book
3. pencil
4. notebook
5. bookshelf

6. globe
7. map
8. board
9. wall

10. clock
11. bulletin board
12. computer
13. table

14. chair
15. ruler
16. desk
17. dictionary