

New Concept International Chinese Multimedia Series



大学汉语初级口语(上)

Chinese

for College Students

Elementary Speaking (I)

吕文杰 张青岭 李春红 编



华语教学出版社
SINOLINGUA

DÀXUÉ HÀNYŮ

大学汉语

Chinese for College Students

CHŪJÍ KǒUYŮ (SHÀNG)

初级口语(上)

Elementary Speaking (I)

吕文杰

张青岭 编

李春红



华语教学出版社
SINOLINGUA

责任编辑:任 蕾 韩 颖

封面设计:李 佳

插图:张 晗

印刷监制:佟汉冬

图书在版编目(CIP)数据

大学汉语初级口语. 上:汉英对照/吕文杰,张青岭,李春红编. —北京:华语教学出版社,2009
ISBN 978-7-80200-429-0

I. 大… II. ①吕… ②张… ③李… III. 汉语-口语-对外汉语教学-教材 IV. H195.4

中国版本图书馆 CIP 数据核字(2009)第 026181 号

大学汉语初级口语

(上)

吕文杰 张青岭 李春红 编

*

华语教学出版社

© 华语教学出版社出版

(中国北京百万庄大街 24 号 邮政编码 100037)

电话:(86)10-68320585

传真:(86)10-68326333

网址:www.sinolingua.com.cn

电子信箱:hyjx@sinolingua.com.cn

北京外文印刷厂印刷

中国国际图书贸易总公司海外发行

(中国北京车公庄西路 35 号)

北京邮政信箱第 399 号 邮政编码 100044

新华书店国内发行

2009 年(16 开)第一版

ISBN 978-7-80200-429-0

前 言

《大学汉语初级口语》是为母语为非汉语的学习者编写的汉语口语初级教材,供零起点的学习者使用,可用于课堂教学,也可用于自学。通过本课程的学习,学习者能够掌握 700 个左右汉语常用词汇的用法,能够掌握汉语句子的基本语法构造,能进行基本的日常会话。

本教程分上、下两册,每册 16 课。每课主要由课文、生词、语言点、补充对话、补充词语和综合练习六部分组成,有些部分还有相关文化知识的注释说明。每课约为 4 课时的教学内容,按每周 4 课时计算,上、下册可供一个学年使用。

口语教材以培养学习者用汉语进行口语交际的能力为宗旨。本教材以交际功能为纲,选择了 40 多个日常交际功能项目作为全书的脉络,围绕功能项目编排课文。教材的课文主要包括两个部分,一是围绕一两个功能项目的 2~4 个对话,一是成段表达。所用语料都力求选取生活中最基本、最常用的部分,这些材料都是真实的生活语言(编者根据需要稍加调整规范)。

本教材的词汇以《汉语水平词汇与汉字等级大纲》所列的甲级词为主,分生词、补充词语、专有名词三部分。其中部分补充词语将在生词中复现。

本教材的语言点部分对汉语的基本语法结构和一些常用词语的用法作了简单明了的注释说明,供授课教师和学习者参考。

补充对话部分是对本课功能项目的强化和扩展,以使学习者巩固所学功能的表达,扩大词汇量,丰富同一功能的表达方式。建议使用者将这一部分作为课下的扩充材料使用,不占用课堂授课的时间。

本教材编排了丰富多样的练习内容。练习的编排既注意形式的多样性、有效性,也注意了体例的前后一致性。内容包括语音、词汇、句法、成段表达等各个层面,教师可以根据需要灵活使用。

本教材还对教材中出现的一些文化知识作了简短的注释,便于学习者理解。

对于本教材中的纰漏和不足,欢迎使用者提出宝贵意见。

编 者

2008 年 7 月

Preface

Elementary Speaking has been compiled for non-native Chinese students who know nothing about Chinese language and culture. It can be used for classroom teaching and also self-study. By using this book, one can master a vocabulary of about 700 frequently-used Chinese words, basic grammar structure of Chinese sentences, and day-to-day dialogues with others.

This series is comprised of two volumes. Each lesson includes text, new words, grammar points, supplementary dialogue, supplemental words and general exercises. In some parts there are also cultural explanations. Each lesson takes about four hours. Based on four hours study per week, this series can be used for a full academic year.

The goal of this series is to provide students with the ability to communicate using oral Chinese. Therefore, based on functional communication, more than 40 day-to-day communication points are used as the outline to write the text. The lessons typically include two parts. The first is made up of 2 to four dialogues about one or two communication points. The second is an article either related to the communication points or describing elements of Chinese culture. All the dialogs presented in this series are derived from the most elementary materials selected from everyday language (some source material has been slightly adjusted according to the students' needs).

Most of the vocabulary in this book is selected from Level 1 listed in the *Outline of the Graded Vocabulary for HSK*, a standardized test for Chinese language. They are organized in new words, proper nouns and supplemental words. Some in the supplemental words will reappear in new words.

The grammar points in this book offer some brief explanations regarding basic Chinese syntax and everyday vocabulary.

The supplementary dialogues are intended to strengthen and extend the function of the lesson, helping users to master the words and increase their vocabulary. Users in the classroom environment should consider this as supplementary material for self study, leaving more time during class to focus on the principal portions of the lessons.

This series includes many different exercises in effective forms and diversified styles covering phonetics, vocabulary, syntax, expression in paragraphs and etc.

Brief explanations regarding Chinese culture in the texts are also provided.

For the careless mistakes and deficiencies, we welcome the reader's precious advice.

Compiler

July, 2008




目 录

Contents

第 一 课	欢迎你来北京	1
Lesson 1	Welcome to Beijing	
第 二 课	你叫什么名字?	11
Lesson 2	What is your name?	
第 三 课	你们班有几门课?	23
Lesson 3	How many lessons do you have?	
第 四 课	有时间到我家玩儿	36
Lesson 4	Come to my home if you have time	
第 五 课	欢迎你来我家	49
Lesson 5	Welcome to my home	
第 六 课	今天几号?	62
Lesson 6	What's the date today?	
第 七 课	橘子多少钱一斤?	75
Lesson 7	How much is one <i>jin</i> of oranges?	
第 八 课	邮局怎么走?	90
Lesson 8	How can I get to the post office?	
第 九 课	买两张车票	102
Lesson 9	Buying two tickets	
第 十 课	张明在吗?	116
Lesson 10	Is Zhang Ming there?	
第十一课	这儿兑换外币吗?	129
Lesson 11	Do you exchange the foreign currency here?	
第十二课	在邮局	142
Lesson 12	In the post office	




第十三课	明天天气怎么样?	155
Lesson 13	What will the weather be like tomorrow?	
第十四课	大概感冒了	168
Lesson 14	Maybe you have caught a cold	
第十五课	来盘儿麻辣豆腐	181
Lesson 15	I'll have a dish of spicy and hot bean curd	
第十六课	你喜欢什么?	195
Lesson 16	What do you like?	
词汇总表	208
Vocabulary		
补充词语	226
Supplemental words		
专 名	234
Proper nouns		



Dì-yī kè
第一课

Huānyíng nǐ lái Běijīng
欢迎你来北京
Welcome to Beijing



(Zài lùshang, xuésheng yùdào lǎoshī)
(在路上, 学生遇到老师)

(A student meeting the teacher on the road)

Lǎoshī: Nǐ hǎo!

老师: 你好!

Teacher: Hello!

Xuésheng: Lǎoshī, nín hǎo!

学生: 老师, 您好!

Student: Hello, teacher!



(Liǎnggè tóngxué zài lùshang xiāngyù)
(两个同学在路上相遇)

(Two students meeting on the road)

Zhāng Míng: Zǎoshang hǎo!

张明: 早上好!

Zhang Ming: Good morning!

Shāntián: Zǎoshang hǎo!

山田: 早上好!

Yamata: Good morning!





(Zhāng Míng dào jīchǎng jiē Jié fū)
(张明到机场接杰夫)

(Zhang Ming meeting Jeff in the airport)

Jiéfū: Nǐ hǎo!

杰夫: 你好!

Jeff: Hello!

Zhāng Míng: Nín hǎo!

张明: 您好!

Zhang Ming: Hello!

Jiéfū: Wǒ shì Jiéfū.

杰夫: 我是杰夫。

Jeff: I'm Jeff.

Zhāng Míng: Wǒ shì Zhāng Míng.

张明: 我是张明。

Zhang Ming: I'm Zhang Ming.

Jiéfū: Jiàndào nǐ wǒ hěn gāoxìng.

杰夫: 见到你我很高兴。

Jeff: Nice to meet you.

Zhāng Míng: Jiàndào nǐ wǒ yě hěn gāoxìng. Huānyíng nǐ lái Běijīng.


张明: 见到你我也很高兴。欢迎你来北京。


Zhang Ming: Nice to meet you too. Welcome to Beijing.

Jiéfū: Xièxie.

杰夫: 谢谢。

Jeff: Thank you.





生词

New words

- | | | | |
|--------|----------|-------|-------------------|
| 1. 在 | zài | prep. | in, at, on |
| 2. 路上 | lùshang | n. | on the road |
| 3. 学生 | xuésheng | n. | student |
| 4. 遇到 | yùdào | v. | meet with |
| 5. 老师 | lǎoshī | n. | teacher |
| 6. 你 | nǐ | pron. | you |
| 7. 好 | hǎo | adj. | good |
| 8. 您 | nín | pron. | you (polite form) |
| 9. 两 | liǎng | num. | two |
| 10. 个 | gè | mw. | (measure word) |
| 11. 同学 | tóngxué | n. | classmate |
| 12. 相遇 | xiāngyù | v. | encounter |
| 13. 早上 | zǎoshang | n. | morning |
| 14. 机场 | jīchǎng | n. | airport |
| 15. 接 | jiē | v. | pick up |
| 16. 我 | wǒ | pron. | I |
| 17. 是 | shì | v. | be |
| 18. 见到 | jiàndào | v. | see |
| 19. 很 | hěn | adv. | very |
| 20. 高兴 | gāoxìng | adj. | pleased |
| 21. 欢迎 | huānyíng | v. | welcome |
| 22. 来 | lái | v. | come |
| 23. 谢谢 | xièxie | v. | thank you |



专 名

Proper nouns

- | | | |
|-------|------------|------------|
| 1. 山田 | Shāntián | Yamata |
| 2. 张明 | Zhāng Míng | Zhang Ming |
| 3. 杰夫 | Jiéfū | Jeff |
| 4. 北京 | Běijīng | Beijing |

语言点

Language points

1 你好 Hello

见面时常用的问候语,可以在任何时间、任何场合使用。

The commonly-used greeting sentence when meeting each other, it can be used at any time and on any occasion.

2 您好 Hello

见面时常用的问候语,比“你好”更客气、更有礼貌。一般用于比自己年长或者地位高的人,有的时候为表示对对方的尊敬也可以使用。

The commonly-used greeting sentence when meeting each other, it's more polite and courteous than 你好. Usually it is used for the person who is older or has higher status than oneself, sometimes it is also used when indicating respect for others.

3 “我是杰夫” I am Jeff

动词“是”和后面的宾语构成谓语部分,说明主语是什么,这种句子叫“是字句”。它的基本形式是“A 是 B”,“是”一般读轻声。例如:



The verb 是 and the following object compose the predicate, which explains what the subject is. Sentences like this are called 是-sentences, whose basic form is “A is B”, normally the word 是 is pronounced lightly. E.g.:

Wǒ shì Zhāng Míng
1. 我是张明。

I am Zhang Ming.

Wǒ shì lǎoshī.
2. 我是老师。

I am a teacher.

补充对话

Supplemental dialogues

阅读下列补充对话, 注意基本句式的使用方法
Read the following supplemental dialogues and pay
attention to the usage of the basic
sentence pattern

见面打招呼


Greeting when they meet

Xuésheng: Lǎoshī, Nín hǎo!
1. 学 生: 老 师, 您 好!
Student: Hello, teacher!

Lǎoshī: Nǐ hǎo!
老 师: 你 好!
Teacher: Hello!

Jiéfū: Xiàwǔ hǎo!
2. 杰 夫: 下 午 好!
Jeff: Good afternoon!





Shāntián:

山 田:

Yamata:

Xiàwǔ hǎo!

下午好!

Good afternoon!

Xuésheng:

3. 学 生:

Student:

Lǎoshī hǎo!

老师好!

Hello, teacher!

Lǎoshī:

老 师:

Teacher:

Tóngxuémen hǎo!

同学们好!

Hello, boys and girls!



用“是字句”作介绍

Using the 是-sentence to introduce

Zhāng Míng:

1. 张 明:

Zhang Ming:

Wǒ shì Zhāng Míng.

我是张明。

I am Zhang Ming.

Shāntián:

山 田:

Yamata:

Wǒ shì Shāntián.

我是山田。

I am Yamata.

Zhāng Míng:

2. 张 明:

Zhang Ming:

Wǒ shì Zhōngguó rén.

我是中国人。

I am Chinese.

Jīn Zhēnshū:

金 珍 淑:

Kim Jin-suk:

Wǒ shì Hánguó rén.

我是韩国人。

I am Korean.

Zhāng Míng:

张 明:

Zhang Ming:

Huānyíng nǐ lái Zhōngguó.

欢迎你来中国。

Welcome to China.

Jīn Zhēnshū:

金 珍 淑:

Kim Jin-suk:

Xièxie.

谢谢。

Thank you.





- Jīn Zhēnshū: Wǒ shì xuéshēng.
3. 金珍淑: 我是学生。
Kim Jin-suk: I am a student.
- Jīn Tàiwán: Wǒ shì lǎoshī.
金泰完: 我是老师。
Kim Tae-wan: I am a teacher.
- Jīn Zhēnshū: Wǒ shì Hánguó rén.
金珍淑: 我是韩国人。
Kim Jin-suk: I am Korean.
- Jīn Tàiwán: Wǒ yě shì Hánguó rén.
金泰完: 我也是韩国人。
Kim Tae-wan: I am also Korean.

补充词语


Supplemental words

- | | | | |
|-------|-------|-------------|-----------------|
| 1. 下午 | xiàwǔ | <i>n.</i> | afternoon |
| 2. 们 | men | <i>suf.</i> | (plural marker) |
| 3. 人 | rén | <i>n.</i> | people |
| 4. 也 | yě | <i>adv.</i> | too |

专名

Proper nouns

- | | | |
|--------|-------------|-------------|
| 1. 中国 | Zhōngguó | China |
| 2. 金珍淑 | Jīn Zhēnshū | Kim Jin-suk |
| 3. 金泰完 | Jīn Tàiwán | Kim Tae-wan |
| 4. 韩国 | Hánguó | South Korea |



综合练习

Exercises

语音训练

Pronunciation training

1 辨音练习:

Pronunciation exercise:

a—o	o—e	i—u	u—ü—er	
ai—ei	ao—ou	b—p	m—f	m—n
d—t	n—l			

2 大声朗读下列音节, 注意声调的读法:

Read the following syllables loudly and pay attention to the tone:

bā	pó	mì	fú	dé	tāo	nǚ	lóu
Bālí	méiyǒu	tǐlì	bú lèi	lái le	lóu dào	měi nǚ	

3 听一听, 读一读, 注意轻声的读法:


Listen and read, pay attention to the light tone:

bàba	wǒde	tāmen	nǐ ne
shénme	pǎo le	mántou	zhèli

4 跟读然后模仿:

Follow and imitate:

1. Wǒ de bàba lái le.
2. Nǐ gěi wǒ yí gè lí.
3. Lǎoshī bù dǎ tā.



二
用正确的语调朗读下列句子
Read the following sentences

1. 你好!
2. 您好!
3. 我是杰夫。
4. 见到你我很高兴。
5. 欢迎你来北京。

三
替换练习
Substitution exercise

1. 你好!

您
你们
同学们

2. 欢迎你来北京。

你们 北京大学^①
你 留学生会馆^②
你 中国


四
连词成句
Form sentences

1. 张明 我 是

2. 中国 你 欢迎 来

① 北京大学(Běijīng Dàxué Peking University)

② 留学生会馆(liúxuéshēng huìguǎn Foreign Students Assembly Hall)



五

完成对话

Complete the dialogues

1. 杰 夫：你好！

张 明：_____！

2. 杰 夫：我是杰夫。

张 明：_____。欢迎你来北京。

杰 夫：_____。

六

课堂表演

Role-play

请同学们两两相互问候。

Ask students to work in pairs and greet each other.

七

看图片朗读词语

Look at the pictures and read the words

Chángchéng

1. 长 城

Great Wall

Gùgōng

2. 故 宫

Imperial Palace

Bīngmǎyǒng

3. 兵 马 俑

Terracotta Warriors and Horses

Huáng Hé

4. 黄 河

Yellow River

