

全球最受欢迎的钢琴入门教材

# 巴斯蒂安

技巧

钢琴基础教程(一)



上海远东出版社

I 624  
P1



# 巴斯蒂安钢琴基础教程(一)

## 技 巧

〔美〕詹姆斯·巴斯蒂安 著

张 雄 译

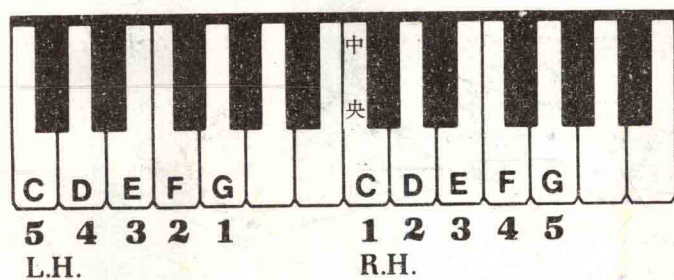
### 目 录

	本书	基础	乐理	演奏
√ 预备练习.....C音开始的手位,legato,二度音程 .....	2	16	11	
爬过小节线.....	3	17		
玩跷跷板				
鲸 鱼.....	4	18	12	8
章 鱼				
旋转木马.....三度音程 .....	5	22	14	10
马戏团的小丑				
乘环形轨道车.....C音开始的手位,二度音程,f,P .....	6	30	20	12
在大转轮上.....	7	31	21	
两只猴子.....二度音程 .....	8	32	22	14
三头长颈鹿.....三度音程 .....	9	33	23	15
浮 云.....连线 .....	10	34	24	16
气球飞了				
相连的音符.....延音连线,连线 .....	11	35		
都连上了				
四只乌鸦.....四度音程 .....	12	36	26	18
五只兔子.....五度音程 .....	13	38	27	19
旋律音程	14	39	28	20
和声音程				
马蹄声声.....旋律音程与和声音程 .....	15	40	29	21
峡谷回声				
动听的和弦.....和弦 .....	16	41	30	22
旋律与和弦				
竖琴和弦.....分解和弦 .....	17	43		
滑滑梯.....中央C的手位 .....	18	44	32	24
春天的蜜蜂.....  .....	19	46	33	26
毛毛虫在爬				
听那风声.....  .....	20	48	34	27
转不停的风车	21	50		
二度音程和三度音程.....G音开始的手位 .....	22	52	36	28
跳房子				
G和弦.....和弦与分解和弦 .....	23	54		
布吉舞				
跳起来.....断奏 .....	24	56	37	30
蹦蹦球				
木鞋舞.....	25	57		
闯入太空.....b .....	26	58	38	
机器人伙伴				
跳摇摆舞.....	27	59	39	
二个音.....分句 .....	28	60		
三个音				
侧手翻.....分解和弦(琶音) .....	29	61		
玩蛇人.....五指练习 .....	30	62	40	
印第安武士.....旋律音程与和声音程 .....	31	63		
课外练习.....	32			

\*一条曲目掌握后,教师或学生可在空栏处打√。



### C 音开始的手位



### 练习指导

1. 手指弯曲, 弹奏均匀。
2. 连贯地弹奏, 音与音的连接要平稳。
3. 开始时慢弹, 熟练后再加快弹奏速度。
4. 大声弹或轻弹。

第3—5页的练习指导同本页。

## 预备练习

R.H.


L.H.

同时练习《基础》(一)第16页。

# 爬过小节线

R.H.  $\overset{\circ}{E}_3$   $\overset{\circ}{D}_2$   $\overset{\circ}{C}_1$   $\overset{\circ}{D}_2$  |  $\overset{\circ}{E}_3$   $\overset{\circ}{D}_2$   $\overset{\circ}{C}_1$   $\overset{\circ}{D}_2$  |  $\overset{\circ}{E}_3$   $\overset{\circ}{D}_2$   $\overset{\circ}{E}_3$   $\overset{\circ}{F}_4$  |  $\overset{\circ}{G}_5$  |

L.H.  $\overset{\circ}{E}_3$   $\overset{\circ}{F}_4$   $\overset{\circ}{G}_5$   $\overset{\circ}{F}_4$  |  $\overset{\circ}{E}_3$   $\overset{\circ}{F}_4$   $\overset{\circ}{G}_5$   $\overset{\circ}{F}_4$  |  $\overset{\circ}{E}_3$   $\overset{\circ}{F}_4$   $\overset{\circ}{E}_3$   $\overset{\circ}{D}_4$  |  $\overset{\circ}{C}_5$  :||



# 玩跷跷板

R.H.  $\overset{\circ}{C}_1$   $\overset{\circ}{D}_2$   $\overset{\circ}{C}_1$   $\overset{\circ}{D}_2$  |  $\overset{\circ}{E}_3$   $\overset{\circ}{D}_2$   $\overset{\circ}{E}_3$   $\overset{\circ}{D}_2$  |  $\overset{\circ}{E}_3$   $\overset{\circ}{F}_4$   $\overset{\circ}{E}_3$   $\overset{\circ}{F}_4$  |  $\overset{\circ}{G}_5$  |

L.H.  $\overset{\circ}{G}_5$   $\overset{\circ}{F}_4$   $\overset{\circ}{G}_5$   $\overset{\circ}{F}_4$  |  $\overset{\circ}{E}_3$   $\overset{\circ}{F}_4$   $\overset{\circ}{E}_3$   $\overset{\circ}{F}_4$  |  $\overset{\circ}{E}_3$   $\overset{\circ}{D}_4$   $\overset{\circ}{E}_3$   $\overset{\circ}{D}_4$  |  $\overset{\circ}{C}_5$  :||

# 鲸 鱼

R.H. 1

2/4

L.H. 1

Detailed description: This block contains the musical score for the song '鲸鱼' (Whale). It is written for the right hand (R.H.) and left hand (L.H.) in a 2/4 time signature. The right hand part consists of two staves of music. The first staff starts with a treble clef and a common time signature 'C'. The notes are: C4 (quarter), D4 (quarter), E4 (quarter), D4 (quarter), E4 (quarter), F4 (quarter), G4 (quarter). The second staff continues with: G4 (quarter), F4 (quarter), E4 (quarter), F4 (quarter), E4 (quarter), D4 (quarter), C4 (quarter). The piece ends with a double bar line and repeat dots. The left hand part consists of two staves of music. The first staff starts with a bass clef and a common time signature 'C'. The notes are: G3 (quarter), F3 (quarter), E3 (quarter), F3 (quarter), E3 (quarter), D3 (quarter), C3 (quarter). The second staff continues with: G3 (quarter), F3 (quarter), E3 (quarter), F3 (quarter), E3 (quarter), D3 (quarter), C3 (quarter). The piece ends with a double bar line and repeat dots.



# 章 鱼

R.H. 1

3/4

L.H. 1

Detailed description: This block contains the musical score for the song '章鱼' (Octopus). It is written for the right hand (R.H.) and left hand (L.H.) in a 3/4 time signature. The right hand part consists of two staves of music. The first staff starts with a treble clef and a common time signature 'C'. The notes are: C4 (quarter), D4 (quarter), E4 (quarter), C4 (quarter), D4 (quarter), E4 (quarter), D4 (quarter), E4 (quarter), F4 (quarter), G4 (quarter). The second staff continues with: G4 (quarter), F4 (quarter), E4 (quarter), G4 (quarter), F4 (quarter), E4 (quarter), F4 (quarter), E4 (quarter), D4 (quarter), C4 (quarter). The piece ends with a double bar line and repeat dots. The left hand part consists of two staves of music. The first staff starts with a bass clef and a common time signature 'C'. The notes are: G3 (quarter), F3 (quarter), E3 (quarter), G3 (quarter), F3 (quarter), E3 (quarter), F3 (quarter), E3 (quarter), D3 (quarter), C3 (quarter). The second staff continues with: G3 (quarter), F3 (quarter), E3 (quarter), F3 (quarter), E3 (quarter), D3 (quarter), C3 (quarter). The piece ends with a double bar line and repeat dots.

同时练习《基础》(一)第18—23页。

# 旋转木马

R.H. 1

4/4

The right hand part consists of two staves of music in 4/4 time. The first staff contains the notes C4, E4, G4, E4, C4, E4, G4, F4, E4, D4, E4, F4, E4, D4. The second staff contains the notes C4, E4, G4, E4, C4, E4, G4, F4, E4, D4, E4, G4. The piece ends with a double bar line and repeat dots.

L.H. 5



# 马戏团的小丑

4/4

The left hand part consists of a single staff of music in 4/4 time. The notes are C4, D4, E4, D4, C4, D4, E4, D4, C4, D4, E4, F4, G4. The piece ends with a double bar line and repeat dots.


L.H. 5

R.H. 5

The right hand part consists of a single staff of music in 4/4 time. The notes are G4, F4, E4, F4, G4, F4, E4, F4, G4, F4, E4, D4, C4. The piece ends with a double bar line and repeat dots.



### C 音开始的手位




### 练习指导

1. 手指弯曲, 弹奏均匀。
  2. 连贯地弹奏, 音与音的连接要平稳。
  3. 开始时慢弹, 熟练后再加快弹奏速度。
- 本书中其他页的练习指导同本页。


*f-p* 意为第一遍弹 *f*(强), 第二遍弹 *p*(弱)。

## 乘环形轨道车



先分手练习。  
熟练后再双手一起弹。

## 在大转轮上



\*教师：此练习指导仅供参考，也可让学生开始时就双手弹。





## 两只猴子






### 三头长颈鹿





注意延音连线。  
在每条连线的末尾  
数完第四拍时抬手。



## 相连的音符




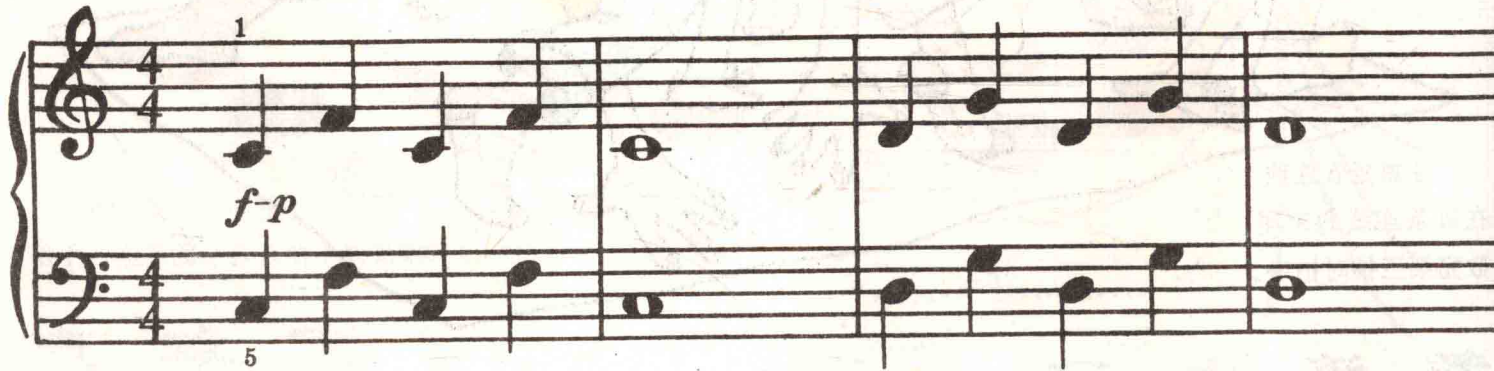
注意延音连线。  
在每条连线的末尾  
数完第三拍时抬手。

## 都连上了






## 四只乌鸦




# 五只兔子



## 旋律音程



Musical score for "旋律音程" (Melody Interval). The score consists of two staves: a treble clef staff and a bass clef staff. The time signature is 4/4. The melody starts with a first finger (1) on the G4 note. The dynamic marking is *f-p*.



## 和声音程

Musical score for "和声音程" (Harmony Interval). The score consists of two staves: a treble clef staff and a bass clef staff. The time signature is 3/4. The melody starts with a second finger (2) on the G4 note and a first finger (1) on the F4 note. The dynamic marking is *f-p*.


每条音程都弹奏数遍。



## 马蹄声声



## 峡谷回声







## 动听的和弦

*f-p* Play this chord, C's its name, Curve your fin-gers, please take aim! \*

\* 在白键上继续弹奏这个音型。

下面两条练习中的和弦部分应弹得比旋律部分轻些。

## 旋律与和弦

*f* *p*

\* 在白键上继续弹奏这个音型。

*p* *f*

\* 在白键上继续弹奏这个音型。