

全球最受欢迎的钢琴入门教材

# 巴斯蒂安

视奏

钢琴基础教程(二)



上海远东出版社

© 1985 Neil A. Kjos Music Company, San Diego  
All Rights Reserved  
PRC EDITION © 1996 Neil A. Kjos Music Company  
Licensed to Shanghai Far East Publishers

本书中文简体字版由美国Neil A. Kjos音乐出版公司授权上海远东出版社独家出版。  
未经出版者书面许可，本书的任何部分不得以任何方式复制或抄袭。

版权所有 翻印必究

## 巴斯蒂安钢琴基础教程 (二)

基础·乐理·演奏·技巧·视奏

[美] 简·S·巴斯蒂安 詹姆斯·巴斯蒂安 著 张雄 朱迪 陈斌 译

责任编辑 戴群利 钱丽娜

责任美编 张晶灵

责任出版 孔宪林 晏恒全

出版 上海远东出版社  
(上海市冠生园路393号 邮政编码200233)  
发行 上海远东出版社  
经销 全国新华书店  
印刷 上海市印刷七厂

开本 635×960 1/8  
印张 23  
版次 1997年4月第1版  
印次 1997年4月第1次

ISBN 7-80613-459-X / J·194

著作权合同登记图字: 09-1997-006号

定价: 60.00元(共五册)

# 巴斯蒂安钢琴基础教程(二)

## 视 奏

### 每日一 行

〔美〕简·S·巴斯蒂安 著  
张 雄 译

#### 内容提要

《视奏——每日一 行》(二)有助于学生进一步巩固《基础》(二)中所学的概念。

每页有两部分：

1. 每日找音符。这项练习要求学生说出并在键盘的正确位置上弹出一行音符、音程或和弦。这些音符都是无规则的，可用任何手指弹。
2. 视奏三行四小节的乐句。本册选用了C、G、F大调和中央C的五指位置练习，并强调了从一个手位换到另一个手位的练习。

建议学生每次练习时先完成“每日找音符”，然后通过尽可能少的练习，正确弹奏第二部分中的每一行乐句。具体指导见第2页。如果需要，这些四小节的乐句也可经教师指定用作移调练习。

# 每日找音符

在键盘的正确位置上弹出这些音符并说出音名,保持每个音符的精确时值。使用最方便的指法。



## 每行乐句视奏前的要求

1. 这是什么拍号? 写出本书中音符的拍数。
2. 先通读一遍乐谱,看看有没有不明白之处。
3. 注意力度、连线和延音连线。
4. 找到手的位置。  
说出右手第一音的音名。这个音用几指弹?  
说出左手第一音的音名。这个音用几指弹?
5. 先大声数一小节的拍子以确定弹奏速度,然后按此速度弹奏下一小节。速度要保持稳定,可以稍微放慢。  
随节拍器大声数拍子( $\text{♩} = 50$ )会有助于你保持稳定的拍子。

\* 日期

弹奏次数

## 视奏评估

1. 你弹对音符了吗?
2. 你是用正确的节奏和稳定的速度弹奏全句吗?
3. 你弹奏时大声数拍子吗?
4. 你在连线末抬手“呼吸”吗?
5. 你按照力度标记弹奏吗?

## 记下学习进展

1. 在第一个方框中,记下视奏这行乐句的日期。
2. 在第二个方框中,用✓表示正确弹奏这行乐句所需要练习的次数,每练一遍打一个✓。
3. 你的最终目标是只有一个✓,集中精力便可减少练习次数。

例:

日期

弹奏次数

# 每日找音符



日期

弹奏次数

1.



日期

弹奏次数

2.



日期

弹奏次数

3.



## 每日找音符



4.

5.

6.

# 每日找音符



当你视奏完第9行谱后,请将7、8、9三行谱连起来弹奏。  
现在你在弹奏一段较长的音乐了!给这段乐曲取个好听的标题。

7.

8.

9.

# 每日找音符

A musical exercise consisting of two staves. The upper staff is in treble clef and contains a sequence of notes: G4, A4, B4, C5, B4, A4, G4. The lower staff is in bass clef and contains a sequence of notes: G3, F3, E3, D3, C3, B2, A2.

10.

Musical exercise 10 in 4/4 time. The upper staff starts with a dynamic marking of *f* and contains a melodic line with notes G4, A4, B4, C5, B4, A4, G4. The lower staff starts with a dynamic marking of *mf* and contains a bass line with notes G3, F3, E3, D3, C3, B2, A2. A box labeled '1' is placed above the first measure, and a box labeled '5' is placed below the fifth measure.

11.

Musical exercise 11 in 4/4 time. The upper staff starts with a dynamic marking of *f* and contains a melodic line with notes G4, A4, B4, C5, B4, A4, G4. The lower staff contains a bass line with notes G3, F3, E3, D3, C3, B2, A2. A box labeled '1' is placed below the first measure, and a box labeled '2' is placed above the second measure.

12.

Musical exercise 12 in 3/4 time with a key signature of one sharp (F#). The upper staff starts with a dynamic marking of *mp* and contains a melodic line with notes G4, A4, B4, C5, B4, A4, G4. The lower staff contains a bass line with notes G3, F3, E3, D3, C3, B2, A2. A box labeled '1' is placed below the first measure, and a box labeled '5' is placed above the fifth measure.



# 每日找音符

当你视奏完第 15 行谱后, 请将 13、14、15 三行谱连起来弹奏。  
现在你在弹奏一段较长的音乐了! 给这段乐曲取个好听的标题。

13.

14.

15.

# 每日找音符

Musical notation for exercise 8, featuring a treble and bass clef with various notes and sharps.

16.

Musical notation for exercise 16, 4/4 time signature, with dynamics *f* and *p*, and fingerings 1, 2, 5, 3, 1.

17.

Musical notation for exercise 17, 3/4 time signature, with dynamics *f* and *mf*, and fingerings 4, 4.

18.

Musical notation for exercise 18, 3/4 time signature, with dynamics *mf* and *f*, and fingerings 5, 3.

# 每日找音符

当你视奏完第 21 行谱后,请将 19、20、21 三行谱连起来弹奏。  
现在你在弹奏一段较长的音乐了!给这段乐曲取个好听的标题。

19. 日期 弹奏次数

20. 日期 弹奏次数

21. 日期 弹奏次数

## 每日找音符

Musical score for exercise 22, showing a piano piece in 2/4 time with treble and bass staves. The key signature has two flats (B-flat and E-flat). The melody is in the treble clef, and the bass line is in the bass clef. The piece consists of three measures.

22.

日期

弹奏次数

Musical score for exercise 23, showing a piano piece in 2/4 time with treble and bass staves. The key signature has two flats (B-flat and E-flat). The melody is in the treble clef, and the bass line is in the bass clef. The piece consists of four measures. Fingerings are indicated: 1 in the bass clef and 5 in the treble clef. Dynamics include *f* (forte) and *mf* (mezzo-forte).

23.

日期

弹奏次数

Musical score for exercise 24, showing a piano piece in 3/4 time with treble and bass staves. The key signature has one sharp (F-sharp). The melody is in the treble clef, and the bass line is in the bass clef. The piece consists of four measures. Fingerings are indicated: 1 in the bass clef and 5 in the treble clef. Dynamics include *f* (forte) and *mf* (mezzo-forte).

24.

日期

弹奏次数

Musical score for exercise 25, showing a piano piece in 4/4 time with treble and bass staves. The key signature has one sharp (F-sharp). The melody is in the treble clef, and the bass line is in the bass clef. The piece consists of three measures. Fingerings are indicated: 5 in the bass clef and 3 in the treble clef. Dynamics include *mf* (mezzo-forte) and *f* (forte).

# 每日找音符

当你视奏完第 27 行谱后, 请将 25、26、27 三行谱连起来弹奏。  
现在你在弹奏一段较长的音乐了! 给这段乐曲取个好听的标题。

25.

26.

27.

## 每日找音符




当你视奏完第 30 行谱后, 请将 28、29、30 三行谱连起来弹奏。  
现在你在弹奏一段较长的音乐了! 给这段乐曲取个好听的标题。

日期

弹奏次数


28.



日期

弹奏次数


29.



日期

弹奏次数

30.



# 每日找音符



当你视奏完第 33 行谱后, 请将 31、32、33 三行谱连起来弹奏。  
现在你在弹奏一段较长的音乐了! 给这段乐曲取个好听的标题。

31.

1

5

32.

2

4

33.

1

2

# 每日找音符

Musical notation for exercise 1, consisting of four measures. The first measure has a treble clef with a whole note chord (F4, A4, C5) and a bass clef with a whole note chord (F2, A2, C3). The second measure has a treble clef with a half note chord (F4, A4) and a bass clef with a half note chord (F2, A2). The third measure has a treble clef with a whole note chord (F4, A4, C5) and a bass clef with a whole note chord (F2, A2). The fourth measure has a treble clef with a whole note chord (F4, A4, C5) and a bass clef with a whole note chord (F2, A2).

34.

Musical notation for exercise 34, a four-measure piece in 3/4 time. The first measure has a treble clef with a quarter note (F4) and a bass clef with a quarter note (F2), both marked *f*. The second measure has a treble clef with a quarter note (A4) and a bass clef with a quarter note (A2), both marked *mf*. The third measure has a treble clef with a quarter note (C5) and a bass clef with a quarter note (C3), both marked *mf*. The fourth measure has a treble clef with a quarter note (B4) and a bass clef with a quarter note (B2), both marked *mf*. A finger number '5' is written above the first note in the treble clef. A '1' is written below the first measure in the bass clef.

35.

Musical notation for exercise 35, a four-measure piece in 2/4 time. The first measure has a treble clef with a quarter note (F4) and a bass clef with a quarter note (F2), both marked *mf*. The second measure has a treble clef with a quarter note (A4) and a bass clef with a quarter note (A2), both marked *mf*. The third measure has a treble clef with a quarter note (C5) and a bass clef with a quarter note (C3), both marked *mf*. The fourth measure has a treble clef with a quarter note (B4) and a bass clef with a quarter note (B2), both marked *mf*. A finger number '4' is written above the first note in the treble clef. A '2' is written below the first measure in the bass clef.

36.

Musical notation for exercise 36, a four-measure piece in 4/4 time. The first measure has a treble clef with a quarter note (F4) and a bass clef with a quarter note (F2), both marked *f*. The second measure has a treble clef with a quarter note (A4) and a bass clef with a quarter note (A2), both marked *mp*. The third measure has a treble clef with a quarter note (C5) and a bass clef with a quarter note (C3), both marked *f*. The fourth measure has a treble clef with a quarter note (B4) and a bass clef with a quarter note (B2), both marked *f*. A finger number '5' is written above the first note in the treble clef. A '1' is written below the first measure in the bass clef. A '3' and '5' are written below the first measure in the bass clef.



# 每日找音符



当你视奏完第 39 行谱后,请将 37、38、39 三行谱连起来弹奏。  
现在你在弹奏一段较长的音乐了!给这段乐曲取个好听的标题。

日期

弹奏次数

37.



日期

弹奏次数

38.



日期

弹奏次数

39.

