

CAMBRIDGE

Cambridge Books for Cambridge Exams ●●●

# Vocabulary for PET with answers

# 剑桥PET词汇

SUE IRELAND (英) 编著  
JOANNA KOSTA (英)

Self-study vocabulary practice



西安交通大学出版社  
XI'AN JIAOTONG UNIVERSITY PRESS



CAMBRIDGE

Cambridge Books for Cambridge Exams ●●●

**Vocabulary  
for PET**  
with answers

**剑桥PET词汇**

SUE IRELAND(英) 编著  
JOANNA KOSTA(英)

Self-study vocabulary practice



西安交通大学出版社  
XI'AN JIAOTONG UNIVERSITY PRESS

## 图书在版编目(CIP)数据

剑桥 PET 词汇 = Cambridge Vocabulary for PET  
with Answers / (英)爱尔兰(Ireland, S.),  
(英)科斯塔(Kosta, J.)编著. —西安: 西安交通大  
学出版社, 2009. 12

ISBN 978-7-5605-3297-4

I. ①剑… II. ①爱… ②科… III. ①英语—词汇—  
水平考试—自学参考资料 IV. ①H313

中国版本图书馆 CIP 数据核字 (2009) 第 220227 号

版权登记: 陕版出图字 25 - 2008 - 200

This is a reprint (with annotations) edition of the following title published by Cambridge University Press:

ISBN 978-0-521-70821-0 Cambridge Vocabulary for PET Edition with answers and Audio CD

© Cambridge University Press 2008

This reprint (with annotations) edition for the People's Republic of China (excluding Hong Kong, Macau and Taiwan) is published by arrangement with the Press Syndicate of the University of Cambridge, Cambridge, United Kingdom.

© Cambridge University Press and Xi'an Jiaotong University Press 2010

This reprint (with annotations) edition is authorized for sale in the People's Republic of China (excluding Hong Kong, Macau and Taiwan) only. Unauthorised export of this reprint (with annotations) edition is a violation of the Copyright Act. No part of this publication may be reproduced or distributed by any means, or stored in a database or retrieval system, without the prior written permission of Cambridge University Press and Xi'an Jiaotong University Press.

此版本仅限在中华人民共和国境内(不包括香港、澳门特别行政区及台湾省)销售。未经授权出口此版本属违法行为。未经剑桥大学出版社和西安交通大学出版社书面同意, 本书任何部分不得以任何方式被翻印或传播, 不得载入数据库或检索系统。

书 名 剑桥 PET 词汇  
编 著 者 (英)Sue Ireland, (英)Joanna Kosta  
责任编辑 黄科丰 张 茜  
封面设计 大愚设计 + 盛 蓝  
出版发行 西安交通大学出版社  
地 址 西安市兴庆南路 10 号(邮编: 710049)  
电 话 (029)82668357 82667874(发行部)  
(029)82668315 82669096(总编办)  
读者信箱 bj62605588@163.com  
印 刷 北京鑫丰华彩印有限公司  
字 数 206 千  
开 本 787×1092 1/16  
印 张 9  
版 次 2010 年 3 月第 1 版 2010 年 3 月第 1 次印刷  
书 号 ISBN 978-7-5605-3297-4/H·984  
定 价 30.00 元

版权所有 侵权必究

如有缺页、倒页、脱页等印装质量问题, 请拨打服务热线: 010-62605166。

# Map of the book

Unit number	Title	Topics	Exam practice
Unit 1	Where are you from?	Countries Geography Nationalities and languages	Speaking Part 1 (Talk about yourself) Listening Part 4 (True/false questions) Speaking Part 4 (Discuss a topic)
Unit 2	How do I look?	Appearances Clothes	Reading Part 1 (Multiple choice questions) Writing Part 3 (Story)
Unit 3	Making friends	Best friends Personalities and social interaction	Reading Part 2 (Matching questions)
Unit 4	Family life	Relatives and relationships Daily life Special occasions	Listening Part 2 (Matching questions) Speaking Part 3 (Talk about a photograph)
Unit 5	In the home	Describing your home Kitchen and living room Bedroom and bathroom	Reading Part 3 (True/false questions)
Unit 6	What do you think?	The environment Opinion and attitude Feelings	Reading Part 4 (Multiple choice questions)
Unit 7	Spend, spend, spend	Shopping On the High Street	Reading Part 5 (Multiple choice questions) Speaking Part 3 (Talk about a photograph)
Unit 8	Eating and drinking	Eating out Talking about food Cooking	Listening Part 1 (Multiple choice questions) Writing Part 3 (Informal letter)
Unit 9	Going places	Public transport Holidays	Listening Part 2 (Matching questions) Writing Part 3 (Story)
Unit 10	Having fun	Hobbies Outdoor and indoor leisure activities Party time	Speaking Part 2 (Discuss a situation) Writing Part 2 (Short message)

Unit number	Title	Topics	Exam practice
Unit 11	Education	Subjects Teaching and studying Learning a language	Reading Part 2 (Matching questions)
Unit 12	How are you?	Aches and pains Medical problems Healthy living	Reading Part 4 (Multiple choice questions)
Unit 13	Keeping fit	Sports Health and fitness	Writing Part 1 (Sentence transformation) Listening Part 3 (Fill in the spaces)
Unit 14	The natural world	Animals The countryside	Listening Part 1 (Multiple choice questions) Listening Part 3 (Fill in the spaces)
Unit 15	What's the weather like?	The weather Forecasting the weather Climates and seasons	Speaking Part 2 (Discuss a situation) Writing Part 2 (Short message)
Unit 16	The media	Television Reading books Newspapers and magazines	Reading Part 4 (Multiple choice questions)
Unit 17	Around town	Towns and cities Places and buildings Vehicles	Reading Part 1 (Multiple choice questions) Speaking Part 3 (Talk about a photograph)
Unit 18	What's on?	The arts Theatre and music Cinema	Reading Part 3 (True/false questions)
Unit 19	Technology	Communicating Computers	Listening Part 4 (True/false questions) Writing Part 1 (Sentence transformation)
Unit 20	Working life	Jobs Applying for a job Business and industry	Speaking Part 3 (Talk about a photograph) Speaking Part 4 (Discuss a photograph)

# Acknowledgements

The authors would like to thank Martine Walsh, for commissioning the book, and their editors, Caroline Thiriau and Karen Jamieson, for their expert advice and guidance throughout this project. Thanks are also due to Ken and Drahos for their support and encouragement.

**The author and publishers are grateful to the following reviewers for their valuable insights and suggestions:**

Christine Barton, Greece  
Helen Naylor, UK  
Glennis Pye, Belgium  
Roger Scott, UK  
Mark Tondeur, UK  
Valerie Walder, Switzerland  
Susan Wilkinson, France

**The authors and publishers acknowledge the following sources of copyright material and are grateful for the permissions granted. While every effort has been made, it has not always been possible to identify the sources of all the material used, or to trace all copyright holders. If any omissions are brought to our notice, we will be happy to include the appropriate acknowledgements on reprinting.**

**The publishers are grateful to the following for permission to reproduce copyright photographs and material:**

Key: l = left, c = centre, r = right, t = top, b = bottom  
Alamy/©40260.com for p18 (Les), /©Rubberball for p18 (Joan), /©Inmagine for p 73 (t), /©lostSense for p79; Corbis Images/©moodboard for p18 (Bella), /©Chris Carroll for p18 (Julia), /©flint for p18 (Wayne), /©Ole Graf for p73 (b), /©Vittoriano Rastelli for p91 (r); Getty Images/©First Light for p18 (Emma), /©Stone for p18 (Ken), /©Image Bank for p18 (Laura), /©Riser for p21, /©Dorling Kindersley for p54, /©Taxi for p91 (l); Kobal Collection/©Lucas Film/20th Century Fox for p82 (tr); Punchstock/©Image Source for p18 (Amy), /©Uppercut for p18 (Ed), /©Blend Images for p18 (James), /©Radius for p18 (John), /©Image Source for p18 (Ros), /©Digital Vision for p18 (Sue), /©Blend Images for p18 (Tom), /©Blend Images for p35; Rex Features for pp82 (cl) and 82 (br).

For the Listening exam practice on p.21 and p.124 based on the article 'Beer and baby sitting – a week with no women' by Andrew Argyle, *The Mail on Sunday*, 14 August 2005, © 2007 Associated Newspapers Ltd; For the material on p.57, 'Laughter is the best medicine' from 'Laughter medicine from clown doctor,' from BBC News at [bbc.co.uk/news](http://bbc.co.uk/news); For the article on p.75 'Sports journalist' from 'Know the real score' by Andrew Baker, *The Daily Telegraph*, 16 October 2004, © Copyright of Telegraph Media Group Limited 2007; For the article on p.83 'Making films at university' from 'Film Studies at your door,' by Simon Hogg, *The Daily Telegraph*, 9 October 2004, © Copyright of Telegraph Media Group Limited 2007; For the poem on p.86, from 'Remember when ...', with the kind permission of Ahmad Anvari.

**Illustrations:** Robert Calow, Karen Donnelly, Mark Duffin, Sam Thompson and Kamae Design

**Concept design:** David Lawton

**Page make-up:** Kamae Design, Oxford

**Picture research:** Hilary Luckcock

# Contents

Acknowledgements	iv
Introduction	1
How do I learn and revise vocabulary?	2
PET Exam summary	4
Unit 1 Where are you from?	6
Unit 2 How do I look?	10
Unit 3 Making friends	14
Unit 4 Family life	18
Unit 5 In the home	22
Test One	26
Unit 6 What do you think?	28
Unit 7 Spend, spend, spend	32
Unit 8 Eating and drinking	36
Unit 9 Going places	40
Unit 10 Having fun	44
Test Two	48
Unit 11 Education	50
Unit 12 How are you?	54
Unit 13 Keeping fit	58
Unit 14 The natural world	62
Unit 15 What's the weather like?	66
Test Three	70
Unit 16 The media	72
Unit 17 Around town	76
Unit 18 What's on?	80
Unit 19 Technology	84
Unit 20 Working life	88
Test Four	92
Appendix 1 Phrasal verbs	94
Appendix 2 Speaking checklist	96
Appendix 3 Writing checklist	97
Appendix 4 Irregular verbs	98
Appendix 5 Glossary	99
Answer key	100
Recording scripts	122
Wordlist	129
Tracklist	138

# Introduction

## 本书的目标读者是谁？

本书适用于为参加PET考试想要扩展和复习词汇的中低水平的自学考生。教师也可以将本书用于课堂教学或留作家庭作业。

## 本书包含哪些内容？

本书共20个单元，覆盖了包含PET考试词汇的所有话题和领域。每5个单元结束后会有一个小测试，可以帮助检验考生的学习效果和学习进度。本书最开始提供了PET考试的概述以及有助于词汇学习的建议。本书的最后是附录，包括单词列表、附加练习以及考试技巧，对本书内容的学习都很有帮助。书后提供了完整的参考答案，包括写作和口语练习的范例。

## 每个单元的内容是什么？

每个单元都是围绕PET考试的一个话题而编写的，包括3页活动和练习，第4页是一或两道PET考试真题。在本书中，PET考试3份试卷中的每种题型都至少有两个示例。


## 本书附赠的光盘中是什么内容？

光盘中包含每个单元所有的听力练习，以及单元最后的考试练习部分（Exam practice）中所有的PET听力题，同时还包括PET口语练习的参考答案。在实际的考试中，每段录音将会听两遍，所以在练习中考生需要将录音重放一次。当然，考生也可以将录音用作其他的活动或练习，并根据具体需要决定播放的次数。

## 如何使用本书？

考生可以按任何顺序学习这些单元。可以自学，也可以在老师的指导下进行课堂学习。考生在学习期间准备一个笔记本会很帮助，因为一些练习要求完成简短的写作任务。另外，考生还可以使用笔记本记录下每个单元学到的新词汇。然后，在每结束一个单元的学习时，查看本书最后的单词列表，测试一下自己是否记住了那些单词的意思。

## 如何使用词典？

本书中，一些练习旁边会有一个字典样式的图标。考生可以使用《剑桥英语学习词典》（Cambridge Learner's Dictionary）或者其他适合的英英词典查阅不认识的单词，并在笔记本中写下这些单词的意思。词典中会提供关于单词的很多有用信息，包括意义、词性以及从句中的用法。如果考生对单词的发音不确定，可使用字典附带的CD光盘进行查证。点击光盘中的单词，就能听到该单词的发音。

## 如何进行写作考试练习？

考生需要仔细阅读问题和提示，然后开始组织写作思路。浏览该学习单元，寻找可以在写作中使用的单词。开始前有必要先查看书中第97页的写作一览表（Writing checklist）。请记住：在写作考试中，千万不要背诵和照抄一些范文答案（考官很容易发现这一点，考生会因此失去一定的分数）。

## 如何进行口语考试练习？

考生需要仔细阅读问题和提示。写下在写作中可能用到的任何有用的单词和表达。浏览该学习单元，寻找需要的单词，并查看书中第96页的口语一览表（Speaking checklist），然后开始做练习。考生可以和学习伙伴互相帮助，把各自的答案录下来；如果考生是单独学习，也可以自己将答案录下来。如果光盘录音中有参考答案，请将自己的答案与之进行比较。如果没有，请听听自己的答案，看是否有可以改进的地方。

## 何时做书中的测试题？

本书中共有4个测试题，每5个单元后面有一个。每个测试包括30个问题，都是基于前面5个单元的学习内容而设。每结束5个单元的学习后，考生可以进行测试，然后打分，看自己掌握了多少词汇。标出答错的问题，然后返回到相关学习单元进行查阅。



# How do I learn and revise vocabulary?

## 记录新词汇

考生在使用该书时，可以准备一个笔记本。学习每个单元时，在笔记本上写下刚刚学到的新词汇，这样有助于记忆。每个话题都留出几页纸，以便有足够的空间记录新的单词。

同时，为每个单词配写例句。这一点很重要，特别是在一个单词需要和特定的介词搭配或只能在某一种语法结构中使用的情况下。

示例：

John is interested **in** football. (介词) 约翰对足球感兴趣。

I suggest **that you stay** behind to finish your work. (语法结构) 我建议你留下来完成你的工作。

考生可以将单词的意思翻译成自己的母语。同时，不要忘记记录下单词的读音和词性。

将有相似意义的单词记录在一起。

示例：

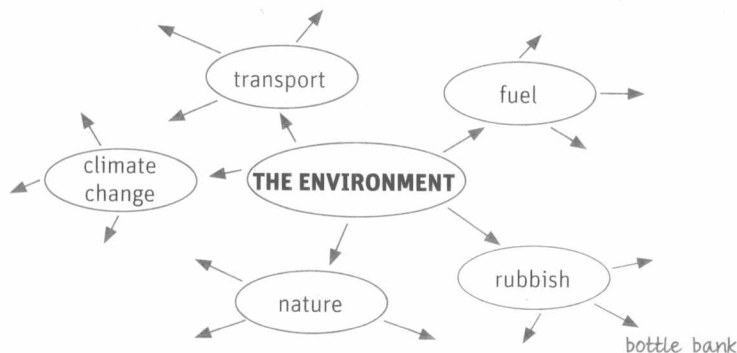
*anxious, nervous, worried*: 表达考生在考试前的感受

*miserable, depressed, sad*: 表达失望沮丧的心情

将反义词记录在一起也很有帮助，如 *boring* (无聊的) / *interesting* (有趣的)，*bright* (明亮的) / *dull* (阴暗的)，*difficult* (困难的) / *easy* (简单的)。

## 图形 (Diagrams)

下图是第6单元中的蜘蛛网状图 (spidergram)。



蜘蛛网状图 (spidergram) 很有用，考生可以根据需要向任何方向无限扩大，只需添加更多的箭头和圆圈就可以了。

另一种图形是单词树形图。请将下列第20单元中的单词添加到这个单词树形图中。

lawyer    carpenter    actor  
salary    interview    office



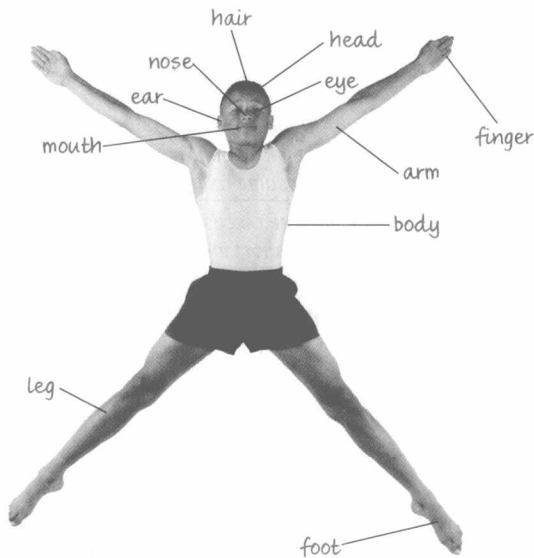
**表格 ( Tables )**

表格对记录新的词汇也很有用。本书第15单元1.3中的表格就是一个例子。表格还能有效地记录单词分类，如下表：

<b>Noun</b>	<b>Person</b>	<b>Adjective</b>	<b>Verb</b>
photograph	photographer	photographic	photograph
production	producer	productive	produce
happiness		happy	
enjoyment		enjoyable	enjoy

**标记图画 ( Labelling a drawing )**

对一幅图或一张照片进行标记是另一种记录词汇的方法。



**有规律地学习**

最后，建议考生尝试每天学习10到15分钟，不断巩固练习。通过这种方式，考生可以掌握更多的词汇。如果每个星期只学习一次，每次花费很长时间，可能就无法达到同样的学习效果。

# PET Exam Summary

## Paper 1 Reading and Writing (1 hour 30 minutes)

This paper carries 50% of the total marks for the exam.

Part	What are the tasks?	What do I have to do?	Practice in this book
<b>Reading</b>			
1	Five multiple choice questions	You read five short texts, for example notices, emails, text messages. You choose from three possible answers to each question.	Unit 2, Unit 4, Unit 17 Exam practice
2	Five matching questions	You read five descriptions of people and eight short texts. You match the people's requirements to five of the texts.	Unit 3, Unit 11 Exam practice
3	10 true/false questions	You read a longer text and decide whether the ten statements are true or false.	Unit 5, Unit 18 Exam practice
4	Five multiple choice questions	You read a text and choose from four possible answers to each question.	Unit 6, Unit 12, Unit 16 Exam practice
5	10 multiple choice questions	There are ten spaces in a short factual text. You choose the correct word for each space from four possible answers.	Unit 7 Exam practice, Unit 8, Unit 11, Unit 16
<b>Writing</b>			
1	Five sentence transformations	You are given a sentence followed by a second sentence with some words missing. You complete the second sentence with no more than three words, so that it means the same as the first one.	Unit 3, Unit 13, Unit 19 Exam practice
2	Short message	You are given three pieces of information that you must include in a short message, such as a postcard or email. You must write 35–45 words.	Unit 10, Unit 15 Exam practice
3	A longer piece of writing	Either: You write an informal letter answering some questions. OR: You write a story. You are given the title or the opening sentence.	Letter: Unit 8 Exam practice Story: Units 2 and 9 Exam practice

## Paper 2 Listening (30 minutes) *plus 6 minutes to write your answers on the answer sheet*

This paper has 25% of the total marks for the exam.

<b>Part</b>	<b>What are the tasks?</b>	<b>What do I have to do?</b>	<b>Practice in this book</b>
1	Seven multiple choice questions	You hear a short recording of one or two people and choose from three pictures.	Unit 8, Unit 14 Exam practice
2	Five matching questions	You hear a longer recording of a single speaker or an interview, and choose from three possible answers to the six questions.	Unit 4, Unit 9 Exam practice
3	Six spaces to fill in	You hear a longer recording and fill in six spaces in some notes.	Unit 13, Unit 14 Exam practice
4	Six true / false questions	You hear a longer informal conversation and have to decide if six statements are true or false.	Unit 1, Unit 19 Exam practice

## Paper 3 Speaking

You take this test with a partner. There are two examiners – one who asks the questions and one who just listens. It takes about 10 minutes. The paper carries 25% of the marks.

<b>Part</b>	<b>What do I have to do?</b>	<b>Practice in this book</b>
1	The examiner asks you and your partner some questions about yourselves. (2–3 minutes)	Unit 1 Exam practice
2	The examiner describes a situation to you and gives you some pictures to help you. You discuss the situation with your partner and decide what is best. (2–3 minutes)	Unit 10, Unit 15 Exam practice
3	The examiner gives you a photograph. You have to talk about it on your own for about a minute. Then your partner will talk about a different photograph on the same topic. (3 minutes)	Unit 4, Unit 7, Unit 17 Exam practice
4	The examiner will ask you to have a conversation with your partner on the topic of the pictures in part 3. (3 minutes)	Unit 1 Exam practice, Unit 16, Unit 20 Exam practice

# 1

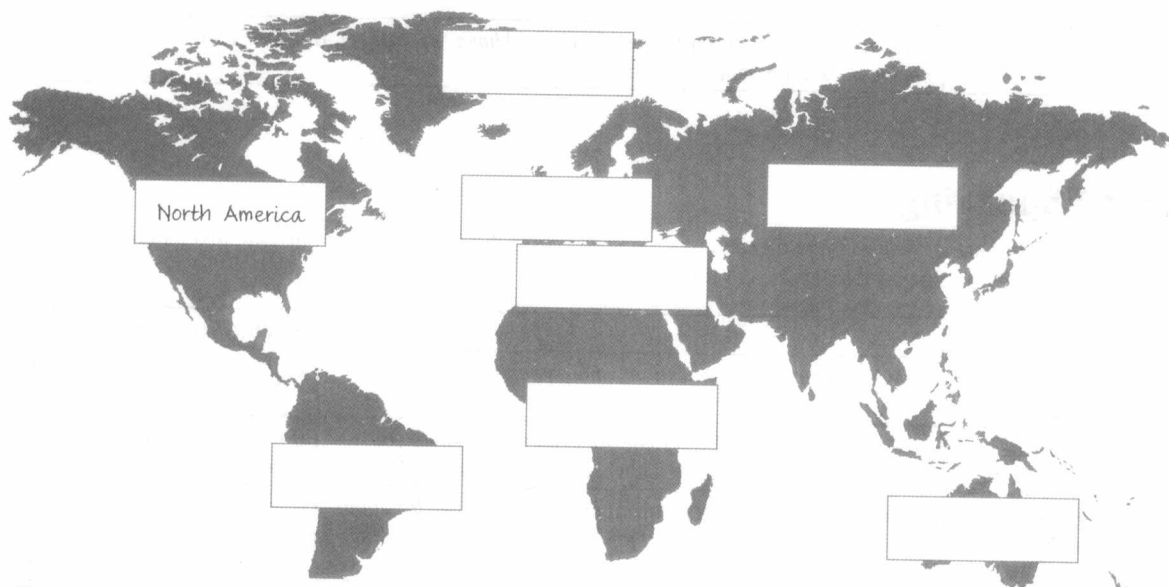
## Where are you from?

Countries, geography, nationalities and languages

### Countries

**1.1** Look at the map of the world below and fill in the names of the continents and regions.


North America    South America    The Mediterranean  
Europe    Asia    Australia    Africa    The Arctic



**1.2** Put the following countries into the correct regions in the table below.

<del>The USA</del>	Poland	Brazil	Kenya	China	Germany	Ecuador	Venezuela
Italy	Korea	Mexico	Egypt	Canada	India	Morocco	Zambia
Thailand	Greece	Turkey	Sweden	The Netherlands	Norway	Denmark	

North America	<del>The USA</del>
South America	
Europe	
Asia	
Africa	

**1.3**  **1** Listen to a couple planning a holiday. As you listen, look at the table in 1.2 and underline all the countries and regions that they mention. Then circle the region on the map that they finally choose to visit for their next holiday.

## Geography

**2.1** Look at the wordsnake and try to find the words hidden in it. Then use them to fill the spaces.

saputwaterfallaftordesertgrolitoceanterphutmountainaurthislandertyperlawcapitalnoertriverphasealosy

- |  |                    |
|--|--------------------|
| 1 Canberra is a ..... <i>capital</i> ..... city. | 5 The ..... Nile.  |
| 2 Kilimanjaro is a .....                         | 6 The Black .....  |
| 3 Crete is an .....                              | 7 The Sahara ..... |
| 4 Niagara Falls is a .....                       | 8 The Indian ..... |

**2.2** Complete each phrase (1–5) with the correct noun (A–E).

- |                      |          |
|----------------------|----------|
| 1 a fast-flowing     | A forest |
| 2 a steep-sided      | B cliff  |
| 3 a beautiful, sandy | C valley |
| 4 a thick, green     | D bay    |
| 5 a tall, rocky      | E stream |

border ~~population~~ port farmland  
scenery coast soil

**2.3** Choose the correct word for each sentence.

- Mexico City has a .....*population*..... of around 10 million people.
- Many ships sail from the ..... of Dover on the south coast of England.
- Finland has a ..... with Norway.
- Scotland is famous for its beautiful lakes and mountain .....
- A country with little ..... will need to import most of its food.
- It would be easy to grow corn in this type of .....
- While on holiday in Turkey, we spent a day sailing along the ..... in a small boat.

**2.4** Choose the best word for each space (1–10).

### Geography of Japan

Japan is made up of over 3,000 islands which stretch along the Pacific coast of Asia. The four largest are Honshu, Hokkaido, Kyushu and Shikoku. Japan's (1) .....*closest*..... neighbours are Korea, Russia and China. Japan has many high mountains and (2) ..... valleys and much of its soil is rocky. This means that there is a limited (3) ..... of good farmland. Where farmland does (4) ....., tea, rice and fruit are grown. Because of the lack of (5) ..... Japan's cities are mostly crowded onto the flat (6) ..... around the coast. Japan is the (7) ..... fishing nation in the world and shellfish and seafood are also cultivated in the (8) ..... bays along the coast. Because of all the mountains, rivers in Japan are short and fast-flowing and so cannot be used to (9) ..... goods. However, there is an excellent (10) ..... of ports and harbours which are used for this purpose.

- |                                |                                  |                                     |
|--------------------------------|----------------------------------|-------------------------------------|
| 1 bordering / nearby / closest | 5 area / region / space          | 9 transport / contain / travel      |
| 2 low / deep / short           | 6 ground / earth / land          | 10 organisation / network / company |
| 3 amount / number / total      | 7 leading / important / original |                                     |
| 4 stay / exist / live          | 8 thin / shallow / slim          |                                     |

# 1 Where are you from?

## Nationalities and languages

**3.1** Use a dictionary or encyclopedia to complete the table. Add two more countries from your region of the world to the spaces at the bottom of the table, including your own if necessary.

### Vocabulary note

表示国家、国籍、语言和城市名称的单词首字母必须大写: *Brazil* (巴西), *Brazilian* (巴西人), *Portuguese* (葡萄牙语), *Brasilia* (巴西利亚)。

**3.2** Find and correct the missing capital letters in this paragraph about an author.

Frances Salter was born in the united states of America in 1957. She moved to england in 1978 with her Scottish husband, Tom. After her son Joshua was born in 1989, she started writing children's books full time. She has now published over 40 books which have been translated into 9 different languages, including french, spanish and chinese. Frances Salter lives in london with her husband, son, and pet dog, Shanti.

**3.3** Complete this general knowledge crossword. All the answers are nationalities, languages or countries. Use the internet, an encyclopedia or an atlas to help you find the answers.


#### Across

- 1 This was the native language of Pablo Picasso.
- 5 Vaclav Havel's nationality
- 6 the nationality of the pop star Bono
- 8 This country's nearest neighbour is Sweden.
- 9 Nelson Mandela comes from this country.
- 11 the nationality of Leonardo da Vinci

#### Down

- 2 the nationality of Frederic Chopin
- 3 Here you can visit the ancient city of Machu Picchu.
- 4 This country has the largest population in the world.
- 7 This language is spoken in Budapest.
- 9 This country is in the Middle East and has a border with Turkey.
- 10 This is a long, thin country in Latin America.

Country	Adjective	Language(s)	Capital city
Canada	Canadian		
	French		
The USA			
			Warsaw
		Japanese	
			Bern
China			
			Cairo
	Mexican		
Portugal			
			Buenos Aires
		Danish	
			Madrid
Germany			
			Vienna
	Swedish		
Russia			



# Exam practice

## SPEAKING Part 1

Think about your answers to these questions.

- What country are you from?
- What nationality are you?
- What language(s) do you speak?
- What other languages would you like to learn?
- Which countries have you visited?
- Which countries would you like to visit in the future?

### Exam Tip



在这部分测试中，考生需要谈谈自己。问题不会很难，因此最好的应对方式就是放松，尽量使回答完整。

## LISTENING Part 4

**1** Look at the six sentences. Listen again to the conversation from 1.3 between a man, Stan, and his wife, Julie, deciding where to spend their next holiday. Decide if each sentence is correct or incorrect. If it is correct put a tick (✓) in the box under A for YES. If it is not correct put a tick (✓) in the box under B for NO.

- 1 Julie thinks that holidays on cruise ships are reasonably priced.
- 2 Stan and Julie would like to return to some countries they have already visited.
- 3 Julie feels that Canada is too far away for them to visit.
- 4 Stan and Julie prefer to spend more time sightseeing and less time sailing.
- 5 Stan is disappointed with the number of activities on offer on the ship.
- 6 Julie will be unable to swim on this holiday.

A YES	B NO
<input type="checkbox"/>	<input type="checkbox"/>
<input type="checkbox"/>	<input type="checkbox"/>
<input type="checkbox"/>	<input type="checkbox"/>
<input type="checkbox"/>	<input type="checkbox"/>
<input type="checkbox"/>	<input type="checkbox"/>
<input type="checkbox"/>	<input type="checkbox"/>

## SPEAKING Part 4

In the last part of the test the examiner will ask you to talk with your partner about a topic.

**Example:**

'Talk together about the places you would like to visit and what you would like to do there.'

### Exam Tip



两人进行讨论很像是网球比赛。考生应该与搭档交替提问并回答彼此的问题。



# 2 How do I look?

## Appearances, clothes

### Appearances

1.1 Look at these pictures. Where are the people and what are they doing?

A



B



C



D



1.2 Use the words in the box below to describe the people in the pictures. Which word is usually only used to talk about men (write *M*)? Which ones are usually only for women (write *W*)? Which are for both (write *B*)?

good-looking	slim	tall	beautiful	handsome
smart	pretty	attractive	bald	

1.3 Find these in the pictures above and label the pictures.

long hair	a beard	a moustache	short hair
dark hair	fair hair	curly hair	straight hair

1.4 Use these adjectives to complete the sentences (1-5) below. One can be used twice.

light dark pale bright

- My hair is ..... *dark* ..... brown, almost black.
- My sister's hair is ..... brown, almost blonde.
- My friend changes her hair colour every week. At the moment it's ..... red.
- I knew he was ill as soon as I saw him because his face was so .....
- My friend's kitchen is ..... yellow. I feel as if I need to wear sunglasses in there!

1.5 Put these words in order, starting with the youngest.

child baby teenager pensioner adult

#### Vocabulary note

thin (瘦的), short (矮的), ugly (丑的), fat (胖的)

使用这些单词时要小心, 因为它们听起来可能会有些粗鲁。表达同一个否定的意思时, 使用褒义形容词的否定形式会更礼貌: *He's not very tall.* (他不是很高。代替 "He's short.") *She's not very pretty.* (她不是很漂亮。代替 "She's ugly.")

#### Vocabulary note

用 **light** (浅的) / **dark** (深的) 来形容头发。如果有人生病了, 用 **pale** (苍白的) 来形容他 / 她的脸色。