

Easy Steps to **CHINESE**

3

WORKBOOK

轻松学中文

**SIMPLIFIED
CHARACTERS
VERSION**



Yamin Ma
Xinying Li

 北京语言大学出版社
BEIJING LANGUAGE AND CULTURE
UNIVERSITY PRESS

ESC Books 1-8

Easy Steps to Chinese

Easy Steps to Chinese adopts a new approach to teaching Chinese as a foreign language. It is designed for both primary and secondary school students who are taking Chinese exams, such as GCSE/IGCSE/AS (U.K.), SAT II/AP (U.S.A.), IB Chinese Language B, or for those students who are starting to learn Chinese on their own.

Easy Steps to Chinese has three stages: Stage 1 – Books 1 and 2; Stage 2 – Books 3, 4, 5 and 6; and Stage 3 – Books 7 and 8. After completing this series, the students will acquire a vocabulary of approximately 1,600 Chinese characters, and develop confidence in using Chinese to communicate either orally or in written forms.

The series includes:

- Textbook with a CD
- Workbook
- Teacher's Book with a CD
- Picture flashcards
- Word cards
- Posters

The topics for each stage are:

Stage 1: Books 1-2

- Numbers
- Personal identification
- Parts of the body
- Colours and clothing
- Food and drinks
- Daily routines
- Schooling
- Hobbies
- Life at home
- Means of transport
- Daily articles
- Weather

Stage 2: Books 3-6

- Appearance
- People and occupations
- School facilities
- Weather and holidays
- Pets
- Personality
- School events
- Food and sickness
- Accidents
- Shopping and travelling
- Neighbourhood
- Festivals and celebrations

Stage 3: Books 7-8

- Community
- Work experience
- Environment
- Customs and traditions
- Technology and communication
- Diet and healthy life-style
- Special occasions
- Leisure and travelling
- Education and employment
- Law and order
- Current issues
- World issues

The features of this series:

- task-based learning
- a wide variety of texts
- practical tasks and activities
- up-to-date topics relevant to young people
- careful pacing for gradual progress
- clearly focused aims
- regular consolidation
- both simplified and traditional script in the vocabulary list
- a fun and effective approach
- attractive page designs

About the authors:

- Ms. Yamin Ma has an M.Ed. in Curriculum Design and Development from Queen's University, Canada.
- Ms. Xinying Li holds a postgraduate diploma in Applied Linguistics from Tsinghua University, Beijing, China.
- Both authors have teaching experience in China and abroad, and are currently teaching Chinese in an international school in Hong Kong.

Please visit our website (www.blcup.com) for more information.

ISBN 978-7-5619-1890-6



06800

9 787561 918906 >

Easy **3** WORKBOOK
Steps to
CHINESE

轻松学中文

**SIMPLIFIED
CHARACTERS
VERSION**

Yamin Ma
Xinying Li

 北京语言大学出版社
BEIJING LANGUAGE AND CULTURE
UNIVERSITY PRESS

图书在版编目 (CIP) 数据

轻松学中文. 练习册. 第3册: 马亚敏, 李欣颖编著
- 北京: 北京语言大学出版社, 2008 重印
ISBN 978-7-5619-1890-6

I. 轻... II. ①马...②李... III. 汉语-对外汉语教学
- 教材 IV. H195.4

中国版本图书馆 CIP 数据核字(2007)第 096546 号



书 名 轻松学中文. 练习册. 第3册
责任编辑 王亚莉 苗 强
美术策划 王 宇
封面设计 王 宇 王章定
版式设计 娄 禹
责任印制 汪学发

出版发行 北京语言大学出版社
社 址 北京市海淀区学院路15号 邮政编码: 100083
网 址 www.blcup.com
电子邮件 escbooks@blcu.edu.cn
电 话 编辑部 010-8230 3647
发行部 010-8230 3650/3591/3651/3080
读者服务部 010-8230 3653/3908
网上订购 010-8230 3668 service@blcup.net
印 刷 北京新丰印刷厂
经 销 全国新华书店

版 次 2007年7月第1版 2008年8月第2次印刷
开 本 889毫米×1194毫米 1/16 印张: 12.25
字 数 102千字 印数: 5001-8000册
书 号 ISBN 978-7-5619-1890-6/H.07110
06800

©2007 北京语言大学出版社

Easy Steps to Chinese (Workbook 3)

Yamin Ma, Xinying Li

Editor Yali Wang, Qiang Miao
Art design Arthur Y. Wang
Cover design Arthur Y. Wang, Zhangding Wang
Graphic design Yu Lou

Published by
Beijing Language & Culture University Press
No.15 Xueyuan Road, Haidian District, Beijing, China 100083

Distributed by
Beijing Language & Culture University Press
No.15 Xueyuan Road, Haidian District, Beijing, China 100083

First published in July 2007
Second impression in August 2008
Copyright © 2007 Beijing Language & Culture University Press

All rights reserved. No part of this book may be reproduced, stored in a retrieval system, or transmitted, in any form or by any means, electronic, mechanical, photocopying, recording or otherwise, without prior permission in writing from the publisher.

E-mail: escbooks@blcu.edu.cn
Website: www.blcup.com

ACKNOWLEDGEMENTS

A number of people have helped us to put the books into publication. Particular thanks are owed to the following:

- 戚德祥先生、张健女士 who trusted our expertise in the field of Chinese language teaching and learning
- Editors 张健女士、苗强先生、王亚莉女士 for their meticulous work
- Graphic designers 娄禹先生、王章定先生 for their artistic design
- Art consultant Arthur Y. Wang and artists 陆颖、顾海燕、龚华伟、王净 for their artistic ability in the illustrations
- Edward Qiu who assisted the authors with the sound recording
- And finally, members of our families who have always given us generous support.

CONTENTS 目录


Unit 1	Lesson 1	Relatives	亲戚	1
	Lesson 2	Appearance	长相	10
	Lesson 3	Seeing a Doctor	看病	20
	Revision/Test		复习/测验	30
Unit 2	Lesson 4	Seasons	季节	36
	Lesson 5	Occupations	职业	46
	Lesson 6	Hobbies	爱好	56
	Revision/Test		复习/测验	66
Unit 3	Lesson 7	Subjects of Study	科目	72
	Lesson 8	School Facilities	学校设施	82
	Lesson 9	Stationery	文具	92
	Revision/Test		复习/测验	102
Unit 4	Lesson 10	Fresh Market	菜市场	108
	Lesson 11	Snacks	零食	118
	Lesson 12	Eating Out	外出就餐	128
	Revision/Test		复习/测验	138
Unit 5	Lesson 13	Neighbourhood	社区	144
	Lesson 14	Asking the Way	问路	154
	Lesson 15	Neighbours	邻居	164
	Revision/Test		复习/测验	174
Vocabulary			词汇表	180

Unit 1

Lesson 1 Relatives 亲戚

Text 1

1 Write the following in Chinese.



It is your turn!

Draw your family tree and write down the translation as above.

2 Write the radicals.

1. cave
4. hand
7. writing

2. arrow
5. grass
8. owe

3. page
6. walk
9. scholar

3 Categorize the following words.

爸爸	奶奶	爷爷
哥哥	妈妈	弟弟
姐姐	姑姑	大伯
妹妹	叔叔	

男

女

•	•	•	•
•	•	•	•
•	•	•	

4 Find the countries where these cities are located.

1 纽约 America

2 北京

3 伦敦

4 巴黎

5 东京

6 悉尼

7 香港

8 柏林

9 首尔

10 多伦多

11 莫斯科

12 罗马

5 Make sentences with “跟……一起”.

1. 我 弟弟 打篮球 → 我跟弟弟一起打篮球。

2. 他 朋友 踢足球 → _____

3. 她 妈妈 画油画儿 → _____

4. 弟弟 妹妹 打乒乓球 → _____

5. 爸爸 朋友 打高尔夫球 → _____

6. 我 同学 做作业 → _____

6 Make a sentence with each group of words given.

1. 亲戚 住

4. 学校 朋友

2. 我们 过圣诞节

5. 在家里 说

3. 爷爷、奶奶 跟……一起

6. 去过 国家

7 Add more words to each category.

1. 中国 _____

2. 英语 _____

3. 商人 _____

8 Write the meaning of each radical and simple character.

1. 伯 → 白 white



亻 standing person

2. 亲 → 木 _____



立 _____

3. 美 → 大 _____



羊 _____

4. 独 → 虫 _____



豸 _____

5. 圣 → 土 _____



又 _____

6. 起 → 己 _____



走 _____

9 Answer the questions.

1. 你去过北京吗?

2. 你在上海住过吗?

3. 你在哪些国家住过?

4. 你们家过圣诞节吗?

5. 今年你会去哪儿过圣诞节?

6. 你喜欢过圣诞节吗?

10 Write a character for each radical.

- | | | | | | | | | | |
|-----|----------------------|-----|----------------------|-----|----------------------|-----|----------------------|------|----------------------|
| 1 立 | <input type="text"/> | 2 女 | <input type="text"/> | 3 亻 | <input type="text"/> | 4 父 | <input type="text"/> | 5 讠 | <input type="text"/> |
| 6 冫 | <input type="text"/> | 7 宀 | <input type="text"/> | 8 辶 | <input type="text"/> | 9 亠 | <input type="text"/> | 10 足 | <input type="text"/> |

11 Reading comprehension.

去年圣诞节我们是在新加坡跟爷爷、奶奶一起过的。爸爸家的亲戚都来了。叔叔家的堂哥和姑姑家的表姐都是第一次来新加坡。因为他们都在加拿大长大，所以这是他们第一次穿短裤、汗衫过圣诞。他们看见穿汗衫、短裤的圣诞老人时觉得很好笑。

《 Answer the questions:

1. 去年圣诞节他是在哪儿过的?
2. 他爸爸家的什么亲戚是第一次在新加坡过圣诞节?
3. 他的堂哥、表姐在哪儿长大?
4. 圣诞节期间新加坡的天气热吗?
5. 新加坡人过圣诞节时穿什么衣服?

Text 2

12 Write the following in Chinese.



grandfather
(paternal)



grandmother
(paternal)



grandfather
(maternal)



grandmother
(maternal)



father's sister



father's elder
brother



mother's brother



mother's sister

13 Circle the phrases and write them down with their meanings.

阿	姨	大	伯	叔
姑	妈	爷	爷	叔
舅	春	节	奶	奶
行	之	上	，	”

6 _____

6 _____

7 _____

7 _____

8 _____

8 _____

14 Find the common part in each pair and write it down.

- | | | |
|---------|-------|-------|
| 1. 刻孩 亥 | 2. 超起 | 3. 妈吗 |
| 4. 节爷 | 5. 阿哥 | 6. 婆姑 |
| 7. 友叔 | 8. 跟很 | 9. 医矮 |

15 Answer the questions.

❶ 你外公还在吗？他多大岁数了？

❷ 你外婆读过大学吗？她做过什么工作？

❸ 你有舅舅吗？有几个？他(们)现在住在哪儿？

❹ 你妈妈家的亲戚多吗？你常跟他们见面吗？

❺ 你跟哪位亲戚最亲？他/她现在住在哪儿？

16 Pick the words from the box to form phrases.

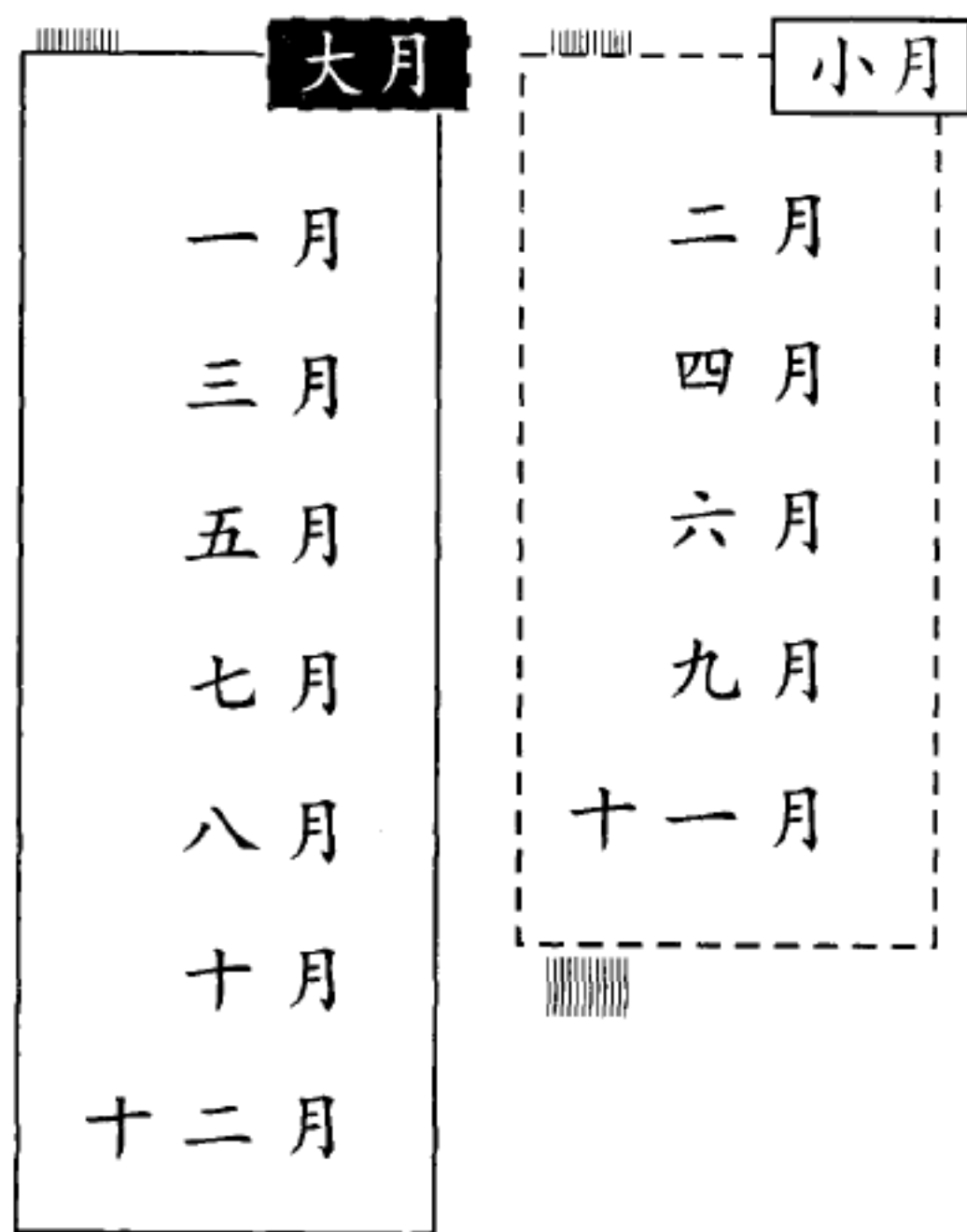
姑	学	国	孩
前	婆	出	姨
儿	节	去	天

- | | | |
|------|------------|------------|
| 1. 外 | 2. _____ 妈 | 3. _____ 子 |
| 外 | _____ 妈 | _____ 子 |
| 4. 春 | 5. _____ 年 | 6. _____ 生 |
| 春 | _____ 年 | _____ 生 |

17 Rearrange the words/phrases to form a sentence.

1. 很多 / 有 / 我家 / 亲戚。 → _____
2. 前年 / 了 / 去世 / 她外婆。 → _____
3. 春节 / 我们家 / 北京 / 过 / 在 / 每年。 → _____
4. 两个 / 他 / 有 / 阿姨。 → _____
5. 见面 / 不常 / 跟 / 我 / 我家亲戚。 → _____
6. 圣诞节 / 我 / 在 / 过 / 每年 / 纽约。 → _____

18 Answer the questions.



1. 今天几月几号? 星期几?
2. 这个月是大月还是小月?
3. 这个月的十五号是星期几?
4. 下个月的一号是星期几?
5. 你的生日是几月几号?
6. 今年你生日那天是星期几?

Fill in the blanks with proper words.

1.		今天		
2.		去年		后年
3.		这个星期		
4.	上个月			

Reading comprehension.

外公、外婆：

你们好！

我们是上个星期日回到香港的。今年的春节过得很开心。我和弟弟都喜欢吃外婆做的红烧鱼和饺子。跟外公一起写毛笔字也很有意思。妈妈说我的毛笔字写得不好，所以我有时间会多多练习。明年春节我会再来北京。

祝外公、外婆健康、愉快！

外孙：小亮

二月六号

True or false:

- 小亮是在北京过的春节。
- 他们二月六日回到了香港。
- 小亮喜欢吃外公做的红烧鱼。
- 外公、外婆都会写毛笔字。
- 小亮的毛笔字写得很漂亮。
- 小亮明年还会去北京过春节。

Writing task:

Write a letter (80-100 words) to your grandparents about the celebration of a festival. You should include:

- when and where you went to celebrate the festival
- what you did with your grandparents
- how you felt about the activities
- whether you wish to come again

21 Type the following passage on the computer.

我爸爸家的亲戚都在美国。我爷爷去年去世了，奶奶跟我姑姑住。我姑姑有一个女儿和一个儿子，他们都在美国上大学。我们家每年去美国过圣诞节。我妈妈家的亲戚都住在北京。外公和外婆现在跟舅舅住在一起。我们家每年都去北京过春节。

22 Search for the information on the internet and fill in the blanks with Chinese characters.

1. The whole name of China: _____
2. The capital of China: _____
3. The population of China: _____

23 Learn the ways you address your cousins in Chinese. Use the dictionary if necessary.

1. 你大伯/叔叔家的儿子是你的堂兄或堂弟。
2. 你大伯/叔叔家的女儿是你的堂姐或堂妹。
3. 你姑姑家的儿子是你的表哥或表弟。
4. 你姑姑家的女儿是你的表姐或表妹。
5. 你姨妈/舅舅家的儿子是你的表兄或表弟。
6. 你姨妈/舅舅家的女儿是你的表姐或表妹。

Unit 1

Lesson 2 Appearance 长相

Text 1


1 Match the picture with the answer.

1


瓜子脸



2



3



4



5



6




7



8



9



10



Answers

- a) 方脸
- b) 长脸
- c) 圆脸
- d) 瓜子脸
- e) 高鼻子
- f) 大眼睛
- g) 小嘴巴
- h) 高个子
- i) 胖
- j) 瘦

2 Find the opposite words in the box and write them down.

矮 小 瘦
短 少 漂亮
晚 下 去
右 前 远

- 1. 不好看 → _____
- 2. 高 → _____
- 3. 长 → _____
- 4. 大 → _____
- 5. 多 → _____
- 6. 上 → _____
- 7. 近 → _____
- 8. 胖 → _____
- 9. 来 → _____
- 10. 后 → _____
- 11. 左 → _____
- 12. 早 → _____

3 Write the following in Chinese.

