


Treasure Island

金银岛



Robert Louis Stevenson

Mc
Graw
Hill

Pre-Intermediate

B1 Threshold



With
MP3 Inside
Extra Section on Culture
Integrated Activities
Fictional and Non-Fictional Texts
Glossary with Vocabulary Activities



西安交通大学出版社
XI'AN JIAOTONG UNIVERSITY PRESS

Treasure Island

金银岛

Robert Louis Stevenson 著

邹命贵 译



西安交通大学出版社
XI'AN JIAOTONG UNIVERSITY PRESS

图书在版编目(CIP)数据

金银岛: 英汉对照 / (英)史蒂文森(Stevenson, R. L.)
著; 邹命贵译. —西安: 西安交通大学出版社, 2008. 8
书名原文: Treasure Island
ISBN 978-7-5605-2880-9

I. 金… II. ①史…②邹… III. ①英语—汉语—对照读
物②长篇小说—英国—近代 IV. H319.4: I

中国版本图书馆 CIP 数据核字(2008)第 111822 号

版权登记: 陕版出图字 25-2008-058 号

All rights reserved. No part of this publication may be reproduced or transmitted in any form or by any means, electronic or mechanical, including photocopying, recording, taping, or any information and retrieval system, without the written permission of the publisher.

Copyright ©2006 by The McGraw-Hill Companies, Inc.

This authorized English-Chinese bilingual edition is jointly published by McGraw-Hill Education (Asia) Co. and Xi'an Jiaotong University Press. This edition is authorized for sale in the People's Republic of China only, excluding Hong Kong, Macao SAR, and Taiwan.

本书英汉双语版由西安交通大学出版社与美国麦格劳-希尔(亚洲)出版公司合作出版。未经出版者预先书面许可,不得用任何方式复制或抄袭本书的任何内容。此版本仅限在中华人民共和国境内(不包括香港、澳门特别行政区及台湾)销售。

- | | |
|------|--|
| 书 名 | 金银岛 |
| 著 者 | (英)Robert Louis Stevenson |
| 译 者 | 邹命贵 |
| 责任编辑 | 李 蕊 周 雯 |
| 封面设计 | 大愚设计 |
| 出版发行 | 西安交通大学出版社 |
| 地 址 | 西安市兴庆南路 10 号(邮编:710049) |
| 电 话 | (029)82668357 82667874(发行部)
(029)82668315 82669096(总编办) |
| 印 刷 | 北京画中画印刷有限公司 |
| 字 数 | 30 千 |
| 开 本 | 787mm×1092mm 1/16 |
| 印 张 | 9.25 |
| 版 次 | 2008 年 8 月第 1 版 2008 年 8 月第 1 次印刷 |
| 书 号 | ISBN 978-7-5605-2880-9/H·793 |
| 定 价 | 25.00 元 |

版权所有 侵权必究

如有缺页、倒页、脱页等印装质量问题,请拨打服务热线:010-62605166。

新东方
NEW ORIENTAL 图书策划委员会

主任 俞敏洪

委员 (按姓氏笔划为序)

王 强 王文山

包凡一 仲晓红

李 杜 邱政政

沙云龙 汪海涛

陈向东 周成刚

徐小平 窦中川

内容及特色介绍

Password Readers 系列读物精选了原创和经典的小说类作品。这些作品经过改编后更加适合英语学习者的需要。该系列读物为读者自主学习提供了实用且易理解的学习材料。每册读物由十余个六页长度的章节组成，故事与练习交替循环，既巩固词汇学习，又增强阅读技巧。每个故事结束后还配有与主题相关的背景信息，有助于读者深入理解文本并扩大知识面。每册读物均配有一张音频光盘，在提高听力的同时，也给人一种听的享受。先听再读，你会发现每本书都具有更为丰富的价值。

第一级(Beginner)

这一级别读物几乎都以现在时陈述，出现一些情态动词，尤其是 **must** 和 **can**；并包含大量关于形容词、介词和疑问词的练习。在第一级的读物中，插图在词汇学习与测试中起到了重要的作用。

第二级(Elementary)

这一级别读物几乎都以现在时陈述。其中也出现一些情态动词的使用，尤其是 **must**, **can**, **should**, **have to**。这一级别的大多数读物包含关于形容词比较级、不规则名词复数形式，以及疑问词和疑问句的练习。每册读物都配有全彩色插图，既帮助读者加强对文章的理解，又增加练习题的生动性。

第三级(Pre-intermediate)

几乎所有故事都以现在时讲述，涉及少量过去时，尤其是 **was** 和 **were**。大多数读物都聚焦于常用的基本词汇，很少出现助动词，读者可以进一步学习形容词的比较级和疑问词的用法。

第四级(Intermediate)

一般过去时广泛地出现在这一级别的读物中。学生可以从中掌握不规则动词的过去时态变形。文章中还包括动词的一般将来时和一些常用情态动词的用法。这一级别的文章用词更为广泛，读者可以深入学习形容词比较级和最高级的用法。其中一些读本还讲述了更为复杂的语法结构，比如条件状语从句、不定式结构等。语法讲解采用大量疑问句和否定句作为例子，以加深对语法结构的学习。

第五级(Upper-intermediate)

这一级别读物涉及的话题及词汇主要聚焦于现代时尚行业：电视产品、时尚设计、电子银行等。这些故事的中心内容是商业事务及现代无线通信。文章中使用了中高级难度的动词时态和其他语法结构。

读者可根据自己实际的英语水平(如词汇量、语法知识、理解能力、阅读能力等)选择适合自己的读物，而不必受制于学校年级划分或学历高低的约束。关于本系列读物的其他信息，请参考书末最后一页。



CONTENTS

Chapter 1	Captain Bones	/4
Chapter 2	The Blind Man	/10
Chapter 3	Long John silver	/16
Settings —	<i>At the Inn</i>	/22
Chapter 4	The Voyage	/24
Chapter 5	The Apple Barrel	/30
Chapter 6	Murder!	/36
Chapter 7	Ben Gunn	/42
Settings —	<i>On the Island</i>	/50
Chapter 8	Silver Makes An Offer	/52
Chapter 9	The Attack	/58
Chapter 10	Israel Hands	/64
Settings —	<i>On the Ship</i>	/70
Chapter 11	Silver's Prisoner	/72
Chapter 12	The Black Spot Again	/78
Chapter 13	The Last Battle	/84
Chapter 14	The End	/92
<i>About the Story</i>		
	<i>The World of the Pirates</i>	/98
	<i>Characters</i>	/102
	<i>Places</i>	/104
	<i>Plot</i>	/106
	<i>Not only glossary</i>	/108

第1章 彭斯船长 /113

第2章 瞎子 /114

第3章 朗·约翰·西尔弗 /116

场景——旅店

第4章 海上航行 /117

第5章 苹果桶里偶获机密 /118

第6章 谋杀 /119

第7章 本·甘恩 /120

场景——岛上

第8章 西尔弗谈判 /122

第9章 发起进攻 /124

第10章 伊斯莱尔·汉兹 /125

场景——船上

第11章 西尔弗的俘虏 /126

第12章 “黑名单”再现 /127

第13章 最后的战斗 /128

第14章 大结局 /130

背景知识

 海盗世界 /132

 人物

 地点

 情节

词汇表 /134

参考答案 /138




Pictures

1 Look at the illustrations in Chapter 1 (without reading the text) and answer the questions.

- 1) Does this story take place now or hundreds of years ago?
How can you tell?
- 2) Where does the beginning of the story take place?
 - ☐ on a tropical island
 - ☐ in a big city
 - ☐ on the coast of England

CHAPTER 1

Captain Bones



3) Which two of these characters appear in the first chapter?

- ☐ a beautiful girl
- ☐ a young boy
- ☐ a violent old man

Words

2 Match each of the following words (1-4) with parts of the illustrations in this chapter.

1) inn 2) sailor 3) knife 4) rum

1 Captain Bones stayed at the inn for weeks. Every evening he drank.

2 More rum!

3 Fifteen men on the dead man's chest
Yo-ho-ho
and a bottle of rum!

4 The Captain was a violent man. One evening he shouted at Doctor Livesey.

Silence, over there!
Do you hear me?

5

6 But Doctor Livesey was not afraid.

7 I am a doctor. I can tell you this - if you continue drinking, you will soon be dead.

Captain Bones pulled out a knife.

8 What?

Put that knife down - or you will be under arrest.

9


10

The Captain was furious but he sat down.

11

Every morning Captain Bones went for a walk.

1



2 One day a stranger arrived at the inn.

3 Is my friend Bill here?

4 The Captain?

6 I'll sit here and wait for him.



5 Ha ha! Yes, the Captain.




An hour later the Captain returned.

7

8 Black Dog! How did you find me?

9 Hello, Bill. Nice to see you again.

10 Bring us some rum, boy. Bill and I want to talk.



1 A few minutes later Jim heard angry voices.

2
No, no,
NO!

The Captain pulled out his sword. Black Dog ran to the door.

3

4
We'll come
back for you,
Bill.

The Captain sat down.
His face was white.

5

6
I must
get away...
before they
come...



Captain Bones

Characters

3 Write the names of characters to complete the sentences (1-8).

- 1) _____ comes to stay at *The Admiral Benbow*.
- 2) _____ is a doctor in the west of England.
- 3) _____ is a friend of Captain Bones.
- 4) _____ lives with his mother.
- 5) _____ is an old pirate.
- 6) _____ works in an inn called *The Admiral Benbow*.
- 7) _____ is not afraid of Bones.
- 8) _____ comes to visit the Captain at the inn.

Language

4 Find the past-tense form of each of the following verbs.

- | | |
|-----------------|-------------------|
| 1) live _____ | 5) sit down _____ |
| 2) have _____ | 6) go _____ |
| 3) arrive _____ | 7) hear _____ |
| 4) drink _____ | 8) run _____ |

5 Who says each of the following sentences?

Fill in the names.

- 1) _____ I'll stay here.
- 2) _____ You will soon be dead.
- 3) _____ You will be under arrest.
- 4) _____ I'll sit here.
- 5) _____ We'll come back.

The future tense is formed by putting the auxiliary verb *will* (or its contraction 'll) in front of the principal verb.

I go	I'll go
you see	you'll see

6 In the following sentences, what characters (a-f) do the underlined pronouns refer to?

- ☐ They had an inn called *The Admiral Benbow*.
- ☐ If you see him, tell me.
- ☐ He shouted at Doctor Livesey.
- ☐ How did you find me?
- ☐ We'll come back for you.
- ☐ I must get away... before they come.

- a) the sailor with one leg
- b) Captain Bones
- c) Black Dog
- d) Jim
- e) Black Dog and his friends
- f) Jim and his mother

7 Without looking at the captions, put these sentences in the correct order.

- a) A few minutes later Jim heard angry voices.
- b) But Doctor Livesey was not afraid.
- c) One day a stranger arrived at the inn to talk to Captain Bones.
- d) Captain Bones stayed at the inn for weeks.
- e) The captain pulled out his sword and Black Dog, the stranger, ran to the door.
- f) The captain was a violent man. One evening he shouted at Doctor Livesey.
- g) Jim Hawkins lived with his mother. They had an inn called *The Admiral Benbow*.
- h) One day the old pirate Captain Bones arrived.
- i) The captain sat down. His face was white.

Then listen to the CD to check your work.

Pictures

1 Look at the illustrations in Chapter 2 (without reading the text) and answer the questions.

- 1) A visitor arrives at the inn. What is strange about him?
- 2) Who does he want to see? What does he give him?
- 3) What happens to Captain Bones?
- 4) What happens to the strange visitor in the end?

CHAPTER 2

The Blind Man



Words

2 Match each of the following words (1-4) with parts of the illustrations in this chapter.

- 1) chest
- 2) rider
- 3) spot
- 4) blind



CHAPTER 2

1 Jim told his mother about the Captain.

2 Now we have no money. He didn't pay us.

3 He said I can have his map.



4 A map?

5 Yes, I think it's in his chest.



6 They went upstairs to the Captain's room.

7 Here it is!




8

What's that?

9

It's the blind man! Quick!

10 They ran outside.



THE BLIND MAN

1 The blind man was at the front door with three companions.



2 Break the door!
In, in, in!
Get the map.

3 Bill's dead!
There's no map here.



4 It's that boy.
Find him.
I'll pull out
his eyes!



5 Riders are
coming!
Let's go!

7 The blind man ran in front of the horses.

6 Wait! Don't leave
me here - I can't see.



8 Be careful!
Where are you going?



9 Aiiiii!



10 Oh, no!
I think
he's dead.





The Blind Man

Story

3 True or false? Indicate T or F.

- | | T | F |
|---|--------------------------|--------------------------|
| 1) Jim does not give rum to Captain Bones. | <input type="checkbox"/> | <input type="checkbox"/> |
| 2) The captain says that Jim can have Flint's map. | <input type="checkbox"/> | <input type="checkbox"/> |
| 3) The blind man does not know the captain. | <input type="checkbox"/> | <input type="checkbox"/> |
| 4) The blind man kills the captain with a sword. | <input type="checkbox"/> | <input type="checkbox"/> |
| 5) Jim's mother did not receive money from the captain. | <input type="checkbox"/> | <input type="checkbox"/> |
| 6) Jim takes some money from the captain's chest. | <input type="checkbox"/> | <input type="checkbox"/> |
| 7) The blind man wants to take the captain's money. | <input type="checkbox"/> | <input type="checkbox"/> |
| 8) The riders do not want to kill the blind man. | <input type="checkbox"/> | <input type="checkbox"/> |

Language

4 Find the past-tense form of each of the following verbs.

- | | |
|---------------|---------------|
| 1) say _____ | 4) look _____ |
| 2) give _____ | 5) see _____ |
| 3) come _____ | 6) tell _____ |

5 Who says each of the following sentences?

Fill in the names.

- 1) _____ Take me to the Captain.
- 2) _____ Wait!
- 3) _____ Give me your hand.
- 4) _____ Don't leave me here.
- 5) _____ Bring me a glass of rum.
- 6) _____ Get the map.
- 7) _____ Don't move.
- 8) _____ Break the door!
- 9) _____ Be careful!
- 10) _____ Find him.

To express the imperative, the infinitive is used, without the word "to".

To express the negative imperative, the word don't is put in front of the verb.

Look! Don't look at me!
Listen! Don't listen to him!