

Maya

完全实用教程

Maya 5 Maya 5 Maya 5 Maya 5 Maya 5 Maya 5 Maya 5 Maya 5

吴其庆 编著



冶金工业出版社

Maya 完全实用教程

吴其庆 编著

北 京

冶金工业出版社

2004

内 容 简 介

本书全面、系统地介绍了电脑 3D 动画制作软件 Maya 及其应用。内容包括：认识 Maya，Maya 的界面与基本操作，Maya 的环境设置，多边型的操作，曲线曲面的操作，细分面的操作，渲染、材质和灯光的操作，动画的操作，角色的操作，动力的操作，绘图的操作以及 Maya 的综合实例。

本书内容全面、结构合理、由浅入深，讲解通俗易懂，设计思想与实践并重，书中图文并茂，各章配有同步练习，书末附有练习参考答案，既可以作为高等院校相关专业的教材，也适合不同程度的 Maya 学习者、3D 电脑动画专业制作人士以及广大 3D 电脑动画爱好者学习参考。

图书在版编目 (CIP) 数据

Maya 完全实用教程 / 吴其庆编著. —北京：冶金工业出版社，2004.4
ISBN 7-5024-3484-4

I. M... II. 吴... III. 三维—动画—图形软件，
Maya—教材 IV. TP391.41

中国版本图书馆 CIP 数据核字 (2004) 第 017478 号

出版人 曹胜利 (北京沙滩嵩祝院北巷 39 号，邮编 100009)

责任编辑 戈兰

湛江蓝星南华印务公司印刷；冶金工业出版社发行；各地新华书店经销

2004 年 4 月第 1 版，2004 年 4 月第 1 次印刷

787mm × 1092mm 1/16；8 插页；55.5 印张；1295 千字；874 页；1-2500 册

99.00 元

冶金工业出版社发行部 电话：(010) 64044283 传真：(010) 64027893

冶金书店 地址：北京东四西大街 46 号 (100711) 电话：(010) 65289081

(本社图书如有印装质量问题，本社发行部负责退换)




图 2-1




图 2-68




图 4-1



图 5-1




图 6-1

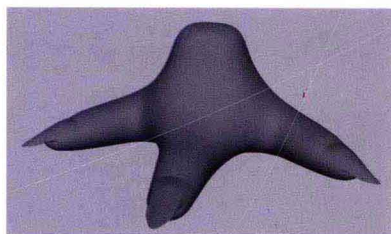


图 7-1




图 8-1




图 8-28




图 8-205




图 8-222



图 8-223



图 8-224




图 8-235




图 8-246



图 8-251



图 8-257




图 8-268




图 8-272




图 8-273



图 8-274




图 8-275




图 8-297



图 8-363




图 8-298



图 8-364




图 8-313



图 8-369



图 8-324



图 8-370



图 8-342




图 8-402



图 8-431



图 8-498

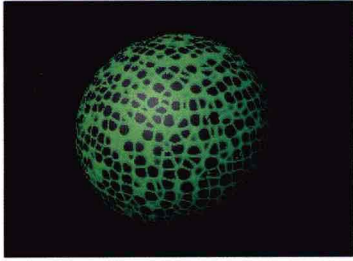


图 8-465



图 8-511

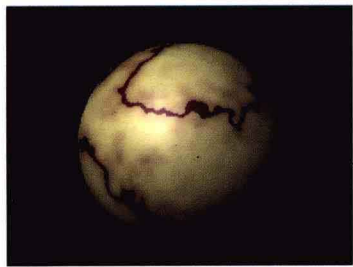


图 8-474




图 8-548



图 8-475

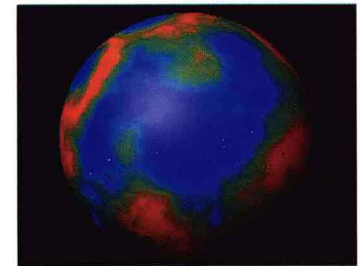


图 8-550

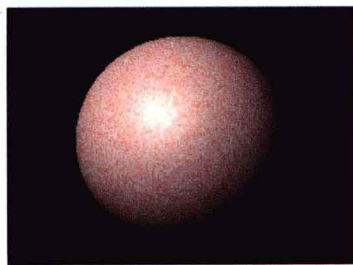


图 8-486



图 8-555



图 8-570




图 8-607




图 8-577




图 8-623



图 8-584

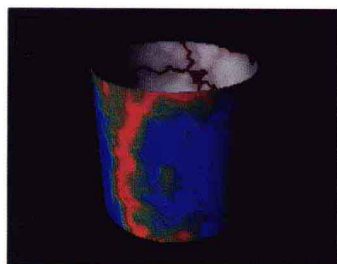


图 8-645




图 8-585



图 8-669




图 8-599




图 8-675




图 8-684




图 8-691

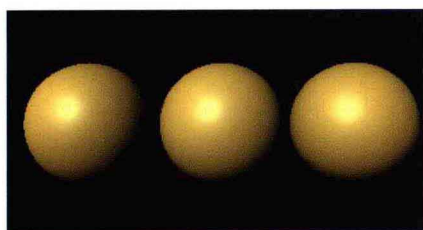


图 8-695




图 8-702




图 8-705




图 8-710



图 8-729



图 8-731




图 8-744




图 8-746




图 8-749




图 8-780




图 8-756




图 8-782




图 8-767




图 8-785




图 8-775




图 8-797




图 8-817




图 8-819




图 8-820




图 8-826




图 8-836




图 8-837




图 8-838




图 8-839




图 8-840




图 8-842



图 8-844



图 8-847




图 8-875




图 8-906

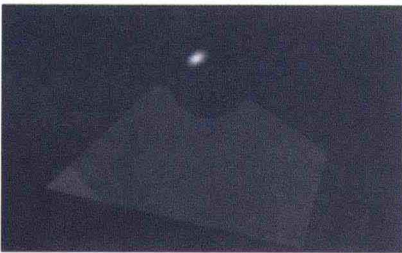


图 8-908



图 8-918




图 8-920




图 8-923




图 8-942




图 8-943




图 9-36

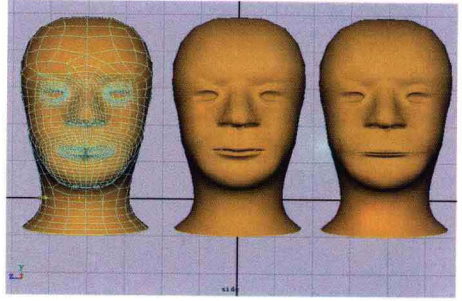


图 10-183




图 10-174

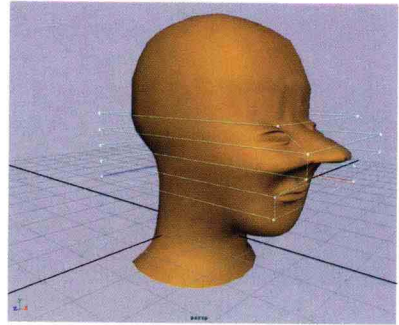


图 10-203

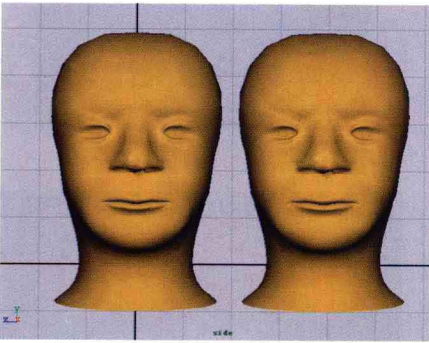


图 10-175

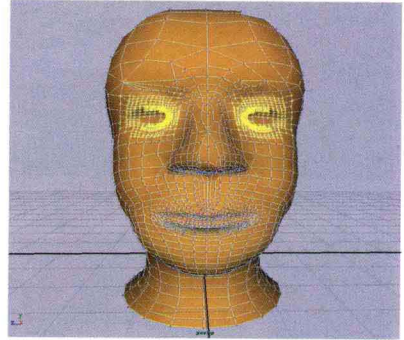


图 10-204

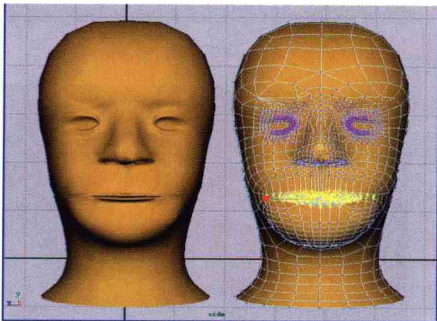


图 10-180




图 10-211

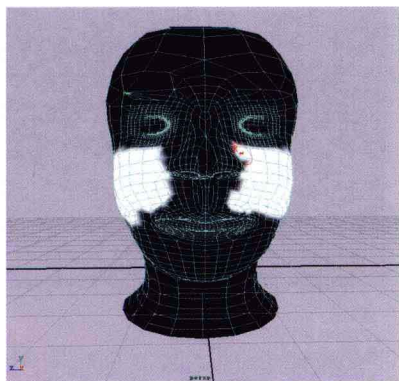


图 10-219




图 10-224




图 10-228




图 10-231




图 10-263




图 10-264




图 10-267




图 10-300

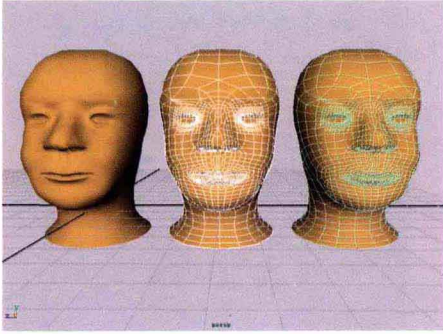


图 10-321

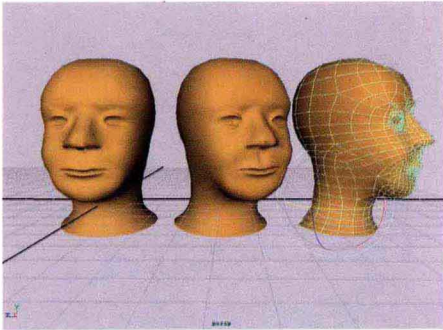


图 10-324




图 10-329




图 10-331




图 11-1




图 11-21

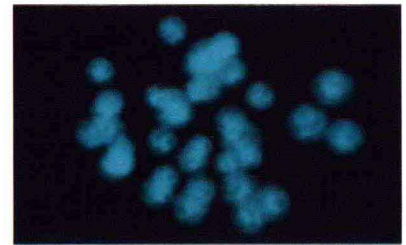


图 11-72

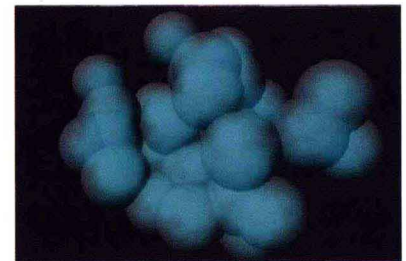


图 11-76

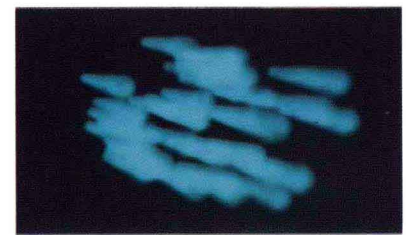


图 11-78

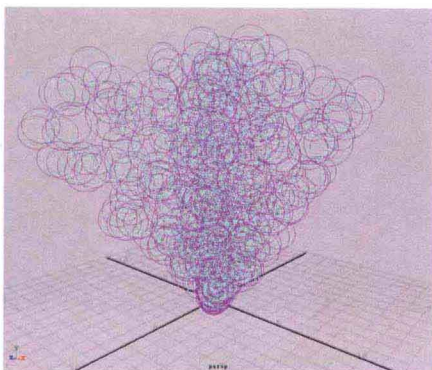


图 11-139

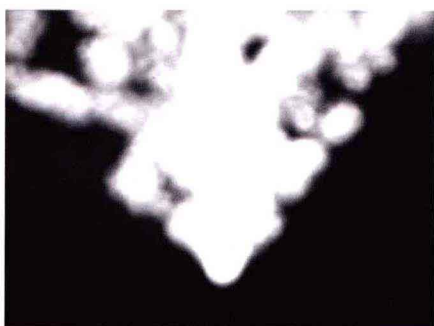


图 11-145




图 11-299




图 12-1



图 12-13



图 12-27



图 12-28



图 12-45




图 12-52




图 12-54




图 12-57




图 12-60




图 12-61



图 12-82



图 12-86




图 12-144




图 12-156