

快速提高英语成绩的得力助手



小学英语

高分拔尖

提优训练

培 优 生 快 班 生 尖 子 生 提 优 必 备

ENGLISH

3B

国标江苏版

提优新计划 训练新方法!

策 划：刘根林

主 编：张 莉



东南大学出版社

快速提高英语成绩的得力助手



小学英语

高分拔尖

提优训练

ENGLISH

3B

国标江苏版

策划：刘根林

主编：张莉

提优新计划 训练新方法！



东南大学出版社

·南京·

图书在版编目(CIP)数据

高分拔尖提优训练. 英语. 3B / 张莉主编. —南京: 东南大学出版社, 2008. 12

ISBN 978-7-5641-1474-9

I. 高… II. 张… III. 英语课—小学—习题 IV. G624

中国版本图书馆CIP数据核字(2008)第186925号

高分拔尖提优训练

英语 3B 国标江苏版

主 编 张 莉
责任编辑 唐 允

出版发行 东南大学出版社
经 销 各地新华书店
出 版 人 江 汉
社 址 南京市四牌楼2号
邮 编 210096

印 刷 者 南京雄州印刷有限公司
开 本 787mm×1092mm 1/16
印 张 23.5
字 数 441千字
版 次 2008年12月第1版第1次印刷
书 号 ISBN 978-7-5641-1474-9/G·132
定 价 37.50元(共3册)

写在前面的话

提优新计划+训练新方法=高分拔尖

在新一轮课程改革的不断推动下，要求着重培养学生综合素质的呼声也越来越高，因此，如何加强学生综合素质的培养就成了亟待解决的新课题。在这种背景下，急切需要一套既能帮助学生牢固掌握基础知识和基本技能，又能加强学生综合素质培养，使学生向优秀拔尖快速迈进的辅助教材。在此，编者向大家郑重推荐《高分拔尖提优训练》系列丛书。

本丛书从策划到编写均以有效提高学生的学习成绩，向优秀拔尖迈进为宗旨，是培优生、快班生、尖子生提优的必备读物。本丛书紧扣教材，与课堂教学同步，按课时展开，每课时分为“课堂夺冠”“课外提优”“高分拔尖”三大板块，全面点击教学中的重点、难点，指导学生探究性学习。

课堂夺冠 以教材内容为背景。针对课堂教学的要求，紧贴课本，紧扣课堂，让学生在最短的时间内了解自己对基础知识的掌握情况，从而对症下药，查漏补缺。

课外提优 以拓展已知信息为主。题型覆盖面广、题目设置灵活，学生在掌握基础知识的前提下，通过或经典或新颖的题目，向更高水平迈进。本部分考查内容仍与课本相联，但在整体性、前瞻性和应试性上又超出课本，旨在培养学生的综合运用能力。

高分拔尖 以特色创新为主。所编选的题目集知识性、趣味性、实践性、开放性于一体，同时将各学科知识渗透其中，旨在激发学生的探求心理和兴趣，主动思考，以达到更高层次的领悟。同时，题目的轻松趣味性还有助于学生适当放松，提高学习效率。

本丛书的编写，有多位名师的积极参与，编写组成员都是一线教学的特高级教师，他们大胆创新、精心编写，有效地吸收了一线教学的最新经验和成果，为这套丛书增光添彩。功夫不负有心人，我们坚信本丛书能为广大师生朋友带来切实的帮助。

由于时间仓促，书中难免有疏漏之处，恳请广大师生朋友批评指正。

编写组

目 录

Unit 1 My school bag

第一课时	1
第二课时	3
单元综合测评卷	5

Unit 2 Yes or no

第一课时	9
第二课时	11
单元综合测评卷	13

Unit 3 Family members

第一课时	17
第二课时	19
单元综合测评卷	21

Unit 4 Time

第一课时	25
第二课时	28
单元综合测评卷	30

Unit 5 Plus and minus

第一课时	34
第二课时	36
单元综合测评卷	38

Unit 6 Review and check

第一课时	42
第二课时	44
单元综合测评卷	46
期中综合测评卷	50

Unit 7 Where?

第一课时	54
第二课时	56
单元综合测评卷	58

Unit 8 I'm hungry

第一课时	62
第二课时	65
单元综合测评卷	67

Unit 9 Shopping

第一课时	71
第二课时	73
单元综合测评卷	75

Unit 10 Do you play...?

第一课时	79
第二课时	81
单元综合测评卷	83

Unit 11 A good idea

第一课时	87
第二课时	89
单元综合测评卷	91

Unit 12 Review and check




第一课时	95
第二课时	97
单元综合测评卷	99
期末综合测评卷	103
参考答案	107

Unit 1 My school bag

第一课时

课堂夺冠

I. 看图连线。




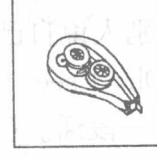


pencil

stapler

school bag

knife

pencil sharpener



storybook

tape

copybook

crayon

toy train

II. 中英文互译。

1. 一支蜡笔 _____
2. 一本故事书 _____
3. 一个书包 _____
4. 一本抄写本 _____
5. in English _____
6. Thank you _____
7. Excuse me _____
8. Oh, I see _____

课外提优

I. 连词成句。

1. English, what, in, is, that(?)

2. your, what, in, pencil box, this, is(?)

3. a, is, it, copybook(.)

4. here, Tom, come(, .)

II. 根据情境, 选出正确的答案。

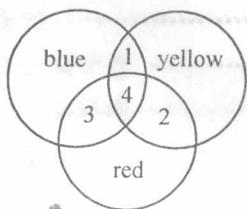
- () 1. 你问别人这个东西用英语怎么说, 应该说: _____
 A. What's this? B. What's this in English?
- () 2. 你打扰别人前, 应该说: _____
 A. I'm sorry. B. Excuse me.
- () 3. 你想叫 Nancy 过来, 应该说: _____
 A. Come, here, Helen. B. Come here, Nancy.
- () 4. 你问别人那是什么, 应该说: _____
 A. What's this? B. What's that?
- () 5. 你对别人说自己明白了, 应该说: _____
 A. Oh, I see. B. Thank you.

III. 将下列句子排成一段话。(用 A, B, C, D, E 标出)

- () Hello, Wang Bing.
 () Sure. Here you are.
 () Hello, Nancy. What's that in English?
 () Can I have a look?
 () It's a stapler.

高分拔尖

用英语写出图中重叠部分的颜色。



1. _____ 2. _____
 3. _____ 4. _____

第二课时

课堂夺冠

I. 判断下列每组单词画线部分读音是否相同,用“√”或“×”表示。

1. tape bag()2. school book()3. what watch()4. this see()5. crayon stapler()6. toy boy()

II. 读句子,选出正确的图片。

() 1. —What's this in the pencil box? —It's a crayon.



() 2. —What's this on your bag? —It's a storybook.



() 3. I can see a tape on the ruler.



() 4. This is a ball. It's in the basket.



() 5. —What's that in the box? —Oh, it's a dog.



课外提优

I. 看图,完成对话。

1. —_____ this?

—It's a basketball.

—What _____ is it?

—It's blue.




2. —What's that in English?

—It's a _____.

—Oh, I _____.

3. —Look at the _____.

— _____ nice!



II. 根据句意,用 in 或 on 填空,并将该句翻译成汉语。

1. What's that _____ your pencil box?

2. The storybook is _____ the chair.

3. What's this _____ the bed?

4. What's that _____ English?

5. Turn _____ the TV, please.

III. 下面每一个句子中都有一处错误,请把它找出来,并将序号填在题前的括号内。

() 1. It's a apple.
A B C

() 2. What's that in pencil box?
A B C D

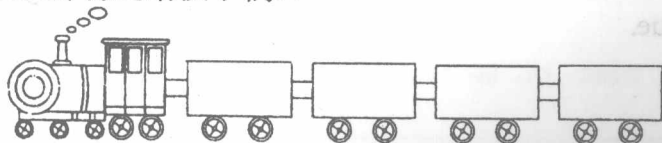
() 3. What's this in the English?
A B C D

() 4. Excuse I, Gao Shan.
A B C

高分拔尖

请根据短文内容画出火车上的物品并涂上颜色。

Look! The train is coming to the station(车站). It's carrying(搬运) a lot of things. There's a pencil sharpener. It's pink. There's a rubber. It's white. There's a knife. It's red. There's a stapler. It's yellow. All these things will be sent to children(所有的东西都将送给孩子们).



单元综合测评卷

(时间:40分钟 总分:100分)

听力部分(30分)

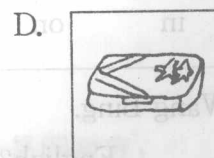





I. 听录音,找出未听到的单词,把序号填在括号内。(8分)

- () 1. A. a tape B. a storybook C. a pencil
 () 2. A. a knife B. a toy train C. a ruler
 () 3. A. a school bag B. a pen C. a crayon
 () 4. A. a copybook B. a book C. a stapler

II. 听录音,选择合适的应答句。(10分)

- () 1. A. It's a knife. B. Oh, I see.
 () 2. A. I can see a rubber. B. It's a rubber.
 () 3. A. It's a bed. B. It's red.
 () 4. A. All right. B. Thank you.
 () 5. A. A telephone. B. Yes, please.

III. 听录音,按照录音当中几位小朋友问话的顺序把人物和物体连一连。(12分)



笔试部分(70分)

I. 根据汉语提示,将单词补充完整。(8分)

- | | |
|---------------------|-----------------------|
| 1. t ___ pe(修正带) | 2. c ___ ay ___ n(蜡笔) |
| 3. p ___ n(钢笔) | 4. b ___ g(包) |
| 5. cl ___ c ___ (钟) | 6. o ___ an ___ e(橘子) |
| 7. b ___ ke(自行车) | 8. goodb ___ e(再见) |

II. 英译汉。(16分)

- | | |
|---------------------------|------------------------|
| 1. a long ruler _____ | 2. my toy train _____ |
| 3. a new school bag _____ | 4. his knife _____ |
| 5. her storybook _____ | 6. a blue pen _____ |
| 7. this tape _____ | 8. that ball pen _____ |

III. 选择正确答案。(5分)

() 1. _____, what's this in English?
 A. Excuse me B. Sorry C. Thank you

() 2. What's this? It's _____ crayon.
 A. a B. an C. the

() 3. What's that on _____ desk?
 A. a B. an C. the

() 4. — _____ in my school bag?
 —It's a tape.
 A. That's B. This is C. What's

() 5. —What's this in your pencil box?
 —It's a _____.
 A. bag B. book C. tape

IV. 选择方框里的词填空。(8分)

come	toy	in	on	an	see
------	-----	----	----	----	-----

- _____ here, Wang Bing.
- What's this _____ English?
 —It's a _____ train.
- What's that _____ the desk?

—It's a copybook.

—Oh, I like it very much.

4. —What's that in your school bag? (this; that)

—It's an English book. (a; an)

V. 根据所给的情境,选择合适的句子。(14分)

() 1. 当你想知道书橱上的东西是什么时,你说:

A. Excuse me, what's that on the bookcase?

B. What's this in the bookcase?

C. Hello, what's this on the bookcase?

() 2. 当别人叫你过来时,他会说:

A. Come in, please.

B. Sit down, please.

C. Come here, please.

() 3. 当你想知道圆珠笔用英语怎么说时,你说:

A. What's this in English?

B. What's that in English?

C. What's ball pen in English?

() 4. 你想让朋友猜一猜包里有什么,于是说:

A. Come here and look at the pen.

B. Come here please. What's in the bag?

C. What's that in the bag?

() 5. 别人问你蜡笔用英语怎么说,你回答:

A. It's a crayon.

B. A crayon.

C. Oh, it's a crayon.

() 6. 别人问你书包里装着什么,你说:

A. It's book.

B. It's a pencil box.

C. It's nice!

() 7. 你想知道床上放着什么,于是问对方:

A. What's on your bed?

B. Look at the bed, what's that?

C. Come here and sit on the bed.

VI. 试试看, 看图选择括号内合适的单词写在横线上, 完成下列对话。(4分)

1. —What's _____ (this; that) in English?

—It's a _____ (storybook; stapler).

—Can I have a _____ (look; book)?


—Sure, here _____ (you; your) are.



2. —Come _____ (here; to), Min Min.

—What's _____ (this; that) in English?

—It's a _____ (rubber; book).



VII. 找出下列句子的错误之处, 并在括号内改正。(5分)

1. What's this on English? ()

2. What's that in the table? ()

3. —What's this in the school bag? —It's copybook. ()

4. What's in that English? ()

5. —What's that at the pencil box? —It's a rubber. ()

VIII. 阅读对话, 判断正(√)误(×)。(10分)

A: Come here, Nancy.

B: Yes?

A: What's this on the bed?

B: It's a toy train.

A: What's that in English?

B: It's a stapler.

A: What's this in the box?

B: It's a crayon.

A: Thank you. Goodbye, Nancy.

B: Goodbye, Yang Ling.

() 1. That's a stapler.

() 2. A toy train is on the desk.

() 3. This is a knife.

() 4. A crayon is in the box.

() 5. Helen and Yang Ling are talking(说话).

Unit 2 Yes or no

第一课时

课堂夺冠

I. 选出下列正确选项构成正确单词。

- () 1. cl ____ A. olk B. ock C. oke
 () 2. ta ____ A. fe B. te C. pe
 () 3. ____ ch A. wat B. clt C. wta
 () 4. k ____ A. ye B. ey C. ie
 () 5. b ____ k A. oa B. aa C. oo

II. 英译汉。

1. have a look _____
 2. a nice radio _____
 3. come in _____
 4. Here you are. _____
 5. come here _____
 6. my watch _____
 7. his key _____
 8. a big clock _____

III. 连词成句。

1. look, have, I, can, a(?)

 2. in, may, come, I(?)

 3. is, what, English, that, in(?)

 4. a, this, is, camera(?)

课外提优

I. 句型转换。

1. This is a watch. (改为否定句)
 _____ a watch.
 2. That is a bag. (改为一般疑问句并作否定回答)
 _____ a bag?

_____ , _____ .

V. 3. How pretty the clock is! (改为同义句)

_____ clock!

II. 根据所给情境, 选择适当的句子。

() 1. 你上课迟到了, 进教室时应该说: _____

- A. Can I have a look?
- B. May I come in?
- C. Come in.

() 2. 你想夸赞同桌的书包漂亮, 可以说: _____

- A. What a nice school bag!
- B. It's a school bag.
- C. Look at my bag.

() 3. 你的同学向你借尺子, 你可以说: _____

- A. No, thank you.
- B. Is this your ruler?
- C. OK. Here you are.

() 4. 你想看某样物品时, 可以说: _____

- A. Can I have a look?
- B. Sure. Here you are.
- C. Yes, it is.

() 5. 你想请别人看你的新手表, 可以说: _____

- A. What a nice watch!
- B. Look, this is my new watch.
- C. It's smart.

高分拔尖

猜谜语。

1. I'm small, but(但是) I can open the door(开门). What am I? _____.
2. It can tell(告诉) you the time(时间). _____.

第二课时

课堂夺冠

I. 选出与所给单词属于同类的一项。

- () 1. ball pen A. apple B. mango C. ruler
- () 2. orange A. yellow B. monkey C. morning
- () 3. zebra A. black B. meet C. bird
- () 4. table A. rubber B. bookcase C. book
- () 5. computer A. Helen B. radio C. Nancy

II. 小朋友, 请你看看下面的图, 再看看图下的句子是否与图意相符, 相符的在后面的横线上写 Yes, 不相符的写 No。

1.



This is a radio. _____

2.



This is a copybook. _____

3.



—What's this in English?

—It's a clock. _____

4.



—Is that a camera?

—Yes, it is. _____

课外提优

I. 根据中文意思将下列句子补充完整。

1. 这是一部电话吗? 是的。

—Is _____ a telephone? —Yes, _____.

2. 多好看的一块手表啊!

• _____ a nice watch!

3. 那是他的电脑。

_____ is his computer.