

Student Book

想未来编辑部 编著

NEXUS

Yeah!

Good!

Wow!

新编少儿英语

ENGLISH


TALK

TALK

免费下载  
MP3  
配套MP3

level 4

Book 1

 中国纺织出版社




[www.c-textlip.com](http://www.c-textlip.com)



免费下载配套 MP3、配套练习手册



# 新编少儿英语 第4级



想未来编辑部 编著



## 图书在版编目 ( CIP ) 数据

新编少儿英语. 第4级. 第1册 / 想未来编辑部编著

—北京: 中国纺织出版社, 2016.1

ISBN 978-7-5180-0942-8

I. ①新… II. ①想… III. ①英语课—小学—教材

IV. ①G624.311

中国版本图书馆CIP数据核字 (2014) 第214870号

English Talk Talk: Level 4 - book 1

Copyright © 2014 by Nexus Contents Development Team

All rights reserved.

Simplified Chinese copyright © 2016 by China Textile & Apparel Press

This Simplified Chinese edition was published by arrangement with NEXUS

Co., Ltd. through Agency Liang

著作权合同登记号: 图字: 01-2014-3713

---

策划编辑: 张向红

责任编辑: 张向红

责任设计: 林昕瑶

责任印制: 储志伟

---

中国纺织出版社出版发行

地 址: 北京市朝阳区百子湾东里A407号楼 邮政编码: 100124

销售电话: 010-67004422 传真: 010-87155801

<http://www.c-textilep.com>

E-mail: [faxing@c-textilep.com](mailto:faxing@c-textilep.com)

中国纺织出版社天猫旗舰店

官方微博<http://weibo.com/2119887771>

北京通天印刷有限责任公司印刷 各地新华书店经销

2016年1月第1版第1次印刷

开 本: 787×1092 1/16 印张: 5.25

字 数: 200千字 定价: 25.80元

---

凡购本书, 如有缺页、倒页、脱页, 由本社图书营销中心调换

# 目录



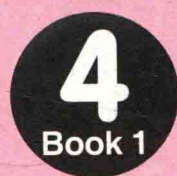
Introduction	4
Table of Contents	5
How to Study	6
<b>Unit 1 • Making Friends</b>	<b>9</b>
Lesson A What's Up?	
Lesson B Let's Be Friends	
Lesson C Unit Review	
<b>Unit 2 • Talking on the Phone</b>	<b>25</b>
Lesson A Is Minsu There?	
Lesson B You've Got the Wrong Number	
Lesson C Unit Review	
<b>Unit 3 • Getting to Know People</b>	<b>41</b>
Lesson A What's Your Boyfriend Like?	
Lesson B Don't Judge a Book by Its Cover	
Lesson C Unit Review	
<b>Unit 4 • Giving Instructions</b>	<b>57</b>
Lesson A How Can I Use This Machine?	
Lesson B I Left Some Instructions	
Lesson C Unit Review	
Appendix	
Words & Expressions	74
Power Up! Listening_Dictation & Script	81
Level 4 Book 1 Syllabus	84






# 新编少儿英语

## 第4级



想未来编辑部 编著

 中国纺织出版社



## 图书在版编目 ( CIP ) 数据

新编少儿英语. 第4级. 第1册 / 想未来编辑部编著

—北京: 中国纺织出版社, 2016.1

ISBN 978-7-5180-0942-8

I. ①新… II. ①想… III. ①英语课—小学—教材

IV. ①G624.311

中国版本图书馆CIP数据核字 (2014) 第214870号

English Talk Talk: Level 4 - book 1

Copyright © 2014 by Nexus Contents Development Team

All rights reserved.

Simplified Chinese copyright © 2016 by China Textile & Apparel Press

This Simplified Chinese edition was published by arrangement with NEXUS

Co., Ltd. through Agency Liang

著作权合同登记号: 图字: 01-2014-3713

---

策划编辑: 张向红

责任编辑: 张向红

责任设计: 林昕瑶

责任印制: 储志伟

---

中国纺织出版社出版发行

地 址: 北京市朝阳区百子湾东里A407号楼 邮政编码: 100124

销售电话: 010-67004422 传真: 010-87155801

<http://www.c-textilep.com>

E-mail: [faxing@c-textilep.com](mailto:faxing@c-textilep.com)

中国纺织出版社天猫旗舰店

官方微博<http://weibo.com/2119887771>

北京通天印刷有限责任公司印刷 各地新华书店经销

2016年1月第1版第1次印刷

开 本: 787×1092 1/16 印张: 5.25

字 数: 200千字 定价: 25.80元

---

凡购本书, 如有缺页、倒页、脱页, 由本社图书营销中心调换



# ENGLISH TALK TALK

4

Book 1



# 序言



英语早已成为世界性语言。作为国际交流工具，英语的使用还在不断推广。想要成为未来的领导者，学生必须具有优秀的英语交流能力。本系列丛书专为提高学生的英语口语能力而设计。

《新编少儿英语》共分为六级，用来提高小学生的英语能力，让孩子在游戏中获得知识，满足他们的好奇心。

《新编少儿英语》选用的题材是小学生们日常生活中所熟知的。每一个主题都能启发他们的学习兴趣，比如谈谈他们的朋友和邻居、自己喜欢或不喜欢的事物，或者讲讲学校的学习和班级里的趣事。丛书内容包括新颖有趣的小故事和贴近生活的对话，以吸引小读者。

美国外教专业配音，免费下载mp3资源，丛书让英语学习更简捷、便利，即使在校外小学生们也可以很容易地继续英语学习。

最后，丛书采用循序渐进的方式帮助小学生们学习英语。孩子们将学习过的表达方式，逐渐扩展至讲故事、表达自己的观点和展开讨论上。学习到六级的时候，小学生们开始拓展他们的演讲、自我展现的能力。

通过不断创新，我们让你的英语更棒！



# 目录



Introduction	4
Table of Contents	5
How to Study	6
<b>Unit 1 • Making Friends</b>	<b>9</b>
Lesson A What's Up?	
Lesson B Let's Be Friends	
Lesson C Unit Review	
<b>Unit 2 • Talking on the Phone</b>	<b>25</b>
Lesson A Is Minsu There?	
Lesson B You've Got the Wrong Number	
Lesson C Unit Review	
<b>Unit 3 • Getting to Know People</b>	<b>41</b>
Lesson A What's Your Boyfriend Like?	
Lesson B Don't Judge a Book by Its Cover	
Lesson C Unit Review	
<b>Unit 4 • Giving Instructions</b>	<b>57</b>
Lesson A How Can I Use This Machine?	
Lesson B I Left Some Instructions	
Lesson C Unit Review	
Appendix	
Words & Expressions	74
Power Up! Listening_Dictation & Script	81
Level 4 Book 1 Syllabus	84





### Words & Expressions

[illegible]

## Dialogue

Listen to a dialogue that's related to the topic, and check your comprehension.


## Language Practice

### Useful expressions

Learn a variety of expressions that have similar meanings.

### Conversation practice

Improve your speaking ability through structured conversations.





## Power Up! Listening

Improve your listening ability by practicing without reading passages.

## Speak On Your Own!


Use your own ideas to compose a story, and share it with your classmates.





### Reading Passage

Read a passage that's related to the topic, and check your comprehension.




### Grammar Focus

Check your understanding of the grammar rules and then use them to improve your conversation.

### Talk! Talk!

Check your listening ability by listening to a dialogue and filling in the blanks.



### Make It Yours!

Use fun activities to practice what you've learned with your classmates.



# How to Study



### LESSON 3 Unit Review

Match the pictures to the job names.

1. Match the pictures to the job names.

2. Match the pictures to the job names.

### Pattern Practice

Write the sentence using the words in parentheses.

1. (work, hard, get, things, done, fast)

2. (work, hard, get, things, done, fast)

3. (work, hard, get, things, done, fast)

4. (work, hard, get, things, done, fast)

## Unit Review

Describe illustrations that relate to the topic.

## Pattern Practice

Practice four different sentence patterns from previous lessons.

### Exercise

Match the pictures to the job names.

Picture	Job Name
	1. Computer programmer
	2. Farmer
	3. Factory worker
	4. Scientist
	5. Teacher
	6. Doctor
	7. Chef
	8. Librarian
	9. Salesperson
	10. Bank teller

Match the pictures with the correct response.

1. I want to be a teacher.

2. I want to be a doctor.

3. I want to be a scientist.

4. I want to be a farmer.

5. I want to be a factory worker.

6. I want to be a computer programmer.

7. I want to be a chef.

8. I want to be a librarian.

9. I want to be a salesperson.

10. I want to be a bank teller.

## Exercise

Wrap up the unit with various drills, such as filling in the gaps or matching questions with responses.

### Wrap-up Test 1

Match the pictures to the job names.

Picture	Job Name
	1. Computer programmer
	2. Farmer
	3. Factory worker
	4. Scientist
	5. Teacher
	6. Doctor
	7. Chef
	8. Librarian
	9. Salesperson
	10. Bank teller

Match the pictures with the correct response.

1. I want to be a teacher.

2. I want to be a doctor.

3. I want to be a scientist.

4. I want to be a farmer.

5. I want to be a factory worker.

6. I want to be a computer programmer.

7. I want to be a chef.

8. I want to be a librarian.

9. I want to be a salesperson.

10. I want to be a bank teller.

### Wrap-up Test 2

Match the pictures to the job names.

Picture	Job Name
	1. Computer programmer
	2. Farmer
	3. Factory worker
	4. Scientist
	5. Teacher
	6. Doctor
	7. Chef
	8. Librarian
	9. Salesperson
	10. Bank teller

Match the pictures with the correct response.

1. I want to be a teacher.

2. I want to be a doctor.

3. I want to be a scientist.

4. I want to be a farmer.

5. I want to be a factory worker.

6. I want to be a computer programmer.

7. I want to be a chef.

8. I want to be a librarian.

9. I want to be a salesperson.

10. I want to be a bank teller.

## Workbook

Focused on review test, speaking and writing

(Answers Free Download : [www.c-textilep.com](http://www.c-textilep.com))




# Unit 1

## Making Friends



*Let's begin! Check this out!*

I am going to meet **a friend of** mine.  
Don't you think you **have to** make more friends?



### ✓ Words & Expressions

- ☐ among
- ☐ anyway
- ☐ beginning
- ☐ besides
- ☐ challenge
- ☐ familiar

- ☐ grade
- ☐ join
- ☐ outgoing
- ☐ plenty
- ☐ talkative
- ☐ get along well



# LESSON A

## What's Up?

*Listen up and read out loud.*



**Matt** What's up, Mike?

**Mike** Nothing much. How are you doing?

**Matt** I'm doing okay. Do you have any plans for today?

**Mike** Yes. I am going to meet a friend of mine. His name is James, James Clark. Do you know him?

**Matt** No, I don't. Anyway, I have to go home now. See you later.

**Mike** See you later.



*Now answer the questions below.*

1. How is Matt doing?

\_\_\_\_\_

2. What's Mike's plan for today?

\_\_\_\_\_

3. Where does Matt have to go now?

\_\_\_\_\_



## Have fun with **Language Practice**

### Useful expressions

#### What's up?

- Nothing.
- Not much.
- Nothing much.

#### How are you doing?

- I am doing okay.
- I am doing well.
- I am doing great.

### Conversation practice



Now answer the questions using the words in parentheses.

Do you have any plans for today?

I am going to **meet a friend of mine**.

1. I am going to \_\_\_\_\_. (my/ finish/ homework)
2. I am going to \_\_\_\_\_. (visit/ uncle's house/ my)
3. I am going to \_\_\_\_\_. (a soccer game/ tonight/ watch)

His name is James Clark. Do you know him?

Yes, I do. He is a **friend of mine**.

1. Yes, I do. He is a \_\_\_\_\_. (of/ friend/ Kerry's)
2. Yes, I do. He is a \_\_\_\_\_. (friend/ my father's/ of)
3. Yes, I do. He is a \_\_\_\_\_. (my cousin's/ of/ friend)

#### PAIR WORK

Talk with your partner about your plans for tomorrow.

#### example

- A Do you have any plans for tomorrow?  
 B Yes. I am going to buy some books.

## Power Up! Listening



Listen to the passages and answer the questions.



This is the self-introduction from Hiro Nomura.

1. Where is Hiro Nomura from?

\_\_\_\_\_.

2. What does he like?

\_\_\_\_\_.



This is the self-introduction from Hilar Ingelson.

1. What grade is she in?

\_\_\_\_\_.

2. What kind of books does she like?

\_\_\_\_\_.



# Speak On Your Own!

## Introduce yourself!



Below is a sample speech. Use the same format to make your own.

### sample

I am **Eun-hee Lee**. I am from **Seoul, Korea**. I am in **the 7th grade**.

I am **very fun and outgoing**. Some people say that I am **very talkative**.

It's true because I **love talking**. I also **listen to others very well**.

I have to study English very hard, because I want to **make some good foreign friends in the future**.

Anyway, I am happy to meet all of you.

## Your own speech

I am \_\_\_\_\_. I am from \_\_\_\_\_. I am in \_\_\_\_\_.

I am \_\_\_\_\_. Some people say that I am \_\_\_\_\_.

It's true because I \_\_\_\_\_. I also \_\_\_\_\_.

I have to study English very hard, because I want to \_\_\_\_\_.

Anyway, I am happy to meet all of you.

HELLO

