

Student Book

想未来编辑部 编著

NEXUS

新编少儿英语

ENGLISH

TALK
TALK



level 3
Book 3

中国纺织出版社



www.c-textlip.com




免费下载配套 MP3、配套练习手册

新编少儿英语

第3级



想未来编辑部 编著

 中国纺织出版社

图书在版编目(CIP)数据

新编少儿英语. 第3级. 第3册 / 想未来编辑部编著

—北京: 中国纺织出版社, 2016.1

ISBN 978-7-5180-0959-6

I. ①新… II. ①想… III. ①英语课—小学—教材

IV. ①G624.311

中国版本图书馆CIP数据核字(2014)第214868号

English Talk Talk: Level 3 - book 3

Copyright © 2014 by Nexus Contents Development Team

All rights reserved.

Simplified Chinese copyright © 2016 by China Textile & Apparel Press

This Simplified Chinese edition was published by arrangement with NEXUS Co., Ltd. through Agency Liang

著作权合同登记号: 图字: 01-2014-3711

策划编辑: 张向红

责任编辑: 张向红

责任设计: 林昕瑶

责任印制: 储志伟

中国纺织出版社出版发行

地 址: 北京市朝阳区百子湾东里A407号楼 邮政编码: 100124

销售电话: 010-67004422 传真: 010-87155801

<http://www.c-textilep.com>

E-mail: faxing@c-textilep.com

中国纺织出版社天猫旗舰店

官方微博<http://weibo.com/2119887771>

北京通天印刷有限责任公司印刷 各地新华书店经销


2016年1月第1版第1次印刷

开 本: 787×1092 1/16 印张: 5

字 数: 200千字 定价: 25.80元

凡购本书, 如有缺页、倒页、脱页, 由本社图书营销中心调换

Yeah!



● Introduction	4
● Table of Contents	5
● How to Study	6
● Main Characters	8
 Unit 1 May I Speak to Lena?	 9
 Unit 2 What Were You Doing When I Called You?	 21
 Unit 3 What Can I Buy for Her?	 33
 Unit 4 We Are Going to L.A.!	 45
 ● Ready for Action!	 57
● Level 3 Book 3 Syllabus	63




Workbook


Free Download: MP3, Answers & Scripts (www.c-textilep.com)

新编少儿英语

第3级



想未来编辑部 编著

 中国纺织出版社

图书在版编目 (CIP) 数据

新编少儿英语. 第3级. 第3册 / 想未来编辑部编著

—北京: 中国纺织出版社, 2016.1

ISBN 978-7-5180-0959-6

I. ①新… II. ①想… III. ①英语课—小学—教材

IV. ①G624.311

中国版本图书馆CIP数据核字 (2014) 第214868号

English Talk Talk: Level 3 - book 3

Copyright © 2014 by Nexus Contents Development Team

All rights reserved.

Simplified Chinese copyright © 2016 by China Textile & Apparel Press

This Simplified Chinese edition was published by arrangement with NEXUS Co., Ltd. through Agency Liang

著作权合同登记号: 图字: 01-2014-3711

策划编辑: 张向红

责任编辑: 张向红

责任设计: 林昕瑶

责任印制: 储志伟

中国纺织出版社出版发行

地 址: 北京市朝阳区百子湾东里A407号楼 邮政编码: 100124

销售电话: 010-67004422 传真: 010-87155801

<http://www.c-textilep.com>

E-mail: faxing@c-textilep.com

中国纺织出版社天猫旗舰店

官方微博<http://weibo.com/2119887771>

北京通天印刷有限责任公司印刷 各地新华书店经销

2016年1月第1版第1次印刷

开 本: 787×1092 1/16 印张: 5

字 数: 200千字 定价: 25.80元

凡购本书, 如有缺页、倒页、脱页, 由本社图书营销中心调换

3
Book 3

Book 3



序言

英语早已成为世界性语言。作为国际交流工具，英语的使用还在不断推广。想要成为未来的领导者，学生必须具有优秀的英语交流能力。本系列丛书专为提高学生的英语口语能力而设计。

《新编少儿英语》共分为六级，用来提高小学生的英语能力，让孩子在游戏中获得知识，满足他们的好奇心。


《新编少儿英语》选用的题材是小学生们日常生活中所熟知的。每一个主题都能启发他们的学习兴趣，比如谈谈他们的朋友和邻居、自己喜欢或不喜欢的事物，或者讲讲学校的学习和班级里的趣事。丛书内容包括新颖有趣的小故事和贴近生活的对话，以吸引小读者。

美国外教专业配音，免费下载mp3资源，丛书让英语学习更简捷、便利，即使在校外小学生们也可以很容易地继续英语学习。

最后，丛书采用循序渐进的方式帮助小学生们学习英语。孩子们将学习过的表达方式，逐渐扩展至讲故事、表达自己的观点和展开讨论上。学习到六级的时候，小学生们开始拓展他们的演讲、自我展现的能力。

通过不断创新，我们让你的英语更棒！

Yeah!



● Introduction	4
● Table of Contents	5
● How to Study	6
● Main Characters	8
Unit 1 May I Speak to Lena?	9
Unit 2 What Were You Doing When I Called You?	21
Unit 3 What Can I Buy for Her?	33
Unit 4 We Are Going to L.A.!	45
● Ready for Action!	57
● Level 3 Book 3 Syllabus	63



Workbook

Free Download: MP3, Answers & Scripts (www.c-textilep.com)

How to Study

 Listen Up 1



🍌 Check "True" or "False".

- 1 Lana is calling Ted.
- 2 Lana is at home.
- 3 Christine wants to know Lana's phone number.


True False

 Talk Together 1

A

 Build Up 1

Imagine that you are calling your friend to make a plan. Fill in the table and blanks. Then, practice the dialogue with your partner.



Listen Up 1, 2

Have fun listening to cartoon dialogues as they introduce new topics.

Talk Together 1, 2

Now, it's your turn!
Use the new words with the
expressions from the cartoon
dialogues.

Build Up 1, 2

Now it's time to build sentences using your new words and expressions!

 Act It Out

be back this is may I speak answer here



Act It Out

It's fun filling in the missing words of popular fairy tales.

Switch It Out

Note?



Switch it Out

It's fun learning *real* English, not Konglish.



Wrap It Up

Main Characters

Let's meet the characters in this book. Think of them as your friends as you learn English together!

Ming Ming

He is Chinese and lives in Beijing. He lives with his parents, his elder brother, Liang Liang, his younger sister, Lily, and Ted. Ming Ming likes math and history and wants to be a doctor.



Ted

He is from the U.S.A. Ted is staying with Ming Ming's family in Beijing. He came to China to learn Chinese. He is in the same class as Ming Ming. Ted likes science, but he hates math!



Lily

She is Ming Ming's sister. She is eight years old and goes to the same school as Ming Ming and Ted. She likes learning English and pretty things.



Unit 1

May I Speak to Lena?

Hello. May I speak to Meg?





Hello. May I speak to John?



John, it's for you.



Hello. May I speak to Jane?







Yes, please. Please tell her I called.



Sorry, she's not in now.
Can I take a message?


This is Meg speaking.
Hold on, please.



Lena's mom: Hello.

Ted: Hello. May I speak to Lena?
This is Ted speaking.

Lena's mom: Hold on, please.
Lena, it's for you.



Lena: This is Lena speaking.
Who's this?

Ted: Hi, Lena. This is Ted.
How are you?


Lena: I'm fine.

Ted: Hey, do you know Christine's
phone number?

Lena: Yes, her number is 17- 532 - 5995.

Ted: Thanks. Bye.

Lena: Bye.

 Check "True" or "False".

1 Lena is calling Ted.

2 Lena is at home.

3 Christine wants to know Lena's phone number.


True

False

☐
☐
☐
☐
☐
☐

Talk Together 1

A.

 <p>Joseph</p>	<p>A: Hello.</p> <p>B: Hello. May I speak to Joseph? This is Mary speaking.</p>
--	---



Can I talk to Cathy? /
Matthew




Is Martin there? /
Susie



Can I speak to Josh? /
Bob

B.

	<p>A: Hello. May I speak to Eric?</p> <p>B: Hold on, please. Eric, it's for you.</p>
---	---



Jennifer /
Wait a moment.



Jenny /
Just one second.



Kate /
Wait a minute, please.



Build Up 1



Imagine that you are calling your friend to make a plan. Fill in the table and blanks. Then, practice the dialogue with your partner.

Friend's name	
What to do	
Place to meet	
Time to meet	



Dialogue

My friend's dad: Hello.

Me: Hello. May I speak to _____?

My friend's dad: Who's calling, please?

Me: This is _____ speaking.

My friend's dad: Hold on, please.

_____, it's for you.

My friend: This is _____ speaking.

Me: Hi, _____. This is _____.

Let's _____.

My friend: That sounds great. What time and where can we meet?

Me: How about meeting at _____?

My friend: Okay. That sounds perfect. At _____ is fine with me.

Me: Cool! See you soon.

My friend: Bye.



Listen Up 2

TRACK 02



Joe's dad: Hello?

Ted: Hello. May I speak to Joe?

Joe's dad: I'm sorry, he is not here right now. Who's calling, please?

Ted: This is his friend, Ted. When will he be back?

Joe's dad: He will be back at 5 o'clock.

Ted: Okay, then I will phone at 5 o'clock.



Joe's dad: Hello?

Ted: Hello, this is Ted. May I speak to Joe?

Joe's dad: I'm sorry, Ted. He is not back yet. Can I take a message?

Ted: Yes, please. Please tell him I called.

Joe's dad: Okay, Ted. I will tell him you called. Bye.



Choose the correct answer.

1 Who answers the phone?

a Joe

b Joe's dad

c Ted

2 What time does Joe's dad say Joe will be back?

a 2:00

b 5:00

c 7:00

3 How many times does Ted call Joe?

a one time

b two times

c three times