



孔子学院总部/国家汉办
Confucius Institute Headquarters (Hanban)

标准教程
STANDARD
COURSE

HSK

1

练习册 **Workbook**



北京语言大学出版社
BEIJING LANGUAGE AND CULTURE
UNIVERSITY PRESS

主编：姜丽萍
LEAD AUTHOR: Jiang Liping

编者：王芳、王枫、刘丽萍
AUTHORS: Wang Fang, Wang Feng, Liu Liping



教材构成 The series includes

课本	Textbooks
练习册	Workbooks
教师用书	Teacher's Books
教学示范	Demo Lessons
数字资源	Digital Resources

主要特色 Main features

考教结合	Combination of testing and teaching
科学严谨	Scientific and well-arranged
实用有效	Practical and effective
场景丰富	Diverse situations
自然幽默	Natural and humorous




随书附赠 MP3 1盘
1 MP3 CD Included

欢迎登录网站，获取配套资源
For supportive resources, please visit

www.blcup.com



ISBN 978-7-5619-3710-5



9 787561 937105 >

03500



孔子学院总部/国家汉办
Confucius Institute Headquarters (Hanban)

标准教程 STANDARD COURSE

HSK

主编：姜丽萍
LEAD AUTHOR: Jiang Liping

编者：王芳、王枫、刘丽萍
AUTHORS: Wang Fang, Wang Feng, Liu Liping

1

练习册 **Workbook**



北京语言大学出版社
BEIJING LANGUAGE AND CULTURE
UNIVERSITY PRESS

图书在版编目 (CIP) 数据

HSK 标准教程 1 练习册 / 姜丽萍主编. — 北京: 北京语言大学出版社, 2013.12

ISBN 978-7-5619-3710-5

I. ①H… II. ①姜… III. ①汉语—对外汉语教学—水平考试—习题集 IV. ①H195

中国版本图书馆 CIP 数据核字 (2013) 第 289267 号



书 名: HSK 标准教程 1 练习册 (HSK BIAOZHUN JIAOCHENG 1 LIANXICE)

中文编辑: 王亚莉 史 健

英文编辑: 侯晓娟

装帧设计: 李 政 李 佳

排版制作: 北京创艺涵文化发展有限公司

责任印制: 汪学发

出版发行: 北京语言大学出版社

社 址: 北京市海淀区学院路 15 号 邮政编码: 100083

网 址: www.blcup.com

编 辑 部: 8610-8230 3647/3592/3395

海外发行: 8610-8230 0309/3651/3080

读者服务部: 8610-8230 3653/3908

网上订购: 8610-8230 3668 service@blcup.com

印 刷: 保定市中画美凯印刷有限公司

经 销: 全国新华书店

版 次: 2014 年 1 月第 1 版 2014 年 1 月第 1 次印刷

开 本: 889mm x 1194mm 1/16 印张: 8.5

字 数: 172 千字

书 号: ISBN 978-7-5619-3710-5/H·13299

03500

Printed in China

凡有印装质量问题, 本社负责调换。电话: 8610-82303590

总 监 制：许 琳

总 策 划：胡志平 静 炜 戚德祥

策 划：段 莉 张 健 李佩泽

审 定：张 健

主 编：姜丽萍

编 者：（各级编者按姓氏笔画顺序排列）

1级：王 芳 王 枫 刘丽萍

2级：王 芳 王 枫 刘丽萍

3级：于 淼 李 琳

4级：张 军 董 政

5级：刘 畅 鲁 江

6级：么书君 杨慧真

项目组长：张 健

项目副组长：王 轩

项目成员：史 健 纪 成

英文翻译：孙玉婷

英文审定：余心乐

使用说明

《HSK 标准教程 1 (练习册)》与《HSK 标准教程 1》配套使用，目的是与 HSK 考试接轨，主要训练学习者的听力和阅读能力，兼顾语音和汉字的练习。

一、第 1 课、第 2 课设置的主要目的在于复现和巩固前两课介绍的声母、韵母以及声韵搭配，使学习者在大量练习中进一步感知汉语的语音，熟悉声、韵、调的组合方式，模仿和听辨是重点和难点。第 1 课、第 2 课练习册中也设计了一些涉及常用外来词的练习，这一部分的图片可以帮助学习者迅速把发音和意义结合起来，并能够扩大词汇量。

二、第 3 课到第 15 课每课设置听力、阅读、语音、汉字四个部分。

1. **听力、阅读。**这两部分从题型到格式都与 HSK (一级) 考试完全一致。这样既保证了学习者对本课所学习内容练习的数量和质量，又可以让学习者在平日学习中接触到真题题型，参加考试时不需要再花额外的时间熟悉题型。每课听力和阅读部分的考查内容包括当课和前几课的主要语言点和生词，教师可以以作业的形式布置给学习者。完成练习后学习者可通过网络上提供的答案自己检测学习成果。

2. **语音。**这部分多以听辨的形式出现，以发音练习为主，练习重点是发音的听辨、跟读和模仿，这部分的教学时间教师可灵活掌握，可长可短。

3. **汉字。**这部分主要展示汉字的书写方式，目的是让学习者可以独立跟写和练习。偏旁练习中的超纲字词不做讲解，只要求学习者辨认出所学偏旁在汉字中的位置，并能够将相同偏旁的汉字归类即可。

以上是对本练习册使用方法的一些说明和建议。练习册既可以在课下完成，也可以在课上完成，主要取决于教学的总课时数，您可以根据实际情况灵活使用。对于零起点汉语学习者来说，这是他们学习汉语的入门教材，我们希望打破汉语很难的印象，让学习者学得快乐、学得轻松、学得高效。学完本书，就可以通过 HSK 相应级别的考试来检测自己的能力和水平。希望这本教材可以帮助每位学习者在学习汉语的道路上开个好头并走得更远。

A Guide to the Use of This Book

HSK Standard Course 1 (Workbook) is used to support *HSK Standard Course 1*. It aims to be in accordance with the HSK, and to provide students with training in listening and reading skills without neglecting practice in pronunciation and characters.

I. Lesson 1 and Lesson 2 are designed for the initials, finals and initial-final collocations taught in these two lessons to recur and be consolidated, helping students have a further understanding of Chinese pronunciation and familiarize themselves with the combinations of initials, finals and tones through a lot of practice. Imitation and differentiation are the emphases and difficult points. For Lesson 1 and Lesson 2, exercises involving common loan words are also available. The pictures in these parts can help students quickly combine the pronunciation and meaning and enlarge their vocabulary.

II. Each of Lessons 3-15 is composed of four parts, namely, Listening, Reading, Pronunciation and Characters.

1. **Listening and Reading.** In these two parts, the types and format of the questions are in complete accordance with those in the HSK Level 1 test, which not only ensures the quantity and quality of the exercises student have, but also allows them to be exposed to the past HSK tests in their daily study, so they don't have to spend extra time in trying to get familiar with the question types of the HSK before taking it. In each lesson, the listening and reading exercises examine how well students have learned the major language points and words of the current lesson and the previous lessons. The teacher can assign the exercises to students as homework; students can check their work with the answers provided online to make a self-evaluation of their learning.

2. **Pronunciation.** Exercises in this part are mostly listening to and differentiating pronunciations. Priority is given to pronunciation drills, focusing on differentiating, reading aloud (after the teacher or the recording) and imitating the pronunciation. Time devoted to the exercises of this part in class can be decided by the teacher flexibly; the duration of doing them may vary.

3. **Characters.** This part mainly demonstrates the way of writing characters to help students write and practice independently. Example characters not listed in the Syllabus are not to be explained. Students only need to identify the positions of the radicals they've learned in these characters and to group the characters with the same radicals.

The above are some directions and suggestions about the use of this workbook. Mainly

depending on the total class hours, exercises in the workbook can be done either in class or after class. The teacher can make the decision according to the actual situation. For total beginners, this is their entry-level Chinese learning material. We strive to make Chinese easier to learn, so that students could study the language happily, effortlessly and efficiently. Upon finishing this book, students can check their language abilities and proficiency using the HSK test of the corresponding level. We hope this book can help every student have a good start and make further progress in their Chinese learning.

目 录 Contents

- | | |
|--|--|
| 1 你好 1
Hello | 10 我能坐这儿吗 65
Can I sit here |
| 2 谢谢你 5
Thank you | 11 现在几点 73
What's the time now |
| 3 你叫什么名字 9
What's your name | 12 明天天气怎么样 81
What will the weather be like tomorrow |
| 4 她是我的汉语老师 17
She is my Chinese teacher | 13 他在学做中国菜呢 90
He is learning to cook Chinese food |
| 5 她女儿今年二十岁 25
Her daughter is 20 years old this year | 14 她买了不少衣服 99
She has bought quite a few clothes |
| 6 我会说汉语 33
I can speak Chinese | 15 我是坐飞机来的 107
I came here by air |
| 7 今天几号 41
What's the date today | 附录: HSK(一级) 模拟试卷 115
HSK Model Test (Level 1) |
| 8 我想喝茶 49
I'd like some tea | HSK(一级) 介绍 127
Introduction to the HSK Level 1 Test |
| 9 你儿子在哪儿工作 57
Where does your son work | |

1

Nǐ hǎo

你好

Hello

一、朗读下列单音节词语  01-1

Read the monosyllabic words aloud.

mā	má	mǎ	mà	xuē	xué	xuě	xuè
bā	bá	bǎ	bà	tiāo	tiáo	tiǎo	tiào
fēi	fēi	fěi	fèi	huō	huó	huǒ	huò
qiē	qié	qiě	qiè	māo	máo	mǎo	mào


二、朗读下列双音节词语  01-2

Read the disyllabic words aloud.

xià yǔ	xiàwǔ	tèbié	dì yī	yěxǔ
pǎo bù	huídá	tiào wǔ	yìqǐ	kuàilè
qítā	biǎodá	lǐwù	jīhuì	líkāi
fùxí	dìtú	dìtiě	àihào	jiēdào

三、读一读，猜一猜：给下列图片选择相应的词语

Read and Guess: Match the pictures with the words.



()

A kāfēi



()

B kělè



()

C bālěi



()

D pài



()

E jítā

四、听录音，写出听到的声母并朗读  01-3

Listen to the recording, write down the initials you hear and read the syllables aloud.

- | | | | |
|-----------|------------|------------|------------|
| 1. ___ āi | 2. ___ uài | 3. ___ iào | 4. ___ í |
| 5. ___ ǎn | 6. ___ uǒ | 7. ___ ù | 8. ___ iǎo |

9. ___ uè 10. ___ à 11. ___ ǎo 12. ___ āo
13. ___ ǎi 14. ___ ǎi 15. ___ è 16. ___ ǎo
17. ___ ái 18. ___ ǎi 19. ___ ào 20. ___ ēi

五、听录音，写出听到的韵母并朗读  01-4

Listen to the recording, write down the finals you hear and read the syllables aloud.

1. h ___ 2. h ___ 3. h ___ 4. m ___
5. f ___ 6. h ___ 7. n ___ 8. w ___
9. b ___ 10. j ___ 11. j ___ 12. d ___
13. g ___ 14. g ___ 15. p ___ 16. h ___
17. y ___ 18. h ___ 19. g ___ 20. l ___

六、听录音，写出听到的声调并朗读  01-5

Listen to the recording, add the tone marks you hear and read the syllables aloud.

1. bu 2. hao 3. ke 4. qi
5. mei 6. you 7. ma 8. jie
9. ge 10. ge 11. di 12. nū
13. tiao 14. mai 15. hui 16. hua
17. na 18. guo 19. jiao 20. er

七、看图片，选择正确的对话

Match the pictures with the dialogues.



()

- (1) Nǐ hǎo!
A: 你好!
Nǐ hǎo!
B: 你好!



()

(2) Nín hǎo!

A: 您好!

Nǐ hǎo!

B: 你好!



()

(3) Nín hǎo!

A: 您好!

Nǐmen hǎo!

B: 你们好!



()

(4) Duìbuqǐ!

A: 对不起!

Méi guānxi!

B: 没关系!

八、汉字

Chinese Characters

1. 描写每组汉字中相应的笔画

Trace the corresponding strokes in each pair of characters.




(4) ^{diǎn}、: 不 不 不 不 六 六 六 六

(5) ^{nà}、: 大 大 大 大 天 天 天 天

2. 看笔顺，写独体字

Look at the stroke order and practice writing the single-component characters.

yī 一



èr 一 二



sān 一 二 三



shí 一 十



bā 丿 八



liù 丶 一 六 六



2

Xièxie nǐ
谢谢你
 Thank you

一、朗读下列单音节词语  02-1

Read the monosyllabic words aloud.

zhī	zhí	zhǐ	zhì	zān	zán	zǎn	zàn
chuāng	chuáng	chuǎng	chuàng	xuān	xuán	xuǎn	xuàn
xiāng	xiáng	xiǎng	xiàng	yīng	yíng	yǐng	yìng
shēn	shén	shěn	shèn	rāng	ráng	rǎng	ràng

二、朗读下列双音节词语  02-2

Read the disyllabic words aloud.

rènzhēn	rúguǒ	xǐ zǎo	zhàopiàn
cídiǎn	yǐqián	yǐhòu	yǐnliào
zháojí	huǒchē	zìjǐ	yǎnjìng
tóngxué	tóngshì	tóngyì	tūrán
yìsi	zhàngfu	tóufa	shìqing

三、读一读，猜一猜：给下列图片选择相应的词语

Read and Guess: Match the pictures with the words.



()

()

()

()

()

A qiǎokèlì

B shāfā

C xiāngbīn

D màikèfēng

E hànǎo

四、听录音，写出听到的声母并朗读  02-3

Listen to the recording, write down the initials you hear and read the syllables aloud.

- | | | | |
|------------|------------|-----------|-----------|
| 1. ___én | 2. ___én | 3. ___āng | 4. ___āng |
| 5. ___ǒu | 6. ___uō | 7. ___uò | 8. ___àn |
| 9. ___ì | 10. ___ān | 11. ___ì | 12. ___án |
| 13. ___á | 14. ___áng | 15. ___ǒu | 16. ___ōu |
| 17. ___ōng | 18. ___ài | 19. ___è | 20. ___ē |

五、听录音，写出听到的韵母并朗读 02-4

Listen to the recording, write down the finals you hear and read the syllables aloud.

- | | | | |
|--------------|--------------|-------------|--------------|
| 1. m _____ | 2. sh _____ | 3. x _____ | 4. y _____ |
| 5. sh _____ | 6. x _____ | 7. x _____ | 8. ch _____ |
| 9. n _____ | 10. k _____ | 11. f _____ | 12. l _____ |
| 13. g _____ | 14. y _____ | 15. h _____ | 16. sh _____ |
| 17. ch _____ | 18. ch _____ | 19. x _____ | 20. j _____ |

六、听录音，写出听到的声调并朗读 02-5

Listen to the recording, add the tone marks you hear and read the syllables aloud.

- | | | | |
|----------|-----------|-----------|-----------|
| 1. zhong | 2. mian | 3. fan | 4. cai |
| 5. neng | 6. zhan | 7. chang | 8. shou |
| 9. shui | 10. qing | 11. sheng | 12. huang |
| 13. hong | 14. lan | 15. re | 16. rou |
| 17. cha | 18. xiang | 19. cao | 20. suan |

七、看图片，选择正确的对话

Match the pictures with the dialogues.



()

- (1) Xièxie nǐ!
A: 谢谢 你!
Bú kèqi!
B: 不 客气!



()

- (2) Zàijiàn!
A: 再见!
Zàijiàn!
B: 再见!



()

- (3) Duìbuqǐ!
A: 对不起!
Méi guānxi!
B: 没关系!



()

- (4) Nǐ hǎo!
A: 你好!
Nǐ hǎo!
B: 你好!

八、汉字

Chinese Characters

1. 描写每组汉字中相应的笔画

Trace the corresponding stroke in each pair of characters.

héngzhé
(1) ㇇ :

口	口	口	口
---	---	---	---

日	日	日	日
---	---	---	---

shùzhé
(2) ㇇ :

山	山	山	山
---	---	---	---

出	出	出	出
---	---	---	---

shùgōu
(3) ㇇ :

丁	丁	丁	丁
---	---	---	---

小	小	小	小
---	---	---	---

2. 看笔顺，写独体字

Look at the stroke order and practice writing the single-component characters.

kǒu 1 冂 口

口																			
---	--	--	--	--	--	--	--	--	--	--	--	--	--	--	--	--	--	--	--

jiàn | 丨 冂 贝 见

见

shān | 丨 山 山

山

xiǎo | 丨 小 小

小

bù | 一 丿 丩 不

不